


## **Historic, Archive Document**

Do not assume content reflects current scientific knowledge, policies, or practices.



5-103 1024- INDEXED



# California Seed Company

## GENERAL CATALOG

147-149 MARKET STREET

SAN FRANCISCO

CALIFORNIA

## WHEN TO PLANT VEGETABLE SEEDS

## JANUARY

Artichoke Roots  
Asparagus Seed  
Beets  
Beans, Windsor  
Broccoli  
Brussels Sprouts  
Cabbage  
Cauliflower  
Chive Plants  
Cress  
Corn Salad  
Garlic Sets  
Horse Radish Sets  
Kale  
Kohl Rabi  
Leek  
Lettuce  
Mustard  
Onion Sets  
Parsley  
Peas  
Radish  
Rhubarb Roots  
Spinach  
Herb Plants

## FEBRUARY

Artichoke Roots  
Artichoke Seed  
Asparagus Roots  
Asparagus Seed  
Beets  
Beans, Windsor  
Beans, Bush  
Beans, Pole  
Broccoli  
Brussels Sprouts  
Cabbage  
Cabbage Plants  
Carrot  
Cauliflower  
Chervil  
Chicory  
Corn Salad  
Cress  
Dandelion (French)  
Garlic Sets  
Horse Radish  
Kale  
Kohl Rabi  
Leek  
Lettuce  
Mustard  
Onion Seed  
Onion Sets  
Parsley  
Parsnip  
Peas  
Peppers  
Potatoes  
Radish  
Rhubarb Seed  
Rhubarb Roots  
Salsify  
Spinach  
Tomato  
Tomato Plants  
Turnip  
Ruta Bagas  
Herb Plants

## MARCH

Artichoke Roots  
Artichoke Seed

Asparagus Seed  
Asparagus Roots  
Beets  
Beans, Bush  
Beans, Pole  
Beans, Lima  
Broccoli  
Brussels Sprouts  
Cabbage  
Cabbage Plants  
Carrot  
Cauliflower  
Chervil  
Chicory  
Corn  
Corn Salad  
Cress  
Cucumbers  
Dandelion  
Egg Plant  
Garlic Sets  
Horse Radish Sets  
Kale  
Kohl Rabi  
Leek  
Lettuce  
Watermelon  
Musk Melon  
Mustard  
Okra  
Onion Seed  
Onion Sets  
Parsley  
Parsnip  
Peas  
Pepper  
Potatoes  
Pumpkins  
Radish  
Rhubarb Seed  
Rhubarb Roots  
Salsify  
Spinach  
Tomato  
Tomato Plants  
Turnip  
Ruta Bagas  
Herb Plants

## APRIL

Artichoke Seed  
Asparagus Seed  
Beets  
Beans, Bush  
Beans, Pole  
Beans, Lima  
Cabbage  
Cabbage Plants  
Carrot  
Cauliflower  
Cauliflower Plants  
Chervil  
Chives  
Chicory  
Corn  
Corn Salad  
Cress  
Cucumbers  
Dandelion  
Egg Plant  
Egg Plant Plants  
Garlic Sets

Horse Radish Sets  
Kale  
Kohl Rabi  
Leek  
Lettuce  
Melons  
Mustard  
Okra  
Onion  
Onion Sets  
Parsley  
Parsnip  
Peas  
Pepper  
Pepper Plants  
Potatoes  
Potatoes, Sweet  
Pumpkins  
Radish  
Rhubarb Seed  
Rhubarb Roots  
Salsify  
Spinach  
Tomatoes  
Tomato Plants  
Turnips  
Ruta Bagas  
Herb Plants

## MAY

Beans, Dwarf  
Beans, Pole  
Cabbage  
Carrot  
Cauliflower  
Chervil  
Corn  
Cress  
Cucumber  
Dandelion  
Egg Plant  
Kale  
Kohl Rabi  
Leek  
Lettuce  
Melons  
Mustard  
Okra  
Onion  
Parsley  
Peas  
Peppers  
Potatoes  
Pumpkins  
Radish  
Salsify  
Spinach  
Tomato  
Turnip  
Ruta Bagas  
Herb Plants

## JUNE

Beans, Bush  
Beans, Pole  
Cabbage  
Cauliflower  
Corn  
Cress  
Cucumber  
Lettuce  
Melons  
Okra  
Peas  
Pumpkins

Radish  
Spinach  
Ruta Baga

## JULY

Beets  
Beans, Bush  
Broccoli  
Brussels Sprouts  
Cauliflower  
Cress  
Kale  
Lettuce  
Mustard  
Peas  
Radish  
Spinach  
Turnip  
Ruta Baga

## AUGUST

Beets  
Broccoli  
Brussels Sprouts  
Cabbage  
Carrot  
Cauliflower  
Corn Salad  
Cress  
Endive  
Garlic Sets  
Kale  
Kohl Rabi  
Lettuce  
Mustard  
Onion  
Parsley  
Parsnip  
Peas  
Radish  
Spinach  
Turnip

## SEPTEMBER

Beets  
Brussels Sprouts  
Broccoli  
Cabbage  
Carrot  
Cauliflower  
Chervil  
Corn Salad  
Cress  
Chicory  
Dandelion  
Endive  
Kale  
Kohl Rabi  
Leek  
Lettuce  
Mustard  
Onion  
Parsley  
Parsnip  
Peas  
Radish  
Spinach  
Turnip

## OCTOBER

Beets  
Broad Beans  
Broccoli

Brussels Sprouts  
Cabbage  
Carrot  
Cauliflower  
Chervil  
Corn Salad  
Cress  
Chicory  
Dandelion  
Endive  
Kale  
Kohl Rabi  
Leek  
Lettuce  
Mustard  
Onion  
Onion Sets  
Parsley  
Parsnip  
Peas  
Radish  
Spinach  
Turnip

## NOVEMBER

Artichoke Roots  
Broad Beans  
Broccoli  
Brussels Sprouts  
Cabbage  
Carrot  
Cauliflower  
Cress  
Kale  
Kohl Rabi  
Leek  
Lettuce  
Mustard  
Onion  
Onion Sets  
Parsley  
Parsnip  
Peas  
Radish  
Rhubarb Roots  
Spinach  
Turnip

## DECEMBER

Artichoke Roots  
Broad Beans  
Broccoli  
Brussels Sprouts  
Cabbage  
Carrot  
Cauliflower  
Chives  
Cress  
Garlic Sets  
Horse Radish Sets  
Kale  
Leek  
Lettuce  
Mustard  
Onion Sets  
Parsley  
Peas  
Radish  
Rhubarb Roots  
Spinach



Please forward the following ORDER for amount enclosed (write your name and address distinctly)

Name of Station or Exp. Office\_\_\_\_\_

Date ....., 192....

---

Price

(OVER)

## EXTRA ORDER SHEETS AND RETURN ENVELOPES FURNISHED ON REQUEST

## NAME OF ARTICLE WANTED

Brought Forward

## POSTAGE

Garden Seeds priced by the packet, ounce, one-fourth pound and pound are postage paid. Peas, Beans, Onion Sets, Corn, Grass and Field Seeds and Sundry Articles are not postpaid. In ordering one pound lot, add ten cents per pound for postage and packing, and on larger quantities apply parcel post charges.

## DOMESTIC PARCEL POST RATES

On Seeds, Plants, Bulbs, Roots, Books, Tools, etc.  
within the U. S. and Possessions.

	First pound or fraction	Each additional pound or fraction
First Zone, San Francisco or 50 miles thereof.....	5c	1c
Second Zone, within 50 to 150 miles.....	5c	1c
Third Zone, within 150 to 300 miles.....	6c	2c
Fourth Zone, within 300 to 600 miles.....	7c	4c
Fifth Zone, within 600 to 1000 miles.....	8c	6c
Sixth Zone, within 1000 to 1400 miles.....	9c	8c
Seventh Zone, within 1400 to 1800 miles.....	11c	10c
Eighth Zone, all over 1800 miles.....	12c	12c

Please do not ask questions on this Order Sheet, but kindly write them and all communications requiring an answer on a separate sheet of paper and inclose with your order. Be sure that your Full Name and Address are on Both Letter and Order.

This space is for remarks about your order.

# CALIFORNIA SEED COMPANY

## VEGETABLE SEEDS

	Pkt.	Oz.	¼-lb.	Lb.
Artichoke, French green globe.....	\$ .10	\$ .35	\$ 1.00	\$ 3.50

### ASPARAGUS

One ounce will sow 50 feet of row, and produce about 800 plants. Sow the seed early in spring in drills 12 to 14 inches apart, and when well started thin out to 3 inches apart. When one or two years old, transplant into permanent beds, thoroughly trenched, 2 feet or more in depth. Set the plants in rows 2 feet apart, and not less than 18 inches apart in the row. Care should be taken that the roots are well spread, and set at a depth of 6 inches below the level of the bed. Cover only 2 or 3 inches, and fill in gradually as the plants grow. Very little, if any, should be cut the first year after transplanting, but a fair crop can be cut the second year. Every fall after the tops have been cut down apply a dressing of coarse manure, and in the spring fork it in. An occasional top-dressing of salt at the rate of one-half pound per square yard is also beneficial, and keeps down the weeds.



PALMETTO

	Pkt.	Oz.	¼-lb.	Lb.
Asparagus, Conovers colossal, white..	\$ .10	\$ .20	\$ .45	\$ 1.00
Asparagus, Palmetto, green.....	.10	.20	.45	1.00

### ASPARAGUS ROOTS

A saving of one or two years is effected by planting roots. A bed 12 by 40 feet, requiring about 100 roots, should give a sufficient supply for an ordinary family. If planted in rows 3 feet apart and 2 feet between the plants, 7,260 roots will plant an acre.

Asparagus Roots .....	50c doz.	\$ 3.00 per 100
-----------------------	----------	-----------------

### BEANS

There are two distinct classes of beans which produce edible pods—the wax or yellow-podded varieties, called also “Butter” Beans, and the green-podded kinds. Both are used in the same way as “Snap” beans. The wax-podded varieties look the most attractive, but some of the green-podded kinds are of better quality and not subject to rust as much as the wax kinds.

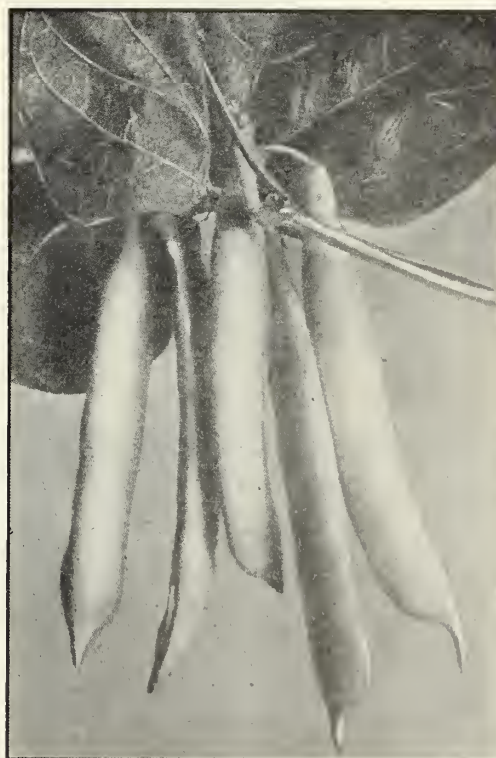
Another class is composed of beans used for shelling and cooking when green. Of this class Limas are by far the best quality. Still another class produces beans that are used when ripe and dry. These are called “Field” Beans, as they are usually grown only in large fields and not in gardens.

### DWARF GREEN BEANS

	Pkt.	Lb.
French Garden Haricot, long slender, green pod...	\$ .15	\$ .35
Early Mohawk, straight green flat pod.....	.15	.35
Early Refugee, very productive, round pod.....	.15	.35
Bountiful, early prolific, flat pod.....	.15	.35
Early Valentine, round thick solid pod.....	.15	.35
Canadian Wonder, prolific, long flat pods.....	.15	.35
Stringless Green Pod, extra early, round pods.....	.15	.35
Burpees Bush Lima, finest bush lima bean.....	.15	.35

### DWARF OR BUSH BEANS

One pound will sow 100 feet of drill; 40 pounds are required for an acre. They will thrive in any good soil. Plant the seeds 2 inches deep and 3 inches apart, in rows 2 feet apart. Keep well cultivated, as no crop better repays extra labor in this direction.



CRYSTAL WAX

### DWARF WAX BEANS

	Pkt.	Lb.
Golden Wax Improved, long waxy white, flat pods..	\$ .15	\$ .35
Davis Crystal Wax, large, brittle, very productive..	.15	.35
Black Wax, early, tender and prolific.....	.15	.35



**POLE OR RUNNING BEANS**

One pound will plant 50 hills; 30 pounds will plant an acre. The soil should be mellow, rich and warm. Lay the ground out in hills  $\frac{1}{2}$  feet apart each way, and set poles 8 or 10 feet long firmly in the hills before putting in the seed. Plant 5 or 6 beans in a hill, and cover about 2 inches deep; leave 3 healthy plants at each pole, and when a few inches high draw a little earth around them as support. They may also be grown without poles, leaving the vine to run. Use the cultivator freely to keep the soil mellow and clean.

**POLE OR RUNNING BEANS**

Kentucky Wonder, long bearing, tender and brittle .....	\$ .15	\$ .35
King of the Garden Lima, immense yielder, best quality .....	.15	.35
London Horticultural, or Italian, pods long flat, absolutely stringless and finest flavor; vines continue bearing for a long period.....	.15	.35
Dutch Case Knife, a good main crop variety.....	.15	.35
Blue Lake Creaseback, tender, prolific and crisp....	.15	.35
Burger's Stringless, one of the best, stringless.....	.15	.35
Indian Chief Wax, a bean of superior quality.....	.15	.35
Kentucky Wonder Wax, golden yellow podded, stringless bean, highly productive, tender, crisp and of very fine flavor.....	.15	.35
English Broad Windsor or Horse Bean.....	.10	.15
Scarlet Runner, ornamental and very prolific, producing bright scarlet flowers.....	.15	.40

## Mangel-Wurzel and Sugar BEETS

**Largely Grown for Feeding Stock**

Five or six pounds will sow one acre. The seed should be planted in rows 2 feet apart and thinned to 8 inches in the rows. To obtain the best results from this crop, use deep soil, well plowed; if the soil is thin, a liberal application of an honest chemical fertilizer is necessary. The value of beets for stock feeding cannot be overestimated. The results from their use are clearly shown in the improved health and condition of animals, the increased yield of milk in cows, and the great saving of hay. They can be raised at a trifling cost, and selected seed will yield immense crops per acre.



EGYPTIAN BLOOD

**MANGEL-WURZEL STOCK BEETS****Sow 6 Pounds of Seed for Acre**

	Pkt.	Oz.	Lb.
Giant Eckendorf Danish Red.....	\$ .10	\$ .20	\$ .75
Danish Sludstrup, long reddish yellow.....	.10	.20	.75
Mammoth Long Red, very large size.....	.10	.20	.75
Golden Tankard, giant yellow, oval shape....	.10	.20	.75
Giant Half Sugar, oval shape, rose color.....	.10	.20	.75



SWISS CHARD GIANT LUCULLUS

**SWISS CHARD OR SPINACH BEET**

No vegetable requires less care than this, and it is safe to say that none yields as constantly as this spinach, producing uninterruptedly from July until winter. Also called "Cut and Come Again Spinach."

Sow early in spring, in rows 16 inches apart, and thin out to 6 inches apart in the rows. It can be used all summer when spinach is not available. Later the leaves grow very large, with broad, flat, pure white stems and mid-ribs, which may be cooked like asparagus or made into very good pickles.

	Pkt.	Oz.	$\frac{1}{4}$ -lb.	Lb.
Swiss Chard or Spinach Beet.....	\$ .10	\$ .15	\$ .40	\$ 1.50

**NEW SWISS CHARD, GIANT LUCULLUS**

The largest of all Chards. Very distinct, the leaves being well crumpled. Blonde in color, with broad ribs.

	Pkt.	Oz.	$\frac{1}{4}$ -lb.	Lb.
New Swiss Chard, Giant Lucullus.....	\$ .10	\$ .20	\$ .50	\$ 1.75

**BEETS FOR TABLE USE**

The soil best suited for Beet culture is that which is rather light and well enriched. Sow in drills 1 foot apart and 1 inch deep, as early as the ground can be worked; when the plants are large enough thin out to stand 6 inches apart in rows; continue for a succession as late as the middle of July. Keep



well cultivated. One ounce will sow 50 feet of drill; 5 or 6 pounds for an acre.

	Pkt.	Lb.
Early Eclipse, very early, round, bright red.....	\$ .10	\$1.00
Crosby's Egyptian, round, dark red, early.....	.10	1.25
Detroit Blood, dark blood red, sweet.....	.10	1.25
Bassano, color light, round, good sort.....	.10	1.00
California Blood .....	.10	1.10



CALIFORNIA SUCCESSION

## CABBAGE

It is difficult to give definite cultural directions for cabbage, since it is possible to have good cabbage at all seasons of the year in some parts of the country, and seed can be planted almost any time of the year. There are three good seasons for sowing the seed, however—in September for early spring cabbage, in March for summer and fall cabbage, and in June or July for winter cabbage. The seed sprouts quickly, and it is likely to come up very thick in the seed bed. It should be thinned early, or the plants become spindly, and then do not head well. Transplanted to the field, they should be put twelve inches apart, in rows eighteen inches apart. To prevent the heads splitting open in the field before they are ready to be harvested, the plants should be loosened a little at root. Cabbages require considerable moisture, but too much water causes them to rot very readily.

	Pkt.	Oz.	¼-lb.	Lb.
All Seasons, a fine fall and winter sort .....	\$ .10	\$ .25	\$ .80	\$2.50
Surehead, round, flattened heads, good keeper .....	.10	.25	.80	2.50
Large Flat Dutch, large flat solid heads .....	.10	.25	.80	2.50
Early Jersey Wakefield, fine large blunt heads .....	.10	.25	.80	2.50
Early York, very early, excellent quality .....	.10	.25	.80	2.50
Early Winningstadt, very popular, heads large and pointed.....	.10	.25	.80	2.75
California Succession, good main crop variety .....	.10	.25	.80	2.75
Large Late Drumhead, very solid large and round.....	.10	.25	.80	2.75
Savoy Drumhead, leaves very curly, hard head .....	.10	.25	.90	3.00
Red Rock, a good winter variety, very firm .....	.10	.25	.90	3.00
Danish Ball Head.....	.10	.35	1.00	3.50

## BRUSSELS SPROUTS

One ounce will produce 3,000 plants. Sow as directed for Broccoli, and set the plants 2½ feet apart each way. They require a long season of growth, but with suitable soil and liberal manuring an excellent crop of this most delicious vegetable can be secured.

	Pkt.	Oz.	¼-lb.	Lb.
Improved Half Dwarf, best and purest strain .....	\$ .10	\$ .20	\$ .50	\$1.50



BRUSSELS SPROUTS

## CELERY

Sow the seed in open ground as soon as fit to work in April, or for very early use in hot bed or cold frame. Cover very lightly. Rolling or pressing in the seed has been found more satisfactory than covering. Cut the tops off once or twice before planting out, to make them stocky. When the plants are five or six inches high, transplant the dwarf varieties three feet, and the taller sorts four or five feet between the rows. Plant six inches apart in rows. Cultivate well, and when large enough, blanch by earthing up. One ounce to 5,000 plants. About ½-pound per acre.

	Pkt.	Oz.	¼-lb.	Lb.
Improved White Plume, very early, solid and crisp.....	\$ .10	\$ .25	\$ .75	\$2.25
Golden Self Blanching, our finest variety .....	.10	.60	2.00	7.50
Giant Pascal, fine keeper, large late sort .....	.10	.20	.60	2.00
Dwarf Golden Heart, solid and fine flavored, golden yellow heart.....	.10	.20	.60	2.00



GOLDEN HEART CELERY

## CELERIAC

### Or Turnip-Rooted Celery


Sow seed same as Celery, transplant into rows 2 feet apart and about 6 to 8 inches in the row. No earthing up is required for Celeriac, as it is the roots which are the edible portion of the vegetable. For winter use, pack in damp sand or earth in cellar, or cover with straw and earth inside.

	Pkt.	Oz.	¼-lb.	Lb.
Celeriac or Turnip-Rooted Celery, best of its kind.....	.10	\$ .25	\$ .75	\$2.50

## CORN SALAD OR FETTICUS

A salad plant used as a substitute for lettuce in salads, or may be cooked like spinach for greens. It does well in winter and spring. On rich soil the leaves grow quickly and are exceedingly tender. Sow during August and September in drills ¼-inch deep and 6 inches apart. Tread it lightly to insure germination.

	Pkt.	Oz.	¼-lb.	Lb.
Corn Salad, a most refreshing salad..	.10	\$ .20	\$ .45	\$1.25



ARLINGTON WHITE SPINE

## CUCUMBERS

One ounce will plant 100 hills; two pounds will plant 1 acre. Cucumbers succeed best in a rich, loamy soil. If wanted very early, sow in hotbeds, in berry boxes, or small flower-pots 6 weeks before they can be set out in open ground. When danger of frost is over, transplant in hills 4 feet apart each way. For general crop, plant in May, about

6 or 8 seeds in a hill. Leave 4 of the strongest plants to each hill, but do not thin out until plants are strong enough to resist the attack of insects. To protect the vines from bugs sprinkle with Slug-Shot, the best insecticide we know of.

	Pkt.	Oz.	¼-lb.	Lb.
Lemon Cucumber, tender and sweet flavor .....	.10	\$ .25		
Rollison's Telegraph, an English frame variety ..... 25 seeds 25c				
Cumberland Pickling, a splendid sort	.10	.20		
Arlington White Spine, most popu- lar cucumber .....	.10	.25	\$ .50	\$1.50
Improved Long Green, very vigor- ous and productive.....	.10	.20	.40	1.50
Everbearing, bounteous producer.....	.10	.20	.40	1.75
Early Frame, a good pickle variety..	.10	.20	.40	1.50
Japanese Climbing .....	.10	.25		
Chicago Pickle .....	.10	.20	.40	1.50



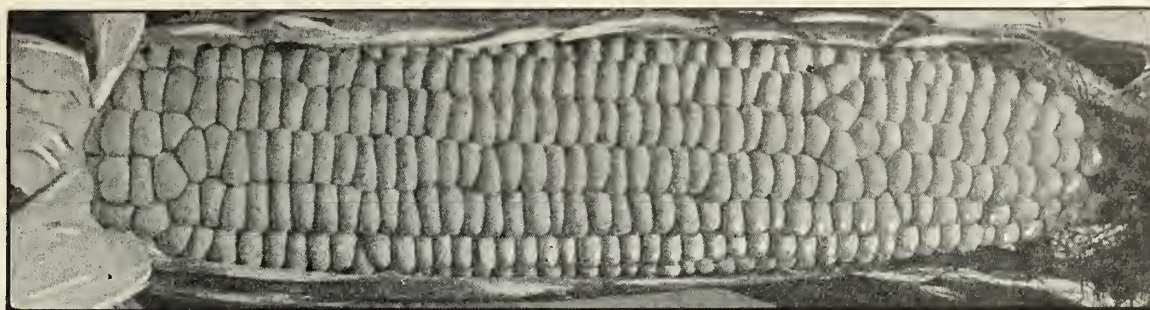
CARROTS—ST. VALERY

## CARROTS

Carrots, to grow in perfection, require a rich, deep, sandy loam, well pulverized and deeply cultivated. For an early crop sow in March and April in drills about 1 foot apart, thinning out to 4 inches in the row; sow for main crop in August and September. The large, late varieties for field culture should be sown in drills 3 to 3½ feet apart, so as to cultivate by horse. An important point in sowing Carrots, as in all other seeds, is to tread the row firmly after sowing. One ounce will sow over 100 feet of drill; 3 to 4 pounds for one acre.

	Pkt.	Oz.	¼-lb.	Lb.
French Forcing, tender and sweet....	.10	\$ .20	\$ .40	\$1.50
Danvers' Half Long, one of the best for table use .....	.10	.20	.35	1.25
Cxheart, a good market garden sort	.10	.20	.35	1.25
Early Scarlet Horn, very early, and sweet .....	.10	.20	.40	1.25
Chantenay, half long, stump root.....	.10	.20	.35	1.00
Long Orange Improved .....	.10	.20	.35	1.00
Large White Belgian .....	.10	.20	.35	1.00





ALAMEDA SUGAR

## CHERVIL

Can be planted any time in the early spring. The leaves should be kept cut, and if not allowed to run to seed, will keep green for a long time. Is more finely curled and handsome than Parsley, and makes an excellent plant for garnishing.

**Chervil**, double curled sweet parsley \$ .10 \$ .25 \$ .75 \$1.50

## CRESS OR PEPPER GRASS

Extensively used as a small salad; very useful and healthful. Can be used alone or mixed with other salads, for which it is highly esteemed; also useful for garnishing. Sow thickly in shallow drills about a foot apart; repeat at intervals.

	Pkt.	Oz.	¼-lb.
<b>Cress</b> , Curled Upland.....	\$ .10	\$ .15	\$ .35

## COLLARDS

A plant bearing a large mass of leaves on the top of a stout stalk. It is a species of cabbage, and the flavor is the same. It bears leaves all through the winter, and is used especially in the South for cabbage greens. Young plants may be started in boxes in early spring, and the young plants transplanted, allowing plenty of room for each plant.

	Pkt.	Oz.
<b>Collards</b> .....	\$ .10	\$ .25

## CHICORY

Used as substitute for coffee when the roots are dried and ground. The roots are also used for cooking, and are very palatable. Sow early in the spring, thin the young plants to six inches, and keep well hoed. The plant spreads from the root and is perennial.

	Pkt.	Oz.	¼-lb.	Lb.
<b>Chicory</b> , large rooted Magdeburg.....	\$ .10	\$ .30	\$ .75	\$2.00

## EGG PLANT

One ounce will produce 2,000 plants. A strong, uniform heat is required to germinate the seeds, and a thoroughly pulverized, well-enriched, warm soil is necessary to perfect the fruit. Transplant to 3 feet apart each way, and when about a foot high, support the plants by drawing the earth up around them.

	Pkt.	Oz.	¼-lb.	Lb.
<b>Egg Plant</b> , Black Beauty .....	\$ .10	\$ .35	\$1.50	\$4.00
<b>Egg Plant</b> , New York Improved.....	.10	.30	1.00	3.50
<b>Egg Plant</b> , Early Long Purple.....	.10	.25	.75	2.00

**HORSE RADISH SETS**—Ready in January, doz.....\$ .50

**MUSHROOM SPAWN**—American Pure Culture, brick..\$ .35

Ask for cultural directions.

## SWEET CORN

The Sweet or Sugar Corn varieties being liable to rot in cold or wet ground, should not be planted until May, or when the soil has become warm and dry. For a full supply for the table during the entire season plant every ten days or two weeks until the last week in July, in hills 2x3 feet apart for the early kinds. 3x3 feet for the large, late sorts. Some plant in rows 3½ feet apart and 8 inches apart in the rows. Give frequent and thorough cultivation all the season. If ordered by mail add 10 cents per lb. for postage.

	Pkt.	Lb.
<b>Golden Bantam</b> , early and sweet.....	\$ .15	\$ .35
<b>Golden Cream</b> , tender and delicious.....	.15	.35
<b>Country Gentleman</b> , late variety.....	.15	.35
<b>Alameda Sugar</b> , main crop .....	.15	.35
<b>Early Minnesota</b> , large early variety.....	.15	.35
<b>Stowell's Evergreen</b> , late, fine sort.....	.15	.35
<b>Black Mexican</b> , grains bluish purple.....	.15	.40



## CAULIFLOWER

Culture same as Cabbage. Soil must be rich and deep, and the plants liberally supplied with water in dry weather. As the flower heads appear, the large leaves should be broken down over them to defend them from the sun and rain. One ounce will produce 3,000 plants.

	Pkt.	Oz.
<b>California</b> , finest flavor, surest header.....	\$ .25	\$2.00
<b>Extra Early Dwarf Erfurt</b> , good market variety....	.25	2.00
<b>Early Snowball</b> , best early.....	.15	1.75
<b>Autumn Giant</b> , very large, late.....	.10	1.50



**WATERCRESS**

This is sown by the side of running water. It is altogether an aquatic plant and forms an early and wholesome spring salad.

	Pkt.	Oz.
Cress, Sweet Water.....	\$ .10	\$ .60

**SEEDS OF POT, SWEET AND MEDICINAL HERBS**

	Pkt.		Pkt.
Sweet Basil .....	\$ .10	Dill .....	\$ .10
Borage .....	.10	Lavender .....	.10
Caraway .....	.10	Majoram Sweet .....	.10
Catnip .....	.10	Rosemary .....	.10
Coriander .....	.10	Sage .....	.10
Fennel .....	.10	Savory .....	.10
Horehound .....	.10	Thyme, French .....	.10

**ENDIVE**

One ounce will sow 150 feet of drill. Sow in any ordinary dry soil in drills 1 foot apart, covering lightly. When the plants are about 2 inches high, thin to about 12 inches in the row. When the plants have attained full size, gather up the leaves, tying together at the tips. This excludes the air from the inner leaves, which in the course of three or four weeks will become beautifully blanched.

	Pkt.	Oz.	¼-lb.
Endive .....	\$ .10	\$ .25	\$ .50

**KOHL RABI****Turnip-Rooted Cabbage**

One ounce will produce 2,500 plants. Sow in rows 18 inches apart, afterwards thinning to 8 or 10 inches. When young, Kohl Rabi is a delicate and palatable vegetable, and is very popular in Germany and other countries of Europe, where it is more generally used than in America.

	Pkt.	Oz.	¼-lb.	Lb.
Kohl Rabi, Early White Vienna.....	\$ .10	\$ .35	\$ 1.00	\$ 3.00
Kohl Rabi, Early Purple Vienna.....	.10	.30	1.00	3.00



KOHL RABI

**KALE OR BORECOLE**

This plant is useful for furnishing a large supply of greens for boiling during the early fall, winter, and spring months. Seed should be sown thinly in drills, transplanting to rows three feet apart when of sufficient size.

	Pkt.	Oz.	¼-lb.	Lb.
Kale, dwarf, green curled.....	\$ .10	\$ .20	\$ .50	\$ 1.50
Kale, tall green Scotch.....	.10	.20	.55	1.50
Kale, Jersey, fine for chickens.....	.10	.20	.35	1.00
Giant Marrow .....	.10	.25	.75	3.00

**DANDELION**

One ounce will sow 200 feet of drill. The seed should be sown in drills, 18 inches apart and ½-inch deep. The leaves are best for salad when blanched, by partially shading the rows with boards.

	Pkt.	Oz.
Dandelion .....	\$ .10	\$ .35

**LEEK**

Sow early in April, in drills 1 foot apart and 1 inch deep. When the plants are 6 to 8 inches high, transplant in a deep, rich soil, in rows, 12 inches apart and 6 inches in the rows, as deep as possible, so that the neck may be covered and blanched; draw the earth to them as they grow. The seed may also be sown in August or September; plants transplanted in the spring.

	Pkt.	Oz.	¼-lb.	Lb.
Leek, American Flag .....	\$ .10	\$ .25	\$ .75	\$ 2.50
Leek, Large Rouen .....	.10	.25	.75	2.60



TALL SCOTCH KALE

## LETTUCE

We Carry All the Leading and Best Varieties



MAY KING

Lettuce seed should be covered very shallow to secure germination, especially the black seeded, if sown under glass or in the house. For early spring use, sow in September and protect through the winter in cold frames, the same as cabbages, or sow in hot beds in March and transplant to open ground as soon as it can be worked. For late supplies sow in open ground as soon as the season will permit, in rows one foot apart; thin out plants one foot apart in rows. If sown every two or three weeks to the middle of August, it may be had in perfection the entire season. One ounce will sow 125 feet of drill and produce 3,000 plants.

	Pkt.	Oz.	¼-lb.	Lb.
Los Angeles, crisp and tender.....	.10	\$.35	\$1.00	\$4.00
California Cream Butter.....	.10	.20	.65	2.00
Iceberg, crisp and brittle.....	.10	.25	.75	2.00
Romaine or Cos .....	.10	.20	.65	2.00
Big Boston, solid head.....	.10	.20	.65	2.00
Prize Head .....	.10	.20	.65	2.00
Deacon, large head .....	.10	.25	.75	2.50
Passion, old favorite .....	.10	.20	.65	2.00
May King, very early.....	.10	.25	.75	2.50
Hanson Improved .....	.10	.20	.65	2.00

## MUSHROOMS

### How to Grow Them

Send for our printed leaflet giving full cultural directions. FREE. Pure Culture Spawn, 35c per brick.

## MUSKMELON

### Leading Sorts

One ounce will plant 80 hills; 2 pounds will plant an acre. A light, warm, rich soil is essential for this crop. Plant in hills 6 feet apart each way, using 6 to 8 seeds in the hill. After all danger of destruction by bugs is over, thin out to 3 plants to a hill; when about 1 foot long, pinch off the tips to make them branch. This strengthens the growth of the vines and makes the fruit mature early. To protect the vines from bugs, sprinkle with Slug-Shot, the best insecticide we know of.

	Pkt.	Oz.	¼-lb.	Lb.
Long Island Beauty .....	.10	\$.25	\$.75	\$2.00
Paul Rose .....	.10	.25	.75	2.00
Montreal Market Nutmeg .....	.10	.25	.75	2.00
Extra Early Hackensack .....	.10	.25	.75	2.00
Burrel's Gem .....	.10	.25	.75	1.75
Rocky Ford (Selected) .....	.10	.25	.75	2.00
Casaba, Golden Beauty .....	.10	.35	.80	
Persian Melon .....	.10	.40	1.00	
Pollock 25 (New) .....	.10	.30	.80	2.50

## WATERMELONS

One ounce will plant 30 hills; 4 pounds will plant an acre. The culture of watermelons differs from that of muskmelons mainly in that the hills should be wider apart, from 8 to 10 feet, according to the variety grown. An effort should be made to secure good, strong vines early in the season, and this can best be done by taking care that the hills are large, mellow, and well drained, with the manure placed so that they will not dry out quickly under hot suns. Plant the seeds thickly, and thin the plants to 4 of the strongest in each hill. All possible protection from insects should be given the young plants, and their growth may be still further hastened by frequent applications of liquid manure. As a pro-



MUSKMELON



tection from insects, netting is frequently used, and also Slug-Shot dusted over the leaves when wet.



TOM WATSON

	Pkt.	Oz.	¼-lb.	Lb.
Halbert Honey .....	.10	\$ .15	\$ .50	\$1.50
Angeleno .....	.10	.15	.55	1.50
Tom Watson .....	.10	.15	.50	1.50
Chilian .....	.10	.15	.50	1.50
Kleckley Sweet .....	.10	.15	.40	1.25
Georgia Rattlesnake .....	.10	.15	.40	1.25
Black Boulder .....	.10	.15	.45	1.25
Dixie .....	.10	.15	.45	1.25
Florida Favorite .....	.10	.15	.45	1.25
Cuban Queen .....	.10	.15	.45	1.25

## OKRA

This vegetable is extensively grown for its green pods, which are used in soups, stews, etc., to which they impart a rich flavor, and are considered nutritious. Sow the seed thickly in rich ground about the middle of May, or when the ground has become warm, in drills 3 feet apart, 1 inch deep; thin to 10 inches apart in drills.

	Pkt.	Oz.	¼-lb.
Improved Dwarf Green .....	.10	\$ .20	\$ .60
White Velvet .....	.10	.20	.60

## ONIONS



PRIZE TAKER

The best onions are grown on low, sandy, or mucky lands, with natural moisture, and plenty of it. Higher lands can be used if irrigated, providing the land is rich and very well worked before planting the seed. Onions do not follow a hay or grain crop to good advantage, since the soil lacks nitrogen and humus. A piece of land contemplated for onions should be planted to beans, peas, or some other vegetable crop one or two years.

On high lands the seed should be sown in December or early in January, while on low lands any time from February

1st to March 10th will do, depending on the condition of the weather. Sow in rows from twelve to sixteen inches apart, using four to five pounds of seed. In irrigating onions, it is important that the land never be allowed to get dry, for a check in the growth will either force the plant to run to seed or will make stiff necks. In the house garden, plant early in drills, using one ounce to 250 feet of row.

	Pkt.	Oz.	¼-lb.	Lb.
Fancy Yellow Globe Danvers, Stand-ard winter sort .....	.10	\$ .35	\$ .75	\$2.50
Australian Brown, long keeper.....	.10	.35	.75	2.00
White Bermuda .....	.10	.50	1.25	
White Queen, fine for pickling.....	.10	.35	.75	2.50
Prizetaker, large handsome yellow onion .....	.10	.35	.75	2.25
California Red, very mild and early ..	.10	.35	.75	2.25
White Portugal or Silverskin.....	.10	.35	.75	3.00
Red Wethersfield, largest and heav-iest yielder .....	.10	.35	.75	2.50

## ONION SETS

For sets, sow the seeds as early as possible in the spring, very thickly in drills. As soon as the tops die off in summer remove them to a dry, airy place, and early in the following spring replant by placing the sets in shallow drills, 12 inches apart, and about 4 inches apart in the drills; the onions, by this process, are obtained of a large size early in the season. Pound .....

## PARSNIPS

One ounce will sow 200 feet of drill; 5 pounds will plant an acre. This crop requires a very rich soil. Sow in drills 18 inches apart and ½-inch deep, and thin to 8 inches in a row. Besides being desirable as a table vegetable, they are valuable for feeding stock.

	Pkt.	Oz.	¼-lb.	Lb.
Hollow Crown, best and most popu-lar sort .....	.10	\$ .15	\$ .30	\$1.00

## PARSLEY



PARSLEY

Used for garnishing and seasoning soups, meats, etc. Succeeds best in a mellow, rich soil. Sow thickly early in April in rows 1 foot apart and ½-inch deep; thin out the plants to stand 6 inches apart in the rows. The seed is slow of germination, taking from three to four weeks to make its appearance, and often failing to come up in dry weather. To assist its coming up quicker, soak the seed a few hours in warm water, or sprout in damp earth, and sow when it swells or bursts. For winter use protect in a frame or light cellar.

	Pkt.	Oz.	¼-lb.
California Moss Curled.....	.10	\$ .20	\$ .60
Plain or Single Parsley.....	.10	.20	.60

## PEAS

A light, dry soil, not over rich, suits the Pea. If they grow too vigorously and show no signs of bloom, run a spade along about 8 inches from the row straight down, and thereby root prune them. Do this each side the row, and they will



bloom in a few days. Plant as early as the ground can be worked, and again every two weeks for succession throughout the season. Plant single or double rows from 4 to 6 feet apart, according to the different heights, about an inch apart in the row, and 3 inches deep; hoe often. In dry weather, Peas should be soaked in soft water 5 or 6 hours before planting, and if the ground is very dry they should be watered in rows.

**EARLY DWARF VARIETIES**

	Pkt.	Lb.
Little Marvel .....	\$ .15	\$ .35
Carter's Daisy .....	.15	.35
Little Gem .....	.15	.35
American Wonder .....	.15	.35

**SECOND EARLY MEDIUM DWARF**

Laxtonian .....	\$ .15	\$ .40
Alameda Sugar .....	.15	.35
Stratagem .....	.15	.35
Sharps Standard .....	.15	.40

**TALL EARLY VARIETIES**

Alaska or Earliest of All .....	\$ .15	\$ .35
Thomas Laxton .....	.15	.35

**TALL LATE VARIETIES**

Telephone .....	\$ .15	\$ .35
Champion of England .....	.15	.35
Tall Edible Pod .....	.20	.50

**PEPPERS****PEPPERS**

Peppers are indispensable as a seasoning for soups and meats. The large varieties are mainly used for this purpose and pickling. The mild, sweet varieties, like Golden Dawn and Ruby King, are used for Mangoes, while the small-fruited sorts are the best for sauces. Sow in hotbeds in February or March, or in a warm, sheltered border in May and, when the season is favorable, transplant in rows 2 feet apart and 18 inches in row, in good, rich ground.

	Pkt.	Oz.	¼-lb.	Lb.
Pimiento, mild, thick flesh .....	\$ .10	\$ .50	\$ 2.00	\$ 6.00
Anaheim Chili, grows 6 to 8 inches long .....	.10	.50	1.75	6.00
Large Bell .....	.10	.40	1.65	3.00
Chinese Giant .....	.10	.40	2.00	
Cayenne, long red .....	.10	.40	1.65	3.00
Ruby King .....	.10	.40	1.60	3.00
Sweet Mountain .....	.10	.40	1.60	3.00
Red Chili .....	.10	.40	1.65	3.00

**PUMPKIN**

One ounce will plant 40 hills; 5 pounds will plant an acre. Plant in hills 8 feet apart each way, allowing 3 strong plants to a hill. In other respects they are cultivated as melons and cucumbers; keep separate from melons and cucumbers, as they are liable to mix.

	Pkt.	Oz.	¼-lb.	Lb.
Large Field or Big Tom .....	\$ .10	\$ .15	\$ .25	\$ .75
Golden Cushaw .....	.10	.15	.35	1.00
Large Cheese .....	.10	.15	.35	1.00
Mammoth King .....	.10	.15	.35	1.00
Common Field .....	.10	.15	.25	.75
Golden Oblong .....	.10	.15	.30	.80

**POTATOES  
(Oregon Grown)**

The soil best suited to the Potato is a rich, sandy loam, but it seems to thrive in almost any soil or climate. The Potato, being a gross feeder, requires a liberal application of manure; if stable manure is to be used, it should be well rotted, and not allowed to come in contact with the tubers. On no other crop are the results from the use of the phosphates so manifest as on the Potato; almost invariably the tubers are smoother, brighter and freer from rust and the destructive influences of wire worms. The best fertilizers are super-phosphate of lime and bone dust. Potato scab can be entirely prevented by using flour of sulphur in the rows with the phosphate. Use at the rate of 100 to 150 pounds to the acre. Plant as early in the spring as the ground can be thoroughly worked, in rows 3 feet apart and 1 foot in the rows; covering in light, warm soil about 4 inches, and in cold, wet ground

**SEED POTATOES**

3 inches deep; draw the earth to the plants as they advance in growth.

**Certified Seed Stock**

We offer the following varieties; write for prices on larger quantities:

Garnet Chili  
Netted Gem  
Burbank  
White Rose  
Uncle Sam  
Early Rose

British Queen  
Peerless  
American Wonder  
Gold Coin  
Netted Burbank  
Idaho Netted Gem

**RHUBARB**

Sow in drills an inch deep; thin out to six inches apart. In fall, trench a piece of ground and manure it well and then transplant the young plants into it three feet apart each way. Cover with leaves or litter the first winter, and a dressing of manure should be given every fall.

	Pkt.	Oz.	¼-lb.
Victoria, standard sort .....	\$ .10	\$ .15	¼ .35
Rhubarb Roots .....	20c each; \$2.00 doz.		

## SQUASH



HUBBARD

Squashes should be planted in a warm, light, rich soil, after the weather has become settled and warm, about the middle of May or June. Plant in well-manured hills, in the same manner as Cucumbers or Melons—the bush varieties 3 or 4 feet apart each way, and the running kinds from 6 to 8 feet. Eight to ten seeds should be sown in each hill, thinning out after they have attained their rough leaves and danger from bugs is over, leaving three or four of the strongest plants per hill. An occasional feeding of liquid manure will repay in size of fruits.

	Pkt.	Oz.	¼-lb.	Lb.
Italian or Coccozelle .....	\$ .10	\$ .20	\$ .50	\$ 1.20
White Bush Scallop .....	.10	.15	.40	1.20
Vegetable Marrow .....	.10	.15	.40	1.20
Fordhook .....	.10	.15	.40	1.20
Boston Marrow .....	.10	.15	.35	1.20
Summer Crookneck .....	.10	.15	.30	1.25
Hubbard Improved .....	.10	.20	.40	1.20
Delicata .....	.10	.20	.40	1.25
Perfect Gem .....	.10	.20	.40	1.25

## SALSIFY

Generally known as the Oyster Plant. We esteem this to be a much better root for table use than the Parsnip or Carrot. Some persons have been skeptical as to its possessing an oyster flavor, as it seldom attains true taste until, like the parsnip, it has been well frosted. But if dug up during thaws in the winter and early in the spring and boiled like carrots or parsnips, or half boiled and grated fine, made into balls, dipped into a batter and fried like oysters, it is a very good substitute for the shell-fish itself. Boiled Salsify, Escaloped Salsify, Fried Salsify, and Salsify Soup are delightful dishes.

	Pkt.	Oz.	¼-lb.	Lb.
Mammoth Sandwich Island.....	\$ .10	\$ .20	\$ .45	\$ 1.50

## RADISH

Radishes thrive best in a light, rich, mellow soil, and to bring out their mild qualities they must make a quick and tender growth. Sow for very early use in hot beds during winter and early spring, or later on in sheltered borders, in well-manured, deeply dug, and finely raked soil; if not well stimulated into a rapid growth, they become fibrous and tough; sow in drills 10 inches apart, and thin to 2 inches in the rows. Sow at intervals of two or three weeks until September for succession. Sow winter varieties in July and August; like turnip, they make the best growth in autumn, and must be taken out before severe frost, and stored away in a cool cellar in sand, or a pit, where they will keep tender

and crisp all winter; before using, put in cold water, which adds to their freshness.

	Pkt.	Oz.	¼-lb.	Lb.
Early Scarlet Turnip, round, red.....	\$ .10	\$ .15	\$ .30	\$ 1.00
Half Long Scarlet, very solid.....	.10	.15	.30	1.00
Icicle, long white sort.....	.10	.15	.30	1.00
White Vienna, long and tender.....	.10	.15	.30	1.00
Long Scarlet, very early.....	.10	.15	.30	1.00
Rosy Gem, red, white tip.....	.10	.15	.30	1.00
French Breakfast, half long.....	.10	.15	.30	1.00
California Mammoth White.....	.10	.15	.30	1.00
Round Black Spanish.....	.10	.15	.30	1.00
Long Black Spanish.....	.10	.15	.30	1.00
Crimson Giant.....	.10	.15	.30	1.00



RADISH—HALF LONG SCARLET

## SPINACH

One ounce will sow 100 feet of drill; 10 pounds for an acre. Select very rich, well-drained soil, sow in drills one foot apart and one inch deep; or may be sown broadcast at rate of 30 pounds per acre. For spring and summer use make the first sowing early in spring and continue at intervals for two or three weeks, until the middle of June; sow in August and September for early spring use, and protect with a covering of straw during severe winter.

	Pkt.	Oz.	¼-lb.	Lb.
Bloomsdale Savoy .....	\$ .10	\$ .15	\$ .25	\$ .75
Long Standing Summer.....	.10	.15	.25	.75
Prickly Seeded or Winter.....	.10	.15	.25	.75



TOMATOES




TOMATOES

For early plants sow in hot beds in February, in drills 5 inches apart and ½-inch deep; when the plants are about 2 inches high, transplant into another hot bed 4 inches apart each way; plant out in the open ground early in May, or as soon as danger from frost is over, 4 feet apart each way in hills, which should have a shovelful of well-rotted manure mixed with the soil. Water freely at time of transplanting; when the first fruit is set, pinch off the ends of the branches to obtain early fruit. Sufficient plants for a small garden can be grown in a shallow box or large flower pot, by placing it in a sunny window in a warm room or kitchen. For late use sow in a sheltered border in May, and set out the plants in July; the green fruit can be picked off before frost and ripened under glass. By training the vines on trellises or tying to stake, the fruit will ripen better and be of finer quality.

	Pkt.	Oz.	¼-lb.	Lb.
Chalk's Early Jewel.....	\$ .10	\$ .35	\$1.00	\$3.00
Earliana .....	.10	.35	1.00	3.00
Matchless .....	.10	.35	1.00	3.00
Stone .....	.10	.35	1.00	3.00
Winter Cherry or Husk.....	.10	.35		
Ponderosa .....	.10	.35	1.00	3.00
Golden Queen .....	.10	.35	1.00	3.00
Yellow Pear .....	.10	.35	1.00	3.00
Dwarf Champion .....	.10	.35	1.00	3.00
San Jose Canner .....	.10	.50	1.50	5.00

TURNIPS

For early use, sow as soon as ground opens in spring, in drills from 12 to 15 inches apart; thin out to 6 or 9 inches in the rows. For succession, continue to sow every two weeks until June; for fall and winter crop, sow in July and August. The Ruta Bagas are grown for feeding stock, and are also excellent for the table. Take up the roots in November, or before severe frosts; cut off tops within an inch of the crown,



PURPLE TOP WHITE GLOBE

store in cool cellar or pit, or pile up in a conical form, out of doors, in dry ground; cover carefully with long straw, and finish by earthing up, covering them with about 12 or 15 inches of earth, leading a trench around the heap to carry off the water. Put away in this manner, they will be found in good condition in spring.

	Pkt.	Oz.	¼-lb.	Lb.
Purple Top, White Globe.....	\$ .10	\$ .15	\$ .30	\$1.00
Purple Top, Strap Leaf.....	.10	.15	.30	1.00
Early Purple Top Milan.....	.10	.15	.30	1.00
Early White Dutch .....	.10	.15	.30	1.00
Golden Ball .....	.10	.15	.30	1.00
Early Snowball .....	.10	.15	.30	1.00
Long Island Improved Ruta Baga....	.10	.15	.30	1.00

SEEDS SUITABLE FOR COVER OR GREEN MANURE CROPS

**COW PEAS (Black Eye)**—Specially adapted to warm countries; extensively grown in our Southern States; also valuable in this latitude as a fodder plant; their chief value, however, is as a green crop to plow under. The seed should not be sown till the ground has become well warmed. Sow in drills 60 lbs. to the acre, 100 lbs. broadcast. Lb. 20 cts., 100 lbs. \$12.00.

**BOKHARA, OR SWEET CLOVER (Melilotus Alba)**—Grows three to five feet high, covered with small white flowers of great fragrance. Very valuable for bee pasture. Also for cattle pasture. Bokhara roots deeply and is a very hardy grower. It grows abundantly in Nevada. It is a biennial which reseeds itself. Sow 10 lbs. to the acre. Lb. 40 cts.

**VELVET BEAN**—Grows taller and larger than any other soil plant, being sometimes 30 feet in length. Sow same as Cow Peas, in rows five feet apart and in hills four feet apart in the row. Lb. 20 cts., 10 lbs. \$1.50.



**SOYA BEAN**—Thrives well in hot and dry weather. Plant at the rate of 60 pounds to the acre, in drills  $2\frac{1}{2}$  to 3 feet apart, and cultivate same as field corn. It does not make good hay, but is good as ensilage or green fodder. Lb. 15 cts., 100 lbs. \$7.00.



SOYA BEANS

**VETCHES, SPRING TARES (*Vicia sativa*)**—Sown broadcast at rate of 60 to 100 pounds to the acre, like wheat or barley, and sometimes mixed with oats for soiling. This is a very popular forage plant and is rapidly becoming more popular each season as the farmers of this country are learning more of its great value. It is valuable as a cover crop to prevent leaching and for forage and fertilizing purposes. When sown in August or September it covers the ground before frost and can be turned under in early spring as a fertilizer. Sown in March or April, it can be cut in June. Lb. 20 cts.

**HAIRY VETCH**—Sold out.

**MELILOTUS INDICA (Bitter Clover)**—An annual quick growing cover crop. Not good for forage or hay. Starts early to grow and is of good size when ready to plow under. Sow 20 to 25 lbs. per acre. Lb. 25 cts., 100 lbs. \$9.00.

**BURR CLOVER**—(Crop failed).

**CANADA FIELD PEAS**—A strong, vigorous pea often planted for green manure to plow under in the spring. Makes an excellent winter growth when sown in fall; very useful for fodder. Sow 75 lbs. per acre broadcast. Lb. 20 cts., larger quantities on application.

## SEED GRAINS

We carry the following seed grains which we quote slightly higher than the market due to the fact that we send out nothing but re-cleaned stock. Due to market changes we are unable to print prices but will gladly quote price and submit samples upon request.

### BARLEY

**COMMON**—We have endeavored to get hold of seed stock that is clean and plump.

### RYE

**WINTER**—Grown for hay by dairymen, but principally for grain; is also planted with Vetch, and in combination makes an excellent fodder.

## WHEAT

**BLUE STEM**—The most popular variety; used principally for hay on account of being beardless; also used in mixture with Black Oats.

**SONORA WHEAT**—This is the variety used in lower San Joaquin Valley and is very suitable for warm, dry climates.

**TURKEY RED**—Used for blending in the manufacture of flour, on account of its hardness and high gluten content; it has also become very popular for poultry feeding.

## OATS

**BLACK**—Used principally along the Coast, where fogs prevail, where other sorts of oats would rust.

**RED (Coast Red Oats)**—Are used principally in the interior to insure a change of seed; they are easily distinguished by their dark color from those grown away from the Coast.

**RED (Inland Oats)**—Are also used extensively and produce the same quality of hay as the Coast Oats. There is probably more Red Oat hay grown than of any other variety, and it is deservedly popular.



FETERITA

**SURPRISE OATS**—This variety is used principally in the mountains in the interior part of the State, where it is very popular. When grown at lower levels it makes very coarse straw and for this reason is not desirable.

**TEOSINTE (Reana Luxurians)**—This plant grows quickly and produces a large quantity of forage in warm locations. It makes splendid dry fodder, yielding enormously, and being more nutritious and better relished by all stock than corn fodder. The seed should not be sown until all danger of frost is past. If cut for green forage, which can be

done at any stage during growth, two or more joints should be left at the base of the stalks. These will sprout out quickly into fresh growth, making an even larger crop than at first cutting. Sow in drills 4 feet apart, using 4 pounds of seed to an acre. Oz. 10 cts., lb. 60 cts.

**EGYPTIAN OR JERUSALEM CORN**—The best and surest grain crop for dry countries and seasons. Three feet high. Make one large head on main shoot and several small heads on side shoots. Sow 3 to 5 pounds per acre. Seed makes excellent chicken feed. Lb. 15 cts.; 100 lbs. \$6.00.

**FETERITA**—Birds do not eat this grain Sorghum to the same extent that they do others, and this is a great advantage in some localities. Feterita yields heavily in grain. Plant in May. Lb. 15 cts. Write for prices.

**SUGAR CANE, EARLY AMBER**—Amber Cane for a green fodder crop. We think it the best green food that can be grown for feeding cows, horses and young stock during the dry spells which we have every August and September. Even fodder corn does not produce so rich and rank a growth of good feed for so little money as Sugar Cane. Sow 60 pounds to the acre. Lb. 15 cts., 100 lbs. \$6.00.

**KAFFIR CORN, White**—Grows from 6 to 10 feet high and thrives in hot, dry climates. Makes good fodder for cattle and the seed is used for stock and chicken feed. Sown in rows three feet apart, using three to five pounds per acre. Lb. 20 cts. Write for prices.

**SHALLU OR EGYPTIAN WHEAT**—A tall-growing sorghum which has many stalks from one root. Sow in rows for grain, using 3 to 5 pounds per acre, or broadcast, using 30 pounds for fodder. Lb. 20 cts. Write for prices.

**DWARF WHITE MILO**—Succeeds under a wider range of conditions than others of its class. Yields very heavily in grain and also heavily in fodder or silage. Our seed is specially grown and selected for heavy yield. Lb. 15 cts. Write for prices.

**HONEY SORGHUM (Saccharine)**—For Forage and Silage—Anywhere that Indian Corn can grow this crop can be successfully raised and will stand more drought and heat. Honey Sorghum is the new heavy yielding forage crop, and the sure one to fill the silo. It grows from 8 to 12 feet high and produces rather slender leafy stalks. In tonnage this new Honey Sorghum gave 27 tons per acre without irrigation. Write for prices. Pound 20 cts.

## LAWN GRASSES

### GRASS SEEDS OF STERLING QUALITY FOR LAWNS, PLAY GROUNDS, GOLF LINKS, TENNIS COURTS, ETC.

Absolutely the best seeds that money can buy and that experience can suggest.

A smooth, velvety lawn adds not only to the value, but enhances the enjoyment of every home. When properly made, a lawn is the best investment a home owner can make. In

making a lawn the ground should be thoroughly drained and well pulverized. The soil ought not to be too rich, as a rapid growth is not wanted in the grasses of a lawn. After the ground is well prepared the seed should be sown and the ground rolled or stamped in order to press the seed firmly into the soil. Seed may be sown in the early fall or spring.



"GOLDEN GATE PARK" LAWN MIXTURE

**"GOLDEN GATE PARK" LAWN MIXTURE** contains the more hardy grasses which are used to make the sod for the park playgrounds where the grass has to endure much

tramping over. The mixture also contains a very little white clover. Per lb. 45 cts., per 10 lbs. \$4.00, per 100 lbs. \$35.00.



**KENTUCKY BLUE GRASS (Velvet Green Brand)**—An especially extra fine quality of Blue Grass seed that has been thoroughly milled so as to remove all chaff and light seeds. This in our estimation is the finest quality of Blue Grass produced. Lb. 50 cts., 10 lbs. \$4.50, 100 lbs. \$40.00.

**PACIFIC RYE GRASS (California)**—A selected strain of Perennial Rye Grass, producing a fine dwarf-growing plant of fine velvety texture, especially fine for sandy soils. Lb. 30 cts., per 100 lbs. \$25.00.

**AUSTRALIAN RYE GRASS (Reselected Fancy)**—A selected, short-seeded, extra heavy, dwarf-growing strain. Will produce a green turf in about three weeks. Sow one pound to a space of 10x15 feet; 100 pounds to the acre. Lb. 25 cts., 10 lbs. \$2.25, \$18.00 per 100 lbs.

## CLOVER SEEDS

Owing to frequent market fluctuations write for Quantity Prices. If ordering by mail add postage at zone rate.

**ALSIKE (*Trifolium hybridum*)**—Very hardy, resisting cold and drought and is also well adapted for sowing on cold wet land. It yields a large amount of hay or pasture and makes a good bee plant; 50 cts. per lb.

**ALFALFA, or LUCERNE CLOVER (*Medicago sativa*)**—This increases in demand each year, as it is found to be very valuable for forage. It requires deep, rich, well turned soil, as it roots very deeply, the tap root often to a depth of 10 to 15 feet in loose soil; consequently it is able to resist great droughts. The seed should be sown at about the same time as oats, in thoroughly prepared, deep ploughed soil. Twenty to twenty-five pounds per acre. It is a perennial and if the soil is suitable several crops may be cut every year. Lb. 40 cts.

**HAIRY PERUVIAN ALFALFA**—This is a new species of alfalfa especially recommended by the U. S. Government. It is a taller growing variety of hardier growth, and is supposed to yield one more crop per season. It is worthy a trial, but as there is little seed of it to be had we advise trials only for the first season. We offer it at 50 cents per lb.

**TURKESTAN ALFALFA**—Imported from Turkestan. It is said to be hardier and more productive than the ordinary variety, and also withstands droughts much better. Present price, per lb. 50 cts.



WHITE CLOVER

**WHITE CLOVER (Pacific Quality)**—The finest and purest strain for lawns. It makes an excellent turf that stands constant tramping. It is of dwarf habit, the stems creeping and rooting at the joints; it spreads rapidly and is very hardy. Sow one pound in a space 10x35 feet. Lb. \$1.00.



MELILOTUS ALBA (SWEET CLOVER)





ALFALFA

**CRIMSON CLOVER** (*Trifolium Incarnatum*)—It makes a very valuable crop for pasture or green manure. For hay it should be cut when in full bloom. Flowers are bright scarlet. Largely grown in all Southern States. Sow twenty pounds per acre. Lb. 50 cts.

**BURR CLOVER** (*Medicago Denticulata*)—The native forage plant of California. Of the easiest culture, growing all winter and well into summer. We offer only "Hulled seed," which is much easier to sow than in the burr. Sow from August to October using 15 to 20 pounds of hulled seed per acre. Sold out.

**RED CLOVER** (*Trifolium pratense*)—Medium. One of the most valuable farm crops in the West, for soiling, hay, or turning under as green manure. Requires deep, rich soil and yields two crops in a season. Sow 15 lbs. to the acre. Lb. 75 cts.

**MELILOTUS INDICA** (Bitter Clover)—A strong growing hardy clover especially recommended for cover crop purposes. Lb. 25 cts., 100 lbs. \$9.00.

**MELILOTUS ALBA** (Sweet Clover)—A hardy clover suitable for poor soils. Sow 10 lbs. per acre. Lb. 40 cts. 100 lbs. \$26.00.

## FARM SEEDS

**DWARF ESSEX RAPE**—Rape has been usually grown, until recent years, to furnish pasture for sheep and lambs, but it is now being found equally good in providing pasture for all kinds of stock. It is an annual, bearing a close resemblance in leaf and stalk to the Ruta Baga, but



ESSEX RAPE

both leaves and stocks are more numerous in the Rape plant, and of a taller habit of growth. It is a pasture plant which may be eaten off by any kind of live stock, but it is pre-eminently fitted to furnish pasture for sheep, cattle

and swine. Sow 5 pounds per acre; if sown in drills, 1½ to 2 pounds will suffice. Lb. 20 cts.; 100 lbs. \$15.00.

**COW PEAS, WHIPPOORWILL or SPECKLED**—Largely sown to make a rich, succulent growth to plow under to enrich the soil. This makes a good, long vine. Mixed with Soy Beans they make an excellent crop. Will grow in an acid soil. Sow 60 lbs. per acre. Lb. 20 cts. Write for other prices.

**MILLET, LIBERTY** (*Panicum Germanicum*; Var)—Will grow on any good land and yields heavily when artificially watered; yields from 40 to 60 bushels of seed per acre, which is excellent food for stock or poultry. A good, green fodder plant. Sow 30 lbs. per acre. Lb. 20 cts. Write for prices.

**MILLET, HOG MILLET**—The seed is large for a millet and makes a rich food. Good for hogs and chickens. The seed ripens while the stem is yet green, so that if cut promptly you can get a crop of seed and also one of fodder or ensilage as well. Lb. 20 cts., 10 lbs. \$1.20. Write for other prices.



FIELD CORN



**FIELD CORN, LEAMING IMPROVED**—Probably planted over a greater area of country than any other sort on account of its great adaptability. Ripens in 100 to 110 days under favorable conditions in central corn belts. The ear is tapering, length 10 inches, circumference 7 inches; kernel smooth and firm on the cob; 18 to 20 rows, with medium spaces between; well filled and rounded tips and butts; kernels yellow and wedge shaped; cob red, of medium size. Lb. 10 cts.

**FIELD CORN, EARLY CANADA**—Very early, ears medium size, usually ripens in August. Ripens well in the Northern States; a popular New England variety. Lb. 10 cts.

**EVERGREEN SWEET FODDER CORN**—All varieties of sweet corn possess very much more "sugar" than any feed sort, and this being the most important constituent, it necessarily follows that the corn holding this in greatest quantity has the greatest net value. Evergreen Sweet Fodder grows much taller than the Early Sweet Fodder and makes well formed, but not matured ears in almost any part of the Northwest. Lb. 15 cts.

**BUCKWHEAT (Common)**—The best and most profitable variety. It is earlier than Silver Hulled and usually more productive. It is also excellent for bee pasture. Sow 25 lbs. per acre. Lb. 15 cts.; larger quantities on application.

**BROOM CORN** succeeds in a good deep soil, fresh but not damp. Used for making brooms. Sow 12 to 15 pounds per acre. Lb. 10 cts.; 100 lbs. \$7.00.

**FENUGREEK**—Annual. This seed is often sought by hostlers to give temporary fire and vigor to their horses. It is frequently given to oxen and pigs when fattening, causing them to drink and digest their food. Considered to be good for soiling when green. Oz. 10 cts., lb. 30 cts.

**MAMMOTH RUSSIAN SUNFLOWER**—The giant of all sunflowers. The best variety for the farmer. Growing to double the size of the common, and the yield of the seed is twice as great. It is highly recommended for poultry; the best egg-producing food known. The leaves make splendid fodder, much relished by all kinds of stock. The seed is good feed for horses, and yields a fine quality oil. Oz. 5 cts., lb. 15 cts., 10 lbs. \$1.25.

**JERSEY KALE**—Thousand Headed Kale is a variety of cabbage. The plant attains a height of 3 to 4 feet. The stem is covered with leaves which form small heads. Animals, especially sheep, eat it greedily. It grows well on most any land and is hardy. The seeds may be either drilled or broadcasted, but we think drilling is better. If drilled, plant in rows 26 to 30 inches apart, so that plants may be thinned out so as to stand 16 to 18 inches apart in the rows. In drilling use  $\frac{3}{4}$  to 1 pound of seed to the acre. In broadcasting,  $1\frac{1}{2}$  pounds is required. Prices by mail, postpaid, large pkt. 10 cts.,  $\frac{1}{4}$ -lb. 35 cts., lb. \$1.00.

## GRASS SEEDS

We desire to call particular attention to the fact that Grass Seeds are sold in the trade by sample, and each sort is divided into three or four grades of quality, according to purity, germination and weight. The price of the best grade is often double that of the ordinary. The Grass Seeds here offered by us are in every case the **Very Highest Grade**. Not less than one pound of any one sort sold.

25 lbs. and up of any one sort at the 100 lb. rate.

Subject to Market Changes.

Write for Prices in Quantity.

**AWNLESS BROME**—An erect perennial, 3 to 5 feet high. We recommend it for dry, arid soils. Sow 40 pounds per acre. Lb. 20 cts.

**ORCHARD GRASS**—A valuable grass for pasture or hay land, and on account of its earliness is very well adapted

for a permanent pasture. It furnishes the first green grass in the spring and until late in the fall. When closely cropped it grows up quickly and is ready for grazing again in ten to twelve days. When grown for hay, more than one crop can be obtained in one season, and when only one crop is cut the aftergrowth is very heavy and gives splendid and rich pasture till late in the fall. It will stand drought and is hardy. It grows in tufts, and is therefore best sown with red clovers, rye grass, etc. It is well suited for shady places, such as orchards and groves. Grows on all kinds of land, but does best on deep, rich, sandy loam or clay soils. Sow 22 pounds to the acre when alone, or proportionately with other grasses. Lb. 40 cts.

**AUSTRALIAN or PERENNIAL RYE**—The seed is large and heavy and produces a strong, verdant growth in four or five weeks after sowing. Hay sweet flavored and is much favored by horses and cattle. Sow 60 pounds to the acre. Lb. 25 cts.

**ITALIAN RYE GRASS**—Annual; a remarkable grower, and has in addition the advantage of standing extremes of temperature, remaining green throughout the winter. It is a most valuable grass. Sow 50 pounds to the acre. Lb. 25 cts.

**BERMUDA GRASS**—Valuable both for pasture and lawns; when established, it is difficult to eradicate, and is therefore unsuitable for temporary pasture. Sow 10 pounds to the acre. Lb. 60 cts.



SUDAN GRASS

**SUDAN GRASS**—No more important addition has been made to the hay crop of this State than Sudan Grass. It yields from 2 to 8 tons of hay per acre, depending upon whether irrigated or not. Two cuttings are assured and in places four have been taken. The hay is of superior quality and relished by all stock. Cut with a mower just after full bloom. Plant late in spring after frost is past. If drilled in 36-inch rows, you will require 2 to 4 lbs. of





RED TOP

seed; if seeded 18 to 20 inches, 4 to 6 lbs.; if broadcast, 15 lbs. If second grade is wanted, write us. We can meet

prices. Ours is the best strain of this wonderful grass. Lb. 25 cts., 10 lbs. \$2.00.

**MEADOW FESCUE, or ENGLISH BLUE GRASS**—Especially adapted for permanent pasture and is also fine for hay. Grows two to three feet high, but not in tufts like Orchard Grass. The hay is very nutritious and cattle thrive on it whether dry or green. Succeeds even in poor soil, and as the roots penetrate deep, from 12 to 15 inches, it takes extremely dry weather to affect it. As a fertilizer it has valuable properties. It will stand freezing very effectively, and its use is becoming more widespread each year. About 24 pounds of seed is sown to the acre. Lb. 45 cts.


**RED TOP (Solid Seed)**—A valuable grass for moist, rich soils, where it thrives very luxuriantly. It is a good variety to sow with Timothy and Clover for meadow or pasture and is more permanent than either of the other two. It has been grown successfully even on alkali land where other grasses failed. Red Top is commonly known as Herd's Grass and should be more extensively grown, especially with other grasses. Solid Seed Red Top is free from chaff and weighs 42 lbs. to the bushel. Ten pounds required to the acre. Lb. 35 cts.

**TIMOTHY**—As a crop for hay, Timothy is probably unsurpassed by any other grass. It is greatly relished by all kinds of stock, especially horses. It yields more nutritive matter than any other grass or forage plant. Ten pounds required to the acre when sowed alone. Lb. 25 cts.

ROSES

2 Year Old Field Grown

75 Cents Each. \$7.50 Per Dozen  
(Except Where Noted)



We exercise care to keep all varieties true to name and hold ourselves in readiness at all times to replace on proper proof all stock that may prove otherwise; but it is mutually agreed between the purchaser and ourselves that we shall not at any time be liable for any amount greater than the original prices of the stock.

CALIFORNIA SEED CO.

- |  |        |
|--|--------|
|  | Each   |
| <b>Arthur R. Goodwin</b> —Coppery orange red, passing to salmon pink as the flower expands. A grand combination of color. Should be quite hardy..... | \$ .75 |
| <b>Antoine Revoire</b> —Rosy flesh on yellow ground, large full and very free .....  | .75    |

- |  |      |
|--|------|
|  | Each |
| <b>Betty</b> —Coppery yellow, overspread with golden rose.....   | .75  |
| <b>Clara Watson</b> —Flesh, with center tinted rose-peach. Good form and rich fragrance.....             | .75  |
| <b>Captain Hayward</b> —Of largest size. Color, glowing crimson; very bright and rich.....               | .75  |
| <b>Etoile de France</b> —Rich velvety crimson, center ruby red, large and double. Likes hot weather..... | .75  |
| <b>Frau Karl Druschki</b> —Pure snow-white; long, pointed buds; large .....                              | .75  |
| <b>George Elger</b> —The long-sought-for yellow Cecil Brunner .....                                      | .75  |

## ROSES—continued

	Each
George Dickson—Color velvety, dark crimson; splendid shape and good substance.....	.75
George Ahrends—Clear, brilliant pink, good bud and perfect form flower. Strong grower and in every way worthy .....	.75
Gen. McArthur—Bright scarlet, large, full and very free, erect branching habit.....	.75
Glorie Lyonnaise—White shaded lemon, long pointed buds .....	.75
Harry Kirk—Deep sulphur-yellow with edges of petals lighter .....	.75
Hugh Dickson—Intense crimson, shaded scarlet. Very large, full and magnificent form. Very pronounced sweet fragrance .....	.75
Irish Elegance—Beautiful Irish single rose, fine form, long and pointed. Color bronzy-orange and scarlet, shaded to apricot .....	.75
Juliet—Strong, upright growth with large, double flowers of novel and distinct coloring. Outside of petals old gold, interior rich rosy-red .....	.75
Killarney—Deep shell-pink, long, pointed buds, with large flowers .....	.75
Lady Hillingdon—Deep orange-yellow, good size, long and pointed bud .....	.75
Lyon—Shrimp pink with orange center, shaded chrome yellow .....	.75
Lady Battersea—Deep cherry-red, long, pointed flowers .....	.75
Mme. Cecil Brunner—Bright rose shaded salmon pink. The best of the miniature roses.....	.75
Mme. Caroline Testout—Clear, bright satiny-pink.....	.75
Mme. Constant Soupert—Deep golden-yellow, tinted with rosy peach .....	.75
Mme. Edouard Herriott—Deep terra-cotta or reddish copper. Free and strong. The "Daily Mail" rose.....	.75
Marie Van Houtte—Canary-yellow, deeper center and border tipped with bright rose.....	.75
Mme. Jules Grolez—Bright China rose, large, full, high center flower with nice reflex petals.....	.75
Mrs. Aaron Ward—Center Indian-yellow with edge primrose .....	.75
Mrs. A. R. Waddell—Scarlet buds, opening to deep reddish saffron .....	.75
Mrs. George Sawyer—Bright, clear rose, large, full, well-formed flowers .....	.75
Mme. Alf Carriere—Pure white, slightly tinted yellow at base .....	.75
Ophelia—Salmon-red, shaded rose; fine form.....	.75
Papa Gontier—Rosy-crimson, fine, long bud; free and strong .....	.75
Perle d'Or—Nankeen-yellow with orange center. Buds perfect .....	.75
Rainbow—Deep pink beautifully splashed and striped crimson. Long, pointed bud.....	.75
Radiance—Brilliant, rosy opaline-pink; large, free and beautiful form with sweet fragrance.....	.75
Souv. de Pres. Carnot—Rosy flesh, shaded white; large, fine form, semi-double .....	.75

	Each
Sunburst—Deep cadmium-yellow with orange-yellow center; large, full and beautiful form.....	.75
Vicks Caprice—Bright satiny-pink, striped with white. Large, full, free and vigorous.....	.75
Winnie Davis—Brilliant apricot-pink with reflex lighter tints .....	.75
White Maman Cochet—Cream-white, with edges flushed rose .....	.75

## CLIMBING ROSES

	Each
Cl. Sunburst—Same as the well-known bush. It's strong and vigorous and should be quite hardy.....	\$ .75
Cherokee, Pink—About the same in form and size as white Cherokee. Color bright, clear pink.....	.75
Cherokee, Ramona—A better grower than the pink. Outer side of petals quite red when first opening.....	.75
Cherokee, Single Wht.—Foliage quite distinct—a valuable feature of the plant.....	.75
Cl. Cecil Brunner—One of the strongest growing roses we know of and it is a sport from the dwarfish bush variety of this same name.....	.75
Cl. Caroline Testout—Another strong grower with foliage and flowers same as the bush.....	.75
Cl. Kaiserin—Pure white, shading at base of petals to primrose .....	.75
Cl. Papa Gontier—Color rich cherry red. Wonderful bud, same as the bush variety.....	.75
Dorothy Perkins, W.—Beautiful deep pink. Too well known for further description.....	.75
Flower of Fairfield—A counterpart of Crimson Rambler in every respect, except that it shows ever-blooming tendencies .....	.75
Gainsborough—Flesh-pink, large, full; rich fragrance; strong and free .....	.75
Tausendschon—Soft pink, flowering freely in large clusters; vigorous and almost free from thorns.....	.75
Shower of Gold—Deep golden-yellow, very double, free and lasting .....	.75
Silver Moon—Pure white with clear yellow stamens, large, free. Glossy bronze-green foliage.....	.75

## PLANT DEPARTMENT

## NOTICE TO CUSTOMERS

**CUSTOMERS** are requested to state the mode of conveyance by which they desire their trees forwarded. When no route is named, we forward to the best of our judgment, without liability for error or delay.

No trees or plants sent C. O. D. Cartage to Railroad charged extra.

**RESPONSIBILITY**—After goods are placed on board cars here, we assume **no responsibility** for their safe or prompt delivery, or any injury caused by delay in delivery by the transportation company.

**ALL CLAIMS** must be made upon receipt of goods.

All trees and plants are carefully and securely packed in



the best manner, for which a small charge is made sufficient to cover cost of material used.

We warrant plants and trees true to name and in healthy growing condition at time of shipment or delivery, but we are not responsible for any damage that may occur while in transit, nor do we guarantee the purchasers success in cultivation of same. It must be plain to everyone that is to our best interest to sell only such stock as will grow and prove true to name. If errors should occur please notify us immediately and we will make satisfactory corrections, but it is mutually agreed between the purchaser and ourselves that we shall not at any time be liable for any amount greater than the original price of stock.

## TREES AND SHRUBS

	Each
Acacia floribunda .....	2 to 3 ft. \$ .50
Acacia floribunda .....	4 to 5 ft. .75
Acacia latifolia .....	3 to 4 ft. .50
Acacia latifolia .....	4 to 5 ft. .75
Acacia melanoxylon .....	3 to 4 ft. .60
Acacia melanoxylon .....	4 to 5 ft. .75
Acacia Baileyana .....	3 to 4 ft. .75
Acacia Mollissima .....	2 to 3 ft. .60
Abelia Grandiflora .....	1 ft. .60
Agapanthus blue .....	clumps .75
Aralia Sieboldi .....	1½ to 2 ft. 1.00
Arbor Vitae .....	1½ to 2 ft. 1.00
Acuba, green or varigated .....	1 ft. 1.50
Berberis Darwini .....	1½ to 2 ft. .75
Boxwood for Edging, 4 to 6 inches, per 100.....	8.00
Boxwood Specimen plants .....	\$4.00 to 10.00
Broom, Portugal .....	3 to 4 ft. \$ .75
Broom, Spanish .....	2 to 3 ft. .50
Calycanthus Sweet Shrub .....	3 ft. .75
Choisya ternata .....	1 to 1½ ft. .75
Camelias, in named varieties .....	1.50
Coronilla Glauca .....	2 to 3 ft. .75
Cupressus Lawson .....	2 to 3 ft. 1.50
Cupressus Pyramidalis .....	3 to 4 ft. 1.50
Cupressus Monterey .....	2 to 3 ft. .50
Cryptomeria Elegans .....	2 to 3 ft. 1.25
Cryptomeria Japonica .....	3 to 4 ft. 1.50
Cotoneaster Microphylla .....	1 to 1½ ft. 1.50
Coprosma Baneri .....	2 to 3 ft. 1.50
Cratagus Pyracantha .....	2 to 3 ft. 1.50
Dracaena Indivisa .....	2 to 3 ft. .75
Diosma Alba .....	1 ft. \$ .50
Erica Mediteranea .....	1 to 1½ ft. 75c to 1.00
Erica Melanthera .....	1 ft. .75
Erica Triumphants .....	1 to 2 ft. .75
Eunonymus, green or golden .....	2 ft. .75
Escallonia, white .....	1½ to 2 ft. .60
Escallonia Rosea .....	2 to 3 ft. .75
Escallonia Rubra .....	1½ to 2 ft. .60
Eucalyptus blue gum .....	2 to 3 ft. .35
Fuschias, assorted .....	1 to 1½ ft. .50
Geraniums, dark single red, per dozen.....	1.50
Geraniums, ivy leaved, per dozen.....	1.75

	Each
Hydrangea Hortensis .....	1 ft. .50
Hydrangea Hortensis .....	1½ to 2 ft. 1.00
Hypericum Moserianum .....	1 ft. .35
Laurustinus .....	1 ft. .40
Laurel Portugal .....	1 to 1½ ft. .75
Lemon Verbena .....	1 to 1½ ft. .50
Lilac, white or purple .....	2 to 3 ft. .75
Lilac, grafted white or purple.....	1.00
Ligustrum Cal. Privet .....	2 to 3 ft. .20
Per 100 .....	10.00
Mock Orange .....	3 to 4 ft. \$ .75
Poplar Lombardy .....	3 to 4 ft. .75
Poplar Carolina .....	8 to 10 ft. 1.50
Pittosporum Engenoides .....	1½ to 2 ft. .60
Pittosporum Nigricans .....	2 to 3 ft. .75
Pittosporum Grassifolia .....	2 to 3 ft. .75
Pepper tree .....	3 to 4 ft. .75
Phoenix Canariensis .....	3 to 4 ft. 3.50
Pampas grass clumps .....	1.00
Prunis Pissardi .....	3 to 4 ft. 1.25
Spirea Von Houtte .....	2 to 3 ft. .75
Spirea Thunbergii .....	2 to 3 ft. .75
Veronica Imperialis .....	1 to 1½ ft. .50
Willow, weeping .....	4 to 5 ft. .75
Walnut, black .....	3 to 5 ft. .75

## SMALL TREES TRANSPLANTED IN FLATS

Eucalyptus Globulus .....	1 to 2 ft. per box of 100	\$2.50
Cypress Monterey .....	1 to 1½ ft. per box of 100	2.50
Pittosporum Engenoides .....	1 to 1½ ft. per box of 100	4.00
Pinus Monterey .....	2 to 2½ ft. per box of 100	4.00

## HARDY TRAILING OR CLIMBING PLANTS

	Each
Ampelopsis Veitchi Boston Ivy.....	\$ .50 to \$ .75
Ampelopsis Quinquifolia Virginia Creeper.....	.50
Asparagus Sprengeri .....	.50
Bignonia Trumpet Vine .....	1.00
Clematis Paniculata .....	.75
Clematis Montana .....	.75
Clianthus or Parrots Beak, red.....	.75
Ficus Repens .....	.50
Fuschias, assorted .....	.50
Heliotrope .....	1 to 2 ft. .50
Ivy Geranium, pink, salmon or red.....	.25
Ivy, English .....	.25
Lotus, red flowering .....	.35
Muchlenbeckia (Maiden Hair Creeper).....	.50
Solanum Jasminoides, potato vine.....	.35
Plumbago, blue .....	.50
Plumbago, white .....	.50


## WISTARIA GRAFTED STOCK (Imported)

Wistaria Chinensis, White .....	\$1.75
Wistaria Chinensis, Blue .....	1.75

## FRUIT TREES AND SMALL FRUITS

When ordering, please, state if substitution will be permitted. When no instructions accompany order, and varieties are sold out, we will substitute similar sorts. The trees when shipped should be unpacked at once on arrival, the roots laid in a trench and well covered with soil and thoroughly watered. Packing charged for at cost of material used.

Write for prices on larger quantities.



### APPLES

\$1.00 each

#### Summer Varieties

- ALEXANDER—Greenish yellow streaked red.
- GRAVENSTEIN—Skin yellow, marked deep red.
- EARLY HARVEST—Medium size, bright straw color.
- JONATHAN—Beautiful brilliant red.
- RED ASTRACHAN—Large, deep crimson.
- YELLOW BELLFLOWER—Large, smooth. Lemon color.

#### Winter Varieties

- BEN DAVIS—Yellow striped green.
- BALDWIN—Deep bright red.
- NEWTON PIPPIN—Greenish yellow, fine flavor.
- RHODE ISLAND GREENING—Large, greenish yellow, fine grain.
- SPITZENBERG—Fine, juicy, crisp, red apple.
- STARK'S DELICIOUS—Beautiful brilliant dark red.
- KING DAVID—Deep, rich red, one of the best.
- RED SIBERIAN CRAB—Yellow and red splashed.
- YELLOW SIBERIAN CRAB—Glossy yellow.



### PEACHES

4 to 6 feet, \$1.00 each

#### Freestone Varieties

- FOSTER—Medium, flesh yellow; sweet and juicy.
- STRAWBERRY—White, mottled red near pit; very juicy.

- ELBERTA—A standard midsummer freestone.
- ALEXANDER—Medium to large; half cling; firm and juicy.
- TRIUMPH—Bright yellow, deeply mottled red; part cling.
- HALE'S EARLY—Part cling; very early; delicious and juicy.
- MUIR—Perfect freestone; flesh yellow; good shipper.
- EARLY CRAWFORD—Flesh yellow; rich and of excellent quality.
- SALWAY—Fine large late; yellow with red cheek.

### Cling Peaches

4 to 6 feet, \$1.25 each

- TUSCAN CLING—Yellow flesh; excellent quality.
- ORANGE CLING—Large yellow, dark red cheek, rich and sugary.



### PEARS

4 to 6 feet, \$1.00 each

- BARTLETT—The king of pears.
- BEURRE HARDY—Greenish skin, brown russet.
- WINTER NELLIS—Greenish yellow covered with gray russet.

### APRICOTS

4 to 6 feet, \$1.00 each

- BLLENHEIM—Medium oval, orange.
- HEMSKIRK—Flesh bright orange.
- MOORPARK—Yellowish green; flesh bright orange.
- ROYAL—Early; flesh pale orange; heavy bearer.

### ALMONDS

4 to 6 feet, \$1.00 each

- I. X. L. and NE PLUS ULTRA.

### PLUMS

4 to 6 feet, \$1.00 each

- CLYMAN—Reddish purple. Late June.
- GREEN GAGE—Yellowish green. Middle of July.
- KELSEY—Rich yellow, overspread with red when fully ripe. July to September.
- WASHINGTON—Flesh yellow, very sweet. Early August.
- YELLOW EGG—Large, oval shape, deep golden color. July to August.
- TRAGEDY (California Seedling)—Medium to large, oblong; purplish blue, with a beautiful deep blue bloom; freestone; flesh greenish yellow, sweet, juicy.
- FORMOSA (Japanese)—One of Burbank's recent introductions. Color brilliant red. Very handsome and showy. Flesh yellow, firm, fragrant and of delicious flavor.
- SANTA ROSA (Japanese)—Particularly valuable on account of its season of ripening.



**CHERRIES**

\$1.25 each



**BLACK OREGON**—Large to very large; jet black; very firm, dark flesh of exquisite sub-acid flavor.

**LAMBERT**—An exceptionally large Cherry; black; very firm; juicy and sweet and of a peculiar, yet exquisite flavor.

**ROYAL ANN**—Pale yellow, richly mottled with red; large to extra large; very firm; juicy and sweet, good eating.

**BING**—A fine, extra large, black cherry; it is of good eating and good shipping quality.

**BLACK TARTARIAN**—The standard black cherry; large to very large; purplish black; dark purplish flesh; very juicy and of excellent flavor.

**BURBANK**—A valuable new introduction by Luther Burbank. A fine, very large black cherry. Flesh purple, firm and of good flavor.

**PRUNES**

4 to 6 feet, \$1.00 each

**FELENBERG**—Dark purple, flesh greenish yellow. August to September.

**GERMAN**—Long oval, skin purple, flesh green. August to September.

**HUNGARIAN**—Reddish violet, with numerous brown dots. September.

**SUGAR**—Flesh yellow, tender and rich. Early August.

**TRAGEDY**—Skin dark purple, flesh yellowish green. Early July.

**THE QUINCE**

4 to 6 feet, \$1.00 each

**APPLE OR ORANGE**—Large; fine golden color; valuable for preserves or flavoring; very productive; the most popular variety; September.

**CHAMPION**—Large to very large; skin strongly russeted around the stem.

**FIGS**

3 to 4 feet, 75c each

**CALIFORNIA BLACK**—Dark purple.

**WHITE ADRIATIC**—Greenish yellow.

**CALIMYRNA and SMYRNA**—Skin lemon yellow, pulp reddish amber. 3 to 5 feet, 50c each.

**WALNUTS**

	Each	10
6 to 8 feet.....	\$1.75	\$16.00
4 to 6 feet.....	1.50	12.00
3 to 4 feet.....	1.25	10.00
2 to 3 feet.....	1.00	7.50
Franquette	Placencia Perfection	
Mayette	Santa Barbara	

**NECTARINES**

\$1.00 each

✓ **HARDWICK.**✓ **BOSTON.****ORANGES, LEMONS, AND GRAPE FRUIT**Price, ~~\$2.50~~<sup>3.00</sup> each

✓ **WASHINGTON NAVEL**—The most popular of any orange grown in California. Very large, solid and heavy; skin smooth and of very fine texture.

✓ **VALENCIA LATE**—Fruit medium size, oval, solid, heavy; skin very thin and of a strong texture; flesh juicy, rich color, fine grain, firm, crisp and of excellent flavor.

**LEMONS**

**EUREKA**—Medium size; sweet rind; a good keeper and very popular.

**LISBON**—Fruit medium size; fine grain; sweet rind, very strong acid; very few seeds, and a good keeper.

✓ **VILLA FRANC**—Medium size; considered to be the best of all lemons grown.

**POMELO OR GRAPE FRUIT**

✓ **TRIUMPH**—Fruit medium size; peel smooth, clear and fine grained; juicy and well flavored; very few seeds; tree bears when young.

**GRAPES**

For Table use. 30c each; 10 for \$2.50

✓ **BLACK HAMBURG**—Berries large, round; skin thick, coal black when fully ripe; flesh sweet and juicy.

✓ **CONCORD**—Large, black grape; bunches compact; berries round, sweet and pleasant.

✓ **FLAME TOKAY**—Berries large; skin thick, pale red covered with bloom; flesh firm, sweet; an old standard variety.

✓ **ISABELLA**—Our most extensively planted Eastern grape; bunches long, large and loose; berries black, oval, juicy and sweet, with distinct musky flavor.

✓ **MUSCAT OF ALEXANDRIA**—Berry oval, sometimes round; yellowish green.

✓ **ROSE OF PERU**—Fruit round, large with firm and crackling flesh.



**SULTANA**—Bunches long and very compact; berries small, amber colored, seedless.

**THOMPSON'S SEEDLESS**—Identical with the Seedless



GRAPES

Sultanas of Asia Minor. Berries greenish yellow, firm, oval, seedless.

**ZINFANDEL WINE**—Berries round, dark purple; the most extensively planted grape in California for making claret.

## SMALL FRUITS STRAWBERRY PLANTS

12 plants for 50c; 100 for \$3.00; 1000 for \$25.00

**NEW OREGON (Improved)**—This is one of the finest and most satisfactory Strawberries ever introduced. It always looks bright, fresh and attractive. The berry is very large, firm and handsome; rich dark red, extending to the



NEW OREGON IMPROVED STRAWBERRIES

center. The flavor is rich, sweet and delicious. For table use it cannot be equaled; ripens very early and continues in bearing until late in the season, a good second crop coming on about October. Very prolific and a heavy cropper.

## RASPBERRIES

**ST. REGIS RASPBERRY**—Fruit large and very prolific. 20c each, 10 for \$1.75.

**CUTHBERT**—Best and largest raspberry grown. 15c each, 10 for \$1.00.

**GREGG BLACKCAP RASPBERRY**—25c each; 10 for \$2.00.

**BURBANK PHENOMENAL BERRY**—Cross between California Dewberry and Cuthbert Raspberry. Luther Burbank describes it as the largest berry grown; color, raspberry crimson. Strong plants. 30c each; 10 for \$2.50.



RASPBERRIES

## BLACKBERRIES

**HIMALAYA GIANT BLACKBERRY**—Ripens after all other varieties are gone. The berries grow in bunches; the heaviest cropping berry known; very desirable for family use. Strong plants. 20c each; 10 for \$1.50.

**LOGANBERRY**—Cross between California Blackberry and Antwerp Raspberry; color dark, rich red when fully ripe. Strong plants. 25c each; 10 for \$2.00.

**MAMMOTH BLACKBERRY**—Largest blackberry known, specimens measuring 2 to 2½ inches long, flavor delicious, and when fully ripe is quite sweet. Should be grown on a trellis 6 to 8 feet apart. Strong plants. 25c each; 10 for \$2.00.

## CURRENTS

**RED CHERRY**—Large, deep red. 30c each; 10 plants, \$2.50.

**BLACK NAPLES**—Berries large, black. 35c each; 10 plants for \$3.00.

## GOOSEBERRIES

**OREGON CHAMPION**—Berries large, brownish red. 30c each; 10 for \$2.50.



# California Seed Company's Select Collection of Highest Quality Flower Seeds

## ASTERS

A hardy annual of easy culture. Sow seed in February, March or April in open ground and they will bloom finely in August and September. Cover the seeds about one-quarter inch in depth in very light soil, and when the plants have three or four leaves transplant about 20 inches apart in well prepared beds. Unslaked lime or wood-ashes applied to the beds will prevent disease and keep insects away.

### Victoria Asters

	Pkt.	¼-oz.
Light Yellow .....	\$.10	\$.75
White Tinted Rose .....	.10	.75
White turning to Azure Blue.....	.10	.75
Light Lilac .....	.10	.75
Deep Crimson .....	.10	.75
Dark Blue .....	.10	.75
Excellent Mixture, all colors.....	.10	.60



BRANCHING ASTER

### Branching or Semples Asters

Best aster for florists, producing fine plants usually 18 inches in height; flowers very large and showy, borne on long, stout stems; valuable for bouquets.

	Pkt.	½-oz.
Bright Rose .....	\$.10	\$1.00
Crimson .....	.10	1.00
Lavender .....	.10	1.00
Pink .....	.10	1.00
Purple .....	.10	1.00
White .....	.10	1.00
Fine Mixed, all colors.....	.10	1.00

### Giant Crego Asters

Packets, 15 cts.

White  
Rose

Crimson  
Purple


Lavender

**GIANT COMET**—A taller growing variety of the Comet type, with branching stems, which make it valuable for cutting. Best colors: Crimson, Dark Violet, Light Blue, Rose, White, The Bride (white changing to light rose). Any of the above: Pkt. 10c; collection six varieties, 50c; mixture of all colors, pkt. 10c; ¼-oz. \$1.25.

## SWEET ALYSSUM

A neat, thrifty, healthy flower and should be cultivated by every one who wants an all-round good plant. Sow the seed wherever they are to remain. If too thick, thin out. To prevent sowing too thickly, mix seed with sand before sowing.

**MARTINUM**—Flowers pure white, very fragrant. Pkt. 10c.



ALYSSUM—LITTLE GEM

## BELLIS

(English Daisy)

Daisies are easily grown from spring-sown seed, and come into flower in a very short time. They thrive best in cool, shady places, but do well in almost any soil. Admirably adapted for edging, borders and low beds.

**LONGFELLOW**—Large double pink. Pkt. 10c.

**SNOWBALL**—Large double white. Pkt. 10c.

**MIXED**—Double. Pkt. 10c.

**MONSTROSA**—New double giant daisies.

**MONSTROSA GIANT RED**—Pkt. 25c.

## BEGONIA

### Fibrous Rooted Varieties

For outdoor culture, having beautiful leaves and bearing clusters of small, waxy flowers.

**REX**—A beautifully marked, large-leaved variety, for indoors. Pkt. 50c.

**VERNON**—Deep-red flowers and dark-purple foliage often used for borders and for bedding; half hardy. Pkt. 10c.



### Tuberous Rooted Varieties

For greenhouse and pot culture, having large, waxy flowers in brilliant colors. Many prefer to start bulbs in December and January.

**DOUBLE VARIETIES**—Mixed. Pkt. 35c.


**INTERNATIONAL PRIZE**—The finest large flowered single mixture. Pkt. 35c.

**SINGLE VARIETIES**—Mixed. Pkt. 25c.

### ANTIRRHINUM or SNAPDRAGON

#### Giant Flowering

Although perennials they do splendidly when grown as annuals; spring-grown seed produces flowering plants by July, which continue to bloom in increasing profusion until frost. The flowers are nearly double the size of the older sorts. Mixed colors, pkt. 10c.



CANDYTUFT EMPRESS

#### Snapdragons

	Pkt.
Cottage Maid, pale pink.....	\$ .10
Crimson Queen, dark red.....	.10
Amber Queen, blended old rose and yellow.....	.10
White Beauty, pure white .....	.10
Maize Queen, blended bronze and pink.....	.10
Golden Queen, bright yellow .....	.10

### CALENDULA

**CALENDULA (Pot Marigold)**—Very hardy annual, one foot high, blooming freely at any time of year and for several months. Is of the easiest culture and is desirable for rather inferior soils, where less sturdy flowers do not thrive. Pkt. 10c.

**DOUBLE MIXED**—A good mixture of 8 or 10 different shades of yellow, some clear colors and some shaded and striped. Pkt. 10c; oz. 25c.

**CALENDULA METEOR**—Large double yellow flowers, striped with orange. Pkt. 10c.

### CANDYTUFT

**CANDYTUFT (Iberis)**—A hardy annual, growing about 6 to 18 inches high, according to the variety. The blossoms are borne on variously long spikes, and the newer varieties are quite large flowering and very fragrant. Of easy culture and valuable for bedding or massing.

**COMMON SWEET SCENTED**—Small white flowers. Pkt. 10c; oz. 25c.

**CARMINE**—Branching. Pkt. 10c.

**PURPLE**—Branching. Pkt. 10c.

**GIANT HYACINTH FLOWERED or IMPROVED EMPRESS**—Very large heads and long spikes of white flowers. Pkt. 10c; ¼-oz. 25c; oz. 75c. Mixture of all colors, Pkt. 10c.

### CALLIOPSIS

**GOLDEN WAVE**—The largest flowering variety. Clear yellow. Pkt. 10c; oz. 60c.

**DRUMMONDII**—Mixed. A gorgeous mixture of golden yellow, brown, maroon and other shades. Pkt. 10c; oz. 60c.

**BICOLOR HYBRIDA SEMIPLENTA**—Semi-double flowers of garnet and yellow. The old fashioned small Coreopsis. Pkt. 10c.

**LANCEOLATA**—Yellow with brown eye; one of the best yellow flowers for cutting. Pkt. 10c.



SNAPDRAGON

### CARNATIONS

**DOUBLE DWARF VIENNA**—Produces double, very sweet scented flowers in a large variety of colors. Pkt. 10c.

**CHABAUD PERPETUAL DOUBLE**—Superfine mixture of yellow, red, white, striped, etc. Blooms in 7 months; flowers very large and deliciously fragrant. Pkt. 25c.

**MARGARET CARNATION**—Very vigorous, hardy race of carnations; bloom in 5 months from sowing. For masses of bloom few plants are finer, producing a profusion of bloom. Pkt. 10c.



### CANTERBURY BELLS

**CAMPANULA MEDIUM**—A hardy biennial, blooming the second year from seed, or the first year, if sown early. Of easy culture, but preferring rich, moist soil. Grows about three feet high, and bears double and single varieties of blue, white, purple and red flowers. Single Mixed, pkt. 10c; Single White, pkt. 10c; Single Pink, pkt. 10c; Single Blue, pkt. 10c; Double Mixed, pkt. 10c.

**CUP AND SAUCER TYPE**—In this variety the outer petal forms a brim like a saucer. Light Blue, pkt. 10c; Pink, pkt. 10c; Pure White, pkt. 10c; Mixed, pkt. 10c.

**PERSICIFOLIA**—Peach-bell; perennial; 4 feet; large flowered. Mixed, pkt. 10c; Blue, pkt. 10c.

### CINERARIA

**CINERARIA HYBRIDA (Grandiflora)**—A splendid strain of large flowers. Pkt. 25c.

**CINERARIA STELLATA RADIATA**—Beautiful variety, small star-shaped flowers of fine form, in mixture of beautiful shades of colors. Pkt. 25c.



CINERARIA HYBRIDA

### CALCEOLARIA

**HYBRIDA GRANDIFLORA TIGERED**—Fine greenhouse plants, beautifully blotched, striped and variegated; seed saved from the finest flowers. Pkt. 25c.

**RUGOSA (Shrubby)**—True bedding variety; innumerable very small flowers. Pkt. 25c.

### COSMOS

The popular fall flowers. A strong, tall growing annual. Most effective when planted in masses or long background borders against evergreens or fences. Seed sown in February will bloom by August and continue in bloom until killed off by frost.

**CAL. GIANT WHITE**—Pkt. 10c.

**CAL. GIANT PINK**—Pkt. 10c.

**CAL. GIANT RED**—Pkt. 10.

**CAL. GIANT MIXED**—Pkt. 10c.

**KLONDYKE**—Orange colored. Pkt. 10c.



COSMOS

### CELOSIA

(Cockscomb)

Beautiful plants, producing large, showy plumes, curled and curved, very much resembling ostrich feathers.

**CELOSIA THOMPSONI MAGNIFICA**—Mixed. Pkt. 10c.

**CELOSIA CRISTATA (Glasgow Prize)**—Fine crimson. Pkt. 10c.

**CELOSIA PYRAMADILIS (Plumosa)**—Crimson plumes. Pkt. 10c.

### CENTAUREA

A hardy annual embracing a number of species, some being grown only for their foliage. All varieties grow from 1½ to 2 feet high. Sow the seed early and transplant in March. Except the white-leaved sorts all make excellent cut flowers.

**CYANUS (Bachelor's Button, or Bluebottle, or Corn Flower)**—Of easy culture. Sow the seed where it is to remain and thin to three or four inches. Mixed, pkt. 10c; oz. 25c.

**EMPEROR WILLIAM (Large Blue)**—Pkt. 10c; oz. 35c. Pink, pkt. 10c; White, pkt. 10c.

**IMPERIALIS (Royal Sweet Sultan)**—The finest of all Sweet Sultans; the plants are very strong and bear giant flowers on stiff, long stems; excellent for cutting and lasting, when cut unusually well. Mixed, pkt. 10c; ½-oz. 50c; Pure White, pkt. 10c; Purple Shades, pkt. 10c.

### COLEUS

Splendid bedding plants with beautifully colored foliage, very useful for pot or window gardening; fine Hybrids mixed. Pkt. 15c.

**EXHIBITION STRAIN**—Finest mixed. Pkt. 25c.

### DELPHINIUM

(Larkspur)

**PERENNIAL VARIETIES**—

**Formosum**—Brilliant blue, white center; especially fine and attractive; 3 feet. Pkt. 10c.

**Elatum Hybridum**—Very showy; finest mixed colors. Pkt. 10c.

## ANNUAL VARIETIES (See cut)—

**Tall German**—Splendidly bright and showy; 2 feet. Pkt. 10c.



LARKSPUR

**Emperor Mixed**—Produces abundance of long, slender flowers; fine for cutting. Pkt. 10c.

## DAHLIA

**SINGLE DAHLIA**—Best mixture. Pkt. 10c.

**CACTUS DOUBLE**—Extra fine strain of this favorite type; mixed. Pkt. 10c.



CACTUS DAHLIA

**DOUBLE DAHLIA**—Good mixed from fine varieties. Pkt. 10c.

**SEMI-DOUBLE PAEONY FLOWER DAHLIA**—Mixed colors. Pkt. 10c.

## ESCHSCHOLTZIA

(Commonly called California Poppy)

**GOLDEN WEST**—A superb variety with deep yellow flowers. Pkt. 10c; oz. 20c; lb. \$1.75.

**BURBANK'S CRIMSON**—Very fine. Pkt. 10c; oz. 30c.

**CARMINE ROSE**—Splendid shade. Pkt. 10c.

## FOXGLOVE

(Digitalis)

**GLOXINIA FLORA**—Very handsome, gloxinia-like flowers; very robust; fine for cutting. Fine Mixed, pkt. 10c.

## FORGET-ME-NOT

**ALPESTRIS INDIGO BLUE**—Indigo blue flowers. Pkt. 10c.

**ALPESTRIS ROSEA**—Pretty rose flowers. Pkt. 10c.

**ALPESTRIS VICTORIA**—Sky blue; for borders and pots. Pkt. 10c.

**ALPESTRIS MIXED**—Good mixture. Pkt. 10c.

## GLOXINIA

**GLOXINIA**—Beautiful hot-house plants, with large, bell-shaped blossoms, which come in rich, velvety-deep, and bright colors, some of which are beautifully marked. Sow in the fall or early spring. Grandiflora, Mixed, pkt. 25c.

## GAILLARDIA

(Blanket Flower)

**GRANDIFLORA**—Fancy selected seed from the finest and largest flowers; color rich crimson, with a border of canary yellow; very fine (perennial). Pkt. 10c.

## GODETIA

Sow seed in the open border in spring, or in a cold-frame, and transplant seedlings to stand about a foot apart in rather thin soil. Fine for cut-flowers. Average height, 1½ ft.




GODETIA

**WHITNEYI FULGIDA**—Crimson scarlet (new); very showy. Pkt. 10c.



- THE BRIDE**—White with blush spots. Pkt. 10c.  
**LADY ALBERMARLE**—Dark crimson. Pkt. 10c.  
**LORD ROBERTS**—Darkest red; very fine. Pkt. 10c.  
**FINE MIXED**—Pkt. 10c.

### CHATER'S FAMOUS HOLLYHOCKS



CHATER'S FAMOUS HOLLYHOCKS

**HOLLYHOCK (Finest Double Varieties)**—These fine old-fashioned perennials are most striking when seen in groups or long rows against evergreen shrubbery, fences or hedges. Seed should be sown in early spring or late fall in boxes or pans. When planting in the open, set each plant about 2 feet apart. Our seed is saved from the finest double flowers grown from Chater's celebrated collection. Mixed Colors, pkt. 10.

**KOCHIA TRICHOPHYLLIA (New)**—Pyramidal habit, half-hardy annual, small feather-light green foliage, turning a lovely crimson hue in September. Pkt. 10c.

### LOBELIA

The following dwarf and trailing varieties of this popular and beautiful flowering plant will be found most desirable for pot culture, edgings, hanging baskets, etc., blooming profusely from June to November. The hardy perennial varieties are among the most desirable for pot culture, edgings, hanging baskets; beautiful spikes of handsome flowers.

- CRYSTAL PALACE COMPACTA**—Dark blue. Pkt. 10c.  
**BARNARD PERPETUAL**—Deep blue, with white eye. Pkt. 10c.  
**EMPEROR WILLIAM**—Light blue, very fine. Pkt. 10c.  
**CARDINALS (perennial)**—Long spikes of richest cardinal red. Pkt. 10c.



KOCHIA TRICHOPHYLLA

### MORNING GLORY AND MOON FLOWERS

Too well known to need description. All the varieties are pretty and succeed under almost any condition, and produce a quick and most luxuriant growth.

**HEAVENLY BLUE**—Very large clustered flowers of beautiful sky blue; open early in the morning; distinct and handsome. Pkt. 10c.

**SETOSA (Brazilian Morning Glory)**—This vine makes an immense, thick growth of great lobed leaves, lighted by a profusion of large rosy flowers, with a satiny pink star in the center. The red pubescent stems and seedpods add to its attractiveness; 10 to 20 feet. Pkt. 10c.



MOONFLOWER—HEAVENLY BLUE

**IMPERIAL JAPANESE**—The leaves are mostly plain green, but some are oddly blotched with white or yellow. Flowers vary from pure white to carmine, through blues and purples of every shade to almost black. Vines vigorous, growing rapidly to a height of 10 or 20 feet, and their foliage is spangled with hundreds of large and lovely flowers. Pkt. 10c.



**MARIGOLD**

Old garden favorites like the *Calendula* are valuable because they produce such a wealth of brown and yellow far into the early winter. Effective when planted in groups or in the border.

**AFRICAN ORANGE**—Tall, rich orange. Pkt. 10c.

**AFRICAN MIXED**—Tall. Pkt. 10c.

**FRENCH**—Tall, dark brown. Pkt. 10c.

**FRENCH DWARF**—Striped, handsomely marked. Pkt. 10c.

**ELDORADO**—African, fine double yellow. Pkt. 10c.

**MIGNONETTE**

(Sow at any time)

We offer the following varieties of this popular, fragrant flower, all of which are very fine for potting, bedding or borders:



MIGNONETTE

**GOLDEN MACHET**—Golden yellow. Pkt. 10c; oz. 35c.

**ALLEN'S DEFIANCE**—Spikes of great length; very fragrant; fine for cutting. Pkt. 10c; oz. 50c.

**RESEDA ODORATA**—Old-fashioned sweet Mignonette. Pkt. 10c; oz. 25c.

**MUSA ENSETE, ABYSSINIAN BANANA**

**THE ABYSSINIAN BANANA TREE**—Strikingly effective as single specimens as well as in clumps or masses. The rapidity of its growth is astonishing. Seed sown early in hot-beds and repotted several times will give plants eight feet high the first summer. Pkt. of 10 seeds, 15c.



MUSA ENSETE

**GOLDEN QUEEN**—Bright yellow. Pkt. 10c; oz. 15c.

**PRINCE HENRY**—Yellow, marbled scarlet. Pkt. 10c; oz. 15c.

**CLOTH OF GOLD**—Foliage yellow, flowers scarlet. Pkt. 10c; oz. 15c.

**DWARF MIXED**—All colors. Pkt. 10c; oz. 15c; ¼-lb. 40c; lb. \$1.40.

**VARIEGATED-LEAVED DWARF MIXED**—A splendid range of colors of these new variegated-leaved sorts. Pkt. 10c; oz. 40c.

**TALL NASTURTIUM**

Used for covering embankments, stone walls, trellises, fences, etc.

**BLACK PRINCE (new)**—Darkest. Pkt. 10c; oz. 15c.

**KLONDYKE**—Rich golden yellow. Pkt. 10c; oz. 15c.

**EDW. OTTO**—Brownish lilac. Pkt. 10c; oz. 15c.

**HEINEMANNI**—Chocolate. Pkt. 10c; oz. 15c.

**REGALINUM**—Purplish violet. Pkt. 10c; oz. 15c.

**VON MOLTKE**—Bluish rose. Pkt. 10c; oz. 15c.

**BUTTERFLY**—Yellow, blotched red. Pkt. 10c; oz. 15c.

**TALL**—All colors, mixed. Pkt. 10c; oz. 15c; ¼-lb. 40c; lb. \$1.40.

**GIANT FANCY PANSIES**

(Exhibition Strains)

**PANSIES IN NAMED VARIETIES**—Pkt. 10c.

**Giant Candidissima**—Pure white.

**Giant Emperor William**—Ultramarine blue.

**Giant Gold Margined**.

**Giant Yellow**—With black eye.


**Giant Lord Beaconsfield**—Violet purple, shading to light blue.

**Giant Faust**—Black

**Giant Mad. Perrett**—Wine shades on white ground.


**Giant Victoria**—Wine red.

# GOPHERGO



Gophergo, machine poisoned grains and raisins. Sure cure for Gophers. Per pkg. 50c





MASTERPIECE

**MASTERPIECE GIANT**—A remarkable type, the border of each petal being conspicuously curled or waved, giving the flower a double or globular appearance. Pkt. 15c.

**GIANT TRIMARDEAU**—A large French strain of Pansies. Flowers very large, carried well up above the foliage, and generally marked with large blotches; fine mixed. Pkt. 15c.

**LARGE FLOWERING VARIETIES**—Finest mixed. Pkt. 10c; ¼-oz. 60c; oz. \$2.00.

**CASSIER'S FINEST FRENCH MIXED**—Flowers of grand size, beautifully spotted. Pkt. 25c.

**OUR GIANT FANCY EXHIBITION STRAIN**—The richest and most choicely variegated mixture possible, including every shade of color, splendidly spotted, striped and variegated. Pkt. 50c.

**BUGGNOT'S SUPERB BLOTCHED**—One of the best mixtures; three-blotched strain; upper petals finely lined or veined, with dark blotch at the base of each petal. Pkt. 25c.

### PETUNIAS

**CALIFORNIA RUFFLED GIANTS**—Very large, wide-opened blossoms, beautifully ruffled, fluted, and fringed; superb mixture. Pkt. 25c.

**DOUBLE LARGE FLOWERING**—Great favorite for pot culture. Our seed will produce large, fragrant, elegantly formed flowers, brilliantly colored. Grand mixture. Pkt. 35c.

**PETUNIA HYBRID MIXED**—Pkt. 10c.

### PORTULLACA

(Rose Moss)

Plants will grow and bloom profusely in a hot and dry situation where most other plants would soon die. Sow in April.

**SINGLE**—All colors, mixed. Pkt. 10c.

**DOUBLE**—All colors, mixed. Pkt. 10c.

### PYRETHRUM HYBRIDUM

(Large, Single, Aster-like Flowers)

The flowers of this new strain grow to enormous size, and present all the beautiful variations of color between light pink, rose and deep carmine. They are splendid cut flowers and equally valuable in borders. The plants are perfectly hardy and increase in size from year to year. Pkt. 15c.

**PYRETHRUM AUREUM (Golden Feather)**—Very popular border plant, used extensively with Lobelia. Pkt. 10c.

**PYRETHRUM HYBRIDUM**—Pkt. 10c.

### PHLOX DRUMMONDI

(One of the Showiest Annuals)

**GRANDIFLORA COCCINEA**—Large brilliant scarlet. Pkt. 10c.

**GRANDIFLORA KERMESINA SPLENDENS**—Vivid crimson. Pkt. 10c.

**GRANDIFLORA ALBA**—Pure white. Pkt. 10c.

**GRANDIFLORA MIXED**—All colors. Pkt. 10c.

**PHLOX DECUSSATA (Perennial)**—Mixed, all colors. Pkt. 10c.

### PRIMROSE

**PRIMULA CHINENSIS**—Pretty green-house or pot plants, bearing bright colored, large, fringed single flowers; finest mixed. Pkt. 25c.

**PRIMULA AURICULA**—Beautiful shades of color; splendid mixed. Pkt. 25c.

**PRIMULA ELATIOR (English Primrose)**—Fine mixed. Pkt. 10c.

### PERENNIAL POPPIES

**ICELAND POPPIES (Nudicaule)**—These Poppies bloom the first year from seed. The colors range from purest white to deepest orange. Excellent for cutting. Pkt. 10c.

**ORIENTAL**—Enormous flowers of deep, flashing scarlet; hardy anywhere. Pkt. 10c.

**ORIENTAL HYBRIDS MIXED**—Fine mixture. Pkt. 10c.

**ALPINE POPPY**—Plants grow in low tufts, producing lovely flowers in white, rose, salmon and orange. Pkt. 10c.



POPPY ORIENTAL

**ANNUAL POPPIES**

**SHIRLEY, or SILK**—Our strain is one of great excellence and contains all of the beautiful delicate colors. Pkt. 10c; ¼-oz. 15c; oz. 35c.

**ADMIRAL**—Large pure white with a broad crimson border. Pkt. 10c; oz. 35c.

**GLAUCUM (Tulip Poppy)**—Striking tulip shape; flowers of a dazzling scarlet. Pkt. 10c; ½-oz. 25c.

**UMBROSUM**—Rich crimson, spotted black. Pkt. 10c.

**DANE BROG**—Large single, scarlet with white cross. Pkt. 10c.

**MIKADO**—Double, large white flowers, fringed rose. Pkt. 10c.

**CARNATION**—Double flowered, very double fringed flowers; mixed. Pkt. 10c.

**SALPIGLOSSIS**

(Beautiful Annuals)

**LARGE FLOWERING MIXED**—Very beautiful, hardy annual plants, flowering freely from June to early autumn. Seed may be sown in April, where they are to flower. Rich soil should be provided, with plenty of space for plants to develop. Pkt. 10c.

**EMPEROR**—This new variety forms but one leading stem and bears at its summit a veritable bouquet of the most beautiful flowers; finest mixed. Pkt. 10c.

**SALVIA**

**SPLENDENS BONFIRE**—Well known, compact, free blooming variety, with dense, flaming scarlet spikes. Pkt. 10c.

**SPLENDENS GRANDIFLORA**—A rich scarlet flower. Pkt. 10c.

**SALVIA PATENS**—Handsome, tender perennial, with erect spikes of rich blue flowers. Pkt. 25c.



SCABIOSA

**SCABIOSA**

(An Old Favorite, Greatly Improved)

In recent years Scabiosas have become very popular on account of the great improvement over the old-fashioned type. Not only are the colors finer, but the flowers are much larger. Sow seed in the ground in March where they are to remain, and thin out to about 10 inches apart. As a cut flower they will last in water a week or more.

**Grandiflora Pure White**—Pkt. 10c.

**Grandiflora Double Rose**—Pkt. 10c.

**Grandiflora Double Lilac**—Pkt. 10c.

**Grandiflora Double Cherry Red**—Pkt. 10c.

**Grandiflora Double Black Purple**—Pkt. 10c.

**Grandiflora All Colors Mixed**—Pkt. 10c.

**AZURE FAIRY**—A very lovely, rich pale blue. Pkt. 10c.

**CAUCASICA**—Handsome, hardy perennial, height about 2 feet; flower delicate lavender blue. Pkt. 10c.

**SUNFLOWER**

(Helianthus)

Stately decorative plants with great masses of yellow flowers. Sow seed in the open ground and thin out the plants to stand about 3 feet apart. Sow in March.

**STELLA**—Handsome, large single yellow flowers. Pkt. 10c.

**DOUBLE CALIFORNIA**—Dark yellow; attractive. Pkt. 10c.

**SINGLE GIANT RUSSIAN**—Pkt. 10c.

**SWEET WILLIAM**

(Dianthus Barbatus)

A well-known garden favorite; attractive; free flowering perennial; effective for beds or borders. Sow in early spring or September and October.

**SINGLE**—All colors mixed. Pkt. 10c.

**DOUBLE**—All colors mixed. Pkt. 10c.

**SWEET WILLIAM (Sutton's Scarlet or Scarlet Beauty)**—A grand selection from Pink Beauty, of vivid scarlet color. Pkt. 10c.

**SCHIZANTHUS**

**SCHIZANTHUS**—Hardy annuals, growing one and one-half to two feet high and covered with bright, showy, butterfly-like blossoms. Large flowering. Mixed. Pkt. 10c.

**WISETONENSIS**—This variety is remarkably free-flowering, and presents a beautiful appearance with its myriads of blooms, the ground color of which is white, dotted with delicate rose. Pkt. 25c.

**STOCKS**

(Gillyflowers)

One of our most desirable annuals, either for pots or bedding. The plants have good habits, fine leaves, beautiful and fragrant flowers, in all refined colors. They are unsurpassed for profusion and duration of bloom. Start the seed in February or March, or September and October.

**DWARF DOUBLE TEN WEEKS**—Large flowering, long spikes, mixed colors. Pkt. 10c.





GIANT NICE STOCKS

**GIANT PERFECTION**—Tall, handsome spikes, large flowers, rose-like, mixed colors. Pkt. 10c.

**BROMPTON STOCKS**—Hardy biennials; sown in early spring, will flower in fall and all through the winter; mixed colors. Pkt. 10c.

**GIANT NICE ALMOND BLOSSOM**—White, shaded carmine. Pkt. 15c.

**GIANT NICE QUEEN ALEXANDRA**—Rosy lilac. Pkt. 25c.

**GIANT NICE BEAUTY**—Delicate flesh pink. Pkt. 10c.

**GIANT NICE CRIMSON KING**—Very beautiful. Pkt. 15c.

**PRINCESS ALICE**—Pure white. Pkt. 10c.

## MAMMOTH VERBENA

A carefully selected and improved fine strain of Verbenas. The trusses and individual flowers are of the largest size, brilliant colors, free blooming and of vigorous habit. For best results sow seed early in pots or boxes and transplant in beds in April or May. Single plants of this pretty annual will carpet a space 3 feet in diameter with neat foliage and scores of fine flower umbels. Plants bloom from early summer to late fall.



MAMMOTH VERBENA

**MAMMOTH SCARLET**—Pkt. 10c.

**MAMMOTH PURPLE**—Pkt. 10c.

**MAMMOTH PINK**—Pkt. 10c.

**MAMMOTH WHITE**—Pkt. 10c.

**MAMMOTH MIXED COLORS**—Pkt. 10c.

## ZINNIA

(Youth and Old Age)

Zinnias are one of the easiest grown and most showy garden annuals. Few flowers are so easily grown from seed sown in the open ground, or bloom so abundantly and continuously through the entire season as this hardy annual. Sow seed in open ground in spring.

### TALL ROBUSTA ZINNIAS—

Crimson  
Flesh  
Pink

Yellow  
Mixed  
Packet 15c.

## WALLFLOWER

Wallflowers should be better known. Their adaptability for pot culture and outdoor bedding and their peculiarly sweet odor, should win favor. They are easily grown, and last long as cut-flowers.

**SINGLE BLOOD RED**—Pkt. 10c.

**SINGLE MIXED**—Pkt. 10c.

**DOUBLE MIXED**—Pkt. 10c.



ZINNIA, TALL ROBUSTA GRANDIFLORA  
These Bear Flowers from 4 to 5 Inches in Diameter



## SPENCER SWEET PEAS


Plant any time from August 15th to December 1st for very early flowers. The first spring planting should be made about January 15th.

Sweet peas will grow and bloom in a variety of soils and locations, but prefer a moderately rich and thoroughly manured soil that is well drained and preferably an east or southern exposure.

We offer the following high grade varieties of Spencer Sweet Peas as follows:

	Pkt.	Oz.
Afterglow, reddish mauve, violet wings.....	\$ .10	\$ .50
Apple Blossom, rose and pink.....	.10	.40
Asta Ohn, lavender, suffused mauve.....	.10	.40
Aurora, cream white, flaked orange salmon.....	.10	.40
Barbara, fine salmon .....	.10	.50
Bertram Deal, rosy mauve .....	.10	.40
Clara Curtis, primrose .....	.10	.40
Countess, rose pink .....	.10	.40

Elfrida Pearson, large pale pink .....	.10	.40
Helen Lewis, standard orange, wings salmon.....	.10	.40
Fiery Cross, fiery reddish orange.....½-oz., 50c		
Helen Pierce, white marbled blue.....	.10	.40
Illuminator, salmon orange overlaid cerise pink.....	.10	.40
Jessie Cuthbertson .....	.10	.40
King Edward, crimson scarlet .....	.10	.40
King White, largest giant white.....	.10	.40
Lord Nelson, dark navy blue.....	.10	.40
Lovely, delicate rose and flesh.....	.10	.40
Margaret Atlee, large buff pink.....	.10	.40
Margaret Madison, azure blue .....	.10	.40
Masterpiece, lavender suffused mauve .....	.10	.40
Mrs. Breadmore, cream edged terra cotta pink.....	.10	.40
Mrs. Cuthbertson, standard rose pink, wings pure white .....	.10	.40
Mrs. Routzahn, apricot suffused pink.....	.10	.40
Special Silver Gilt Rainbow Mixture.....	.10	.35



SPENCER SWEET PEAS

## CLIMBERS FROM SEED

	Pkt.
Australian Pea Vine .....	\$ .10
Beans, Scarlet Runners .....	.10
Balloon Vine .....	.10
Canary Bird, flower yellow .....	.10
Cypress Vine .....	.10
Cobea Scandens, blue .....	.10
Hyacinth Beans .....	.10
Kenilworth Ivy .....	.10
Kudzu Vine, rapid climber .....	.10
Morning Glory, splendid mixture .....	.10
Morning Glory, Imperial Giant Japanese mixed.....	.10
Moon Flower, Heavenly blue.....	.10
Moon Flower, Bona Nox, pure white, opens in the evening .....	.10

	Pkt.
Setosa, Brazilian Morning Glory .....	.10
Momordica, Balsam Apple .....	.10
Momordica, Balsam Pear .....	\$ .10
Nasturtium, Tall, all colors mixed.....	.10
Nasturtium, Ivy leaved mixed.....	.10

Ornamental Gourds—Any of the following 10c per pkt.:

Chinese Dipper	Turks Turban
Sugar Trough	Powder Horn
Nest Egg	Lemon or Orange
Gooseberry	Good Mixture, all sorts
Bottle	Calabash

Perennial Sweet Peas, Mixed.....	10c pkt.
----------------------------------	----------



## HORTICULTURAL TOOLS AND SUPPLIES

All tools and supplies (except liquids and poisons) may be sent by parcel post at zone rates. Prices do not include postage.

**GARDEN STAKES**—Heavy, square, painted green. White tipped, made of redwood and impossible to rot. Per dozen, 3 feet, \$1.10; 4 feet, \$1.35; 5 feet, \$1.60; 6 feet, \$2.00; 7 feet, \$2.60; 8 feet, \$4.80; 9 feet, 65c each.

**GARDEN STAKES**—Heavy round, painted green, pointed. 3 feet, \$1.00 per dozen; 4 feet, \$1.40 per dozen; 5 feet, \$1.60 per dozen; 6 feet, \$2.00 per dozen.

**CORN PLANTER (Hand)**—Each, \$1.50.

**DIBBLES**—Iron Handle (weight 1 lb.). Each, 50c.

**DIBBLES**—Wood handle (weight 1 lb.). Each, 55c.

### HOSE AND HOSE ACCESSORIES

**MOULDED HOSE**—Best grade of pliable pure rubber hose made. Made by the new moulded process which makes a stronger, tougher, more durable hose. This is not the same kind you can buy everywhere, because it will last. ½-inch, in 25-ft. lengths, at 18c (weight 25 ft., 9 lbs.); in 50-ft., at 17c. ¾-inch, in 25 ft., at 20c (weight 25 ft., 12 lbs.); in 50 ft., at 19c per ft.

**HOSE CLAMPS**—Sherman. Tighten with nut and screw. Use with hose couplings. ½-inch and ¾-inch, 10c each, \$1.00 dozen. (Weight 10 ozs.) 1-inch, 15c.

**HOSE COUPLINGS**—Brass (weight 5 ozs.), 30c per pair. Clincher; requires no hose clamp (weight 4 ozs.), 50c per pair.

**HOSE MENDER**—The "Cooper" Brass. Made of thin brass tubing; will not rust or wear out; scarcely decreases the flow of water. For ½-in. or ¾-in. hose, price 20c each. For 1-in. hose, 30c each.

**HOSE MENDER**—"Clincher." Either ½-in. or ¾-in. The best, 15c each, \$1.35 per dozen (weight 1 doz., 1¼ lbs.).

### HOSE NOZZLES

**BRASS ROSE**—For spraying either greenhouse or garden (weight 5 ozs.). Each, 60c.

**GIBBS TYPE**—Adjustable coarse or fine spray (weight 8 ozs.), 85c.

**OAKLAND NOZZLE**—Makes a good flat spray (weight 6 ozs.), 60c.

**ROSS**—Makes a sprinkle stream for hand work. Each, 90c.

**GOPHER GUN, NEVERFAIL**—Explodes a blank cartridge which tears the gopher to pieces. (Weight, 10 ozs.) Each, \$2.50.

**GRASS HOOKS OR SICKLES**—English make, rough finished. Each, 60c.

**GRASS SHEARS** or Sheep Shears, according to grade (weight 10 and 12 ozs.) Per pair, \$1.25.

**HEDGE SHEARS**—Per pair, \$3.75.

### WOODEN LABELS

For trees, pots and gardens.

		Painted	
	Wt.	Per	Per
	lbs.	100	1000
3½-in. copper wire Tree Labels.....	4¼ m	\$ .40	\$3.10
4-in. Pot Labels .....	3¼ m	.25	2.25
5-in. Pot Labels .....	4 m	.30	2.90
6-in. Pot Labels .....	4½ m	.35	3.40

**RAFFIA**—Largely used by nurserymen and others and considered the best and cheapest material for tying known. Lb. 50c; in 10-lb. lots, 45c per lb.

In bale lots (224 lbs.) write for special Eastern prices.

**MOSS**—Selected Oregon. Lb. 15c.

**GRAFTING WAX**—¼-lb., 15c; ½-lb., 25c; lb., 40c.

**TROWELS**—Welded steel shank; weight, 10 ozs.; 6-inch, 85c each. Riveted Shank, weight, 8 ozs., 35c each.

**RUBBER PLANT SPRINKLERS**—For indoor watering, straight neck, metal top; (weight 9 ozs.), \$1.25 each.

## GOPHER AND MOLE TRAPS

**ROY GOPHER TRAP**—A sure catcher, 25c each.

**GOPHER TRAP, "IDEAL"**—Catches them in a cage. 50c each.


**GOPHER TRAP, "McABEE"**—Without doubt the best gopher trap made; never fails to catch them; weight 3 oz. 30c each.

**GATES BOXTRAP**—For sandy soils. 35c each.

**MOLE TRAP, "REDDICK"**—No mole can pass under this trap and live; weight 2¾ lbs. \$1.00 each.

## BABY GRAND LAWN MOWER

An attractive, light weight, ball-bearing mower. Suitable for owners of small lawns. Accurately fitted; strongly made and has full screw adjustment. Ball-bearing parts are auto-



LAWN MOWER

matically adjusted. All material is first-class. Cones are of tool steel, tempered glass hard. Four cutting blades of high quality knife steel ground under water.

Drive wheels, 8 inches; reel, 5½ inches diameter. Finish, aluminum and gold; decorations, blue.

Size, inches ..... 10 12 14 16  
Each ..... \$12.50 \$13.00 \$13.50 \$14.00

**"TWIN" SPRINKLER**—Made of zinc metal and cannot rust.

Will cover the lawn evenly for 16 foot radius. Very popular; weight, 10 oz. Each, 50c; per doz., \$5.00.

**WILGUS No. 1**—(Weight 12 oz.) Each, 55c.

**WILGUS No. 2**—(Weight 10 oz.) Each, 75c.

## HAND PRUNING SHEARS

**EXTRA HEAVY HENCKLES PROFESSIONAL**—The very best pruning shear with leaf springs (weight 1½ lbs.). 8-inch, per pair, \$4.00.

**9-inch HEAVY SHEAR**—Rough finished, nut bearing. Per pair, \$1.50.

**8½-inch RIESER PATTERN**—(Weight 1 lb.) An extra fine shear of the best steel. Per pair, \$3.50.

**LADIES' SMALL NICKEL**—(Weight 5 oz.) 6-inch. Per pair, \$1.25.

## ORCHARD PRUNING SHEARS

**EXTRA HEAVY PRUNING SHEARS**—Made in the Cart-right pattern, forged from high-grade tool steel and finely tempered. This is a much better shear than can be purchased at most stores. Per pair, 26-inch handles or 30-inch handles (weight 3¼ lbs.), \$3.75.

## SEED SOWER

**CAHOON STYLE**—Blocki broadcast seeder. Each, \$7.00.

### TREE PROTECTORS

These are strips of thin wood, 7 inches wide, affording a perfect and necessary protection against sunburn and pests. Wet these before using to prevent cracking. 12-inch (weight about 8 lbs.). Per 100, \$1.25; per 1000, \$9.50.

**YUCCA FIBRE**—A perfect protection for young trees against rabbits, grasshoppers, sunburn, frost, etc. The usual size is 7 inches wide and of various lengths. Will not crack or break.

12-inch (weight 8½ lbs.); \$1.30 per 100; \$11.50 per 1000.

14-inch (weight 10 lbs.); \$1.35 per 100; \$12.50 per 1000.

16-inch (weight 11 lbs.); \$1.50 per 100; \$14.00 per 1000.

18-inch (weight 12 lbs.); \$1.70 per 100; \$15.50 per 1000.

24-inch (weight 19 lbs.); \$2.00 per 100; \$18.50 per 1000.

**WATERING POT**—8-quart, galvanized. \$1.50 each.

### STANDARD SPRAY PUMP


As used with bucket, Knapsack, tank or barrel for spraying orchards, gardens, vineyards, white-washing, disinfecting chicken houses, killing vermin on stock. "The best and most powerful piece of low-priced spraying apparatus on the market today." Price, \$5.50.

### "BABY" FOUNTAIN LAWN SPRINKLER



Made entirely of brass, handsomely buffed and polished. The "Baby" Fountain has rivaled the popularity of the "Ring" Fountain. Price, 60c.

### THE GENUINE FOUNTAIN LAWN SPRINKLER

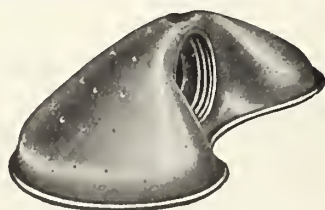


Made of brass, handsomely buffed and polished. No moving parts, nothing to get out of order, cannot rust. May be moved about the lawn by means of the hose without shutting off the water. Price, \$1.25.

### THE FOUNTAIN "SHOWER"

A neatly finished all brass hose nozzle or "rose" for use either in the hand for sprinkling flowers or lawn or as a lawn sprinkler by laying it upon something to elevate it slightly. Price, 35c.

### THE "HALF-CIRCLE" FOUNTAIN



An efficient lawn sprinkler 4½ inches long, of unique and attractive design, made of brass and nicely finished. Delivers a "Mist-Like" Spray that thoroughly covers but half of the full circle. Price, 50 cents.

## PLANET JR. CULTIVATORS

Prices on Application. Special Catalog Mailed on Request.

**No. 25 COMBINED SEEDER AND SINGLE WHEEL HOE** is valuable for gardeners who have enough acreage for a double-wheel hoe to be used, and yet prefer not to buy seeders and wheel hoes separately; also for onion growers and for the large family garden where both a single and double-wheel hoe can be used to advantage. The hopper holds four pounds of onion seed.

As a seeder it is practically the same as the Planet Jr. No. 4. It sows in drills or drops in hills, 4, 6, 8, 12 or 24 inches apart; has the same feed, hill-dropping mechanism and automatic device for stopping the feed, and also a capital seed index.

Holds 2½ quarts. Weight, complete, 61 lbs. It combines in a most practical way the Planet Jr. No. 4 Drill and No. 12 Double and Single Wheel Hoe. Equipment: One pair of 6-inch hoes; four cultivator teeth; one pair plows; two leaf guards; one marker. All oil tempered.

It is thoroughly substantial and accurate in planting. Its simplicity, both as a seeder and as a wheel hoe, makes the combination thoroughly satisfactory.




PLANET JR.

### SINGLE WHEEL HOES, PLANET JR.

Single wheel hoes are lighter than the double and do almost the same variety of work. They are used mostly between the rows, yet by mounting the wheel on the other side of the arm, Planet Jr. Single Wheel Hoes can be used to hoe both sides at once while the plants are small—the most important time.

Nos. 16, 17, 17½, 18, 39, 39½ wheels, frames and handles are alike.

We offer these single-wheel hoes as the highest type of their class. They have many attachments which adapt them to a large variety of work, and there is scarcely any garden culture of which they are not capable.



PLANET JR.

### PLANET JR. No. 12

The No. 12 is the most popular Double Wheel Hoe we make. It can be used by man, woman or boy. It is identical with No. 11 except that the 4½-inch hoes and the rakes are omitted from the equipment, and it is sold at a correspond-



ingly less price. The attachments with it are what gardeners use most, and the short hoes, rakes, and any of the attachments can be added at any time. You'll be astonished how easy it is to save time, labor, money, and get bigger crops if you use it.

We also carry a complete line of Farming Implements, Feed Cutters, Mills, etc.; if interested write for prices. (See page 38.)

## INSECT DESTROYERS

Insecticides are best applied as a spray, the more force the greater the effective results. Keep the bugs from once getting a start. Spray early for best results.

The following cannot be sent by mail, except where noted, but must go by express or freight. Poisons are not mailable.

**APHINE**—A carefully prepared insecticide against all plant lice or aphids, and all sucking insects; white fly, red spider, etc.  $\frac{1}{4}$ -pint can, 30c;  $\frac{1}{2}$ -pint, 50c; 1 pint, 80c; 1 quart, \$1.25; 1 gallon, \$3.00.

**APHIS PUNK**—For fumigating, makes a killing tobacco smoke. Can of 12 sheets (weight 1 lb.), 60c.

**ARSENATE OF LEAD**—Dry powdered. A dry, very finely powdered arsenate of lead which may be dusted or sprayed. Only one-quarter as much required as of the paste form. Use 2 or 3 lbs. per 100 gallons water. Does not burn the leaves.  $\frac{1}{2}$ -lb. 40c; 1 lb., 80c. Special prices quoted on 50 and 100 lb. lots.

**ATOMIC SULPHUR**—Finely ground sulphur in water. The best article to spray to kill the red spider. 2-lb. bottle, 50c; 25 lbs., \$2.90; 100 lbs., \$9.00. Get prices on larger quantities.

**"BLACK LEAF 40"** Tobacco Extract is the strongest extract of tobacco made, being 40 per cent pure nicotine. "Black Leaf 40" is non-volatile, so that the full strength is available. Is most valuable as a spray on trees and bushes against aphids and thrip. Dilute 1 to 500, and use with 1 lb. whale oil soap to 50 gal. 10-lb. can, \$13.75; 2-lb. can, \$3.25; small tin, \$1.00; 1-oz. bottle, 25c.

**BORDEAUX MIXTURE**—The best and most generally used spray for blight, mildew, curled leaf, pear scab, etc. All prepared and ready for use. Use 4 to 6 lbs. to 50 gallons of water. 1 lb., 50c.

**BYRNE'S PLANT TONIC AND INSECTICIDE**—This kills insects and saves your plants. It kills aphids, red spider, mealy bug, plant lice, sow bugs, some scales and other pests. Makes the plants flourish. Exceptionally effective. Dilute and use 1 to 750. Don't take anybody's word. Try it yourself. Byrne's P. T. & I., 16-oz. bottle, \$2.00; 52-oz. bottle, \$3.50.

**FISH OIL SOAP**—Much of the whale oil soap, so-called, is really fish oil soap, now properly labeled. Mild scalecide and insecticide may be used on palms and ferns. Postage additional. Cakes of about 1 lb., 20c.

**GOPHER BOMBS**—These emit suffocating fumes when lighted in an enclosed room. Sometimes the only way to get Mr. Gopher. Per 12, 40c.

**GRAPE DUST**—A non-poisonous powder for the remedy and control of mildew and rot on grapes, roses, etc. 1-lb. cartons, 30c; 5-lb. packages, 85c.

**KEROSENE EMULSION**—Ready for use; will kill scale, green lice and other pests that suck; makes 25 gallons of spray. 1-quart can, 45c; 1-gallon cans, \$1.25.

**DRY LIME SULPHUR**—Apply to trees when leaves are off, 1 to 10 for San Jose scale. As a summer spray, 1 to 33 against red spider, etc. Directions on can. 1-lb. can, 45c.

**NICO-FUME LIQUID**—Contains 40 per cent nicotine. Place a hot iron in  $1\frac{1}{2}$  pints of water to which a scant tablespoonful of Nico-Fume has been added. This will kill greenhouse pests over 600 square feet. Useful also to spray against aphids. 4-lb. can, \$8.50.

**PARIS GREEN**—Pure, poisonous. Kills caterpillars, and all bugs which chew the leaves.  $\frac{1}{2}$ -lb., 40c; 1-lb., 75c.

**SLUG-SHOT**—Destroys all insects injurious to house and garden plants, vegetables, and fruits of all kinds—slugs, caterpillars, etc., also poultry lice; as effective as Paris Green without the danger from poison. Mailable. 5-lb. package, 70c.

**ZENO**—Miscible oil spray for orchard spraying. Gallon, \$1.50.

**QUA-SUL**—For mildew, rust, blight, etc. Send for circular. Trial size, 25c; quart, \$1.00. Dilute in water 1 to 200 parts.

**SULPHO TOBACCO SOAP**—(Mailable.) A wonderful insect and bug exterminator. 3-oz. cake (makes  $1\frac{1}{2}$  gallons prepared solution), 10c; 8-oz. cake (makes 4 gallons prepared solution), 20c.

**SULPHUR**—Kills mildew when the temperature is over 85 degrees. Kills the red spider. Lb., 15c; 3 lbs., 30c; 100 lbs., write for prices.

**TOBACCO DUST**—The most economical form to use tobacco as an insecticide; fatal to green and black fly and similar garden pests, by simply dusting over the plants. Lb., 15c; 10 lbs., \$1.00; 100 lbs., \$6.75.

**TOBACCO STEMS**—In bales of about 50 lbs. at 4c per lb.

**MAGOTITE**—Destroys worms, maggots and grubs. 2 lbs., 35c; by mail, 45c.



## FERTILIZERS AND SOIL HELPERS

Not Postpaid

**VITAMITE**—The wonder bacteria applicable to all plant life. Send for circular. Trial size, 50c. Acre size, \$2.50.

**BONE MEAL**—An excellent fertilizer, moderately strong. 5 lbs., 40c. (In sack lots), per 100 lbs., \$4.50.

**NITRATE OF SODA**—Dissolve when using, and use very sparingly; is very strong and apt to burn. 3 lbs., 25c; 100 lbs., \$7.00.

**SHEEP MANURE**—Very mild, excellent for putting into potting soil, as it helps the texture and increases the fertility. Good for all plants, even the most tender. 10 lbs., 50c; per sack 100 lbs., \$3.00.

**GOLD BEAR FERTILIZER**—Will build up all plant life. Contains just the food elements needed and in the right proportion. No odor. Quick results. 10-lb. pkg., 75c; 25-lb. sack, \$1.50; 100 lbs., \$3.50.

**PLANT TABLETS**—A 25c package sufficient for 35 plants for three months. This certainly makes plants grow splendidly and bloom profusely. 25c. (Weight, 2 oz.).

## SPRAYERS

### KNAPSACK SPRAYER

Compressed Air Type



No. 10, Galvanized Tank. No. 15, Brass Tank.


This type of sprayer is the most popular for all general work requiring a sprayer. It is adapted for spraying, white-washing, disinfecting, for the application of glue sizing, etc. The No. 10 tank is made of galvanized steel, the No. 15 of brass. Size, 7¼ by 20 inches; capacity, 3½ gallons. Side seam closely riveted and all joints well soldered and tested. Pump cylinder made of brass with bronze ball check valve, which will not deteriorate like rubber; hose, ½-inch, 5-ply, attached to tank by means of a standard hose connection of brass. Filling cap of ample size, easily removed without use of a wrench. Angle nozzle, automatic shut-off type, made of brass, our own design with extension feature, patented, equipped with strainer, fine, medium and coarse discs.

Packed one in a box. Shipping weight, 10 pounds.

No. 10, Galvanized .....\$ 8.00

No. 15, Brass ..... 12.50

### HAND SPRAYERS



No. 25. 1-Quart Glass Jar

Adapted for small gardens, plants, flowers, disinfecting, etc. Pump cylinders are 1¾ by 14½ inches in size. Packed separately in boxes which prevents breakage. Price, \$1.25.

### TIN SPRAYERS



No. 125. 1-Pint, 40c.


### UTILITY POWDER DUSTER No. 170

A rotary blower that handles perfectly sulphur, tobacco dust, etc. Price, \$10.50 each, with extensions.



No. 35. 3-Quart Galvanized Tank

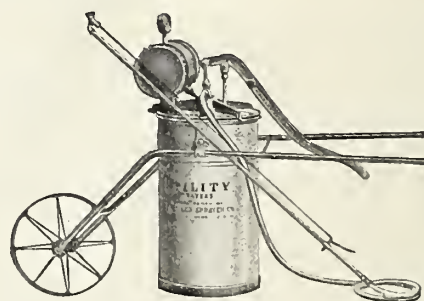
Made of galvanized steel; tank 5½ by 6 inches long; all seams soldered. Large filling hole. For general spraying it has no equal. Throws forceful and wide spray. \$1.25 each.



No. 130

Made of best quality heavy tin. Large filling hole with cork lined cap. Discharge tube protected by shield. 1-quart, 75 cents each.

### UTILITY PORTABLE SPRAYERS



No. 85-A

For size and construction, this outfit is the same as our Nos. 40 and 40-A, with the exception of the air pressure tank and the cart.


When tank is mounted, as shown below, it is easily moved about by one hand, which leaves the other free for directing the spray. The steel frame is but 18 inches wide, permitting its use in greenhouses and other places where the passageways are narrow.

The air pressure tank, which is securely mounted on the spider pump casting, is so constructed that a sufficient pressure may be attained and considerable spraying done with one pumping. Tank is supplied with pressure gauge and drain plug.

These outfits are not only adapted for spraying, but for heavy disinfectants, whitewash, cold water paints, kalsomine and other mixtures of similar nature.

No. 85-A, as shown. Weight crated, 110 lbs.....\$42.65



**ONE-WHEEL PORTABLE**

No. 40

A very useful and convenient outfit where the nature of the work necessitates the moving about of a large amount of liquid. Tank, 18-gallon capacity, made of heavy galvanized iron, reinforced at top and bottom.

No. 40 .....\$39.00

**POULTRY SUPPLIES****BUCKEYE INCUBATORS**

The world's best incubator. Automatic regulation. Hot water heating system.

No. 14. 65 eggs .....\$19.75  
No. 16. 110 eggs ..... 33.75  
No. 17. 210 eggs ..... 46.00

Prices of larger sizes on application.

**BUCKEYE BROODERS**

Round Metal Type

No. 20. 60 chicks .....\$14.00  
No. 21. 100 chicks ..... 17.75  
No. 22. 150 chicks ..... 22.25

We also carry Jubilee and Petaluma Incubators and Brooders. Prices on application.

**LEG BANDS FOR POULTRY**

Celluloid Rings in All Colors

Leghorn and larger sizes, 15c doz., \$1.00 per 100, \$7.50 per 1000.

Pigeon and baby chick sizes, 10c doz., 75c per 100, \$6.00 per 1000.

Aluminum adjustable bands numbered 1 to 100. \$1.00 per 100.

**THERMOMETERS**

Brooder, each .....\$ .85  
Incubator, each ..... 1.00  
Greenhouse, each ..... .45c  
Mushroom Bed, each ..... 1.25

**CARBONA LIQUID FIRE EXTINGUISHERS**

For Brooder and Incubator Houses, each.....\$1.50

**POULTRY BOOK**

"Call of the Hen," by Walter Hogan.....\$2.00 postpaid

**POULTRY REMEDIES**

**DR. HESS POULTRY PANACEA**—The great poultry tonic. 1½-lb. pkg., 30c; 3-lb. pkg., 60c; 7-lb. pkg., \$1.25; 25-lb. pail, \$3.50.

**DR. HESS INSTANT LOUSE KILLER**—1-lb. pkg., 30c; 2½-lb. pkg., 75c.

**DR. HESS ROUP REMEDY**, 30c.

**DR. HESS DIP AND DISINFECTANT**—Qt., 75c; ½-gal., \$1.50; 1-gal., \$2.50.

**CONKEY'S REMEDIES**

Roup Remedy .....\$ .30  
Gapes Remedy ..... .30  
Poultry Worm ..... .30  
White Diarrhea ..... .30  
Cholera ..... .30  
Head Lice Ointment, small size, 15c; large size..... .30

**DR. LE GEARS REMEDIES**

Dr. Le Gears Poultry Prescription.....30c, 60c \$1.25  
Dr. Le Gears Lice Powder ..... .30  
Dr. Le Gears Roup Remedy ..... .25  
Dr. Le Gears Cholera Remedy ..... .25  
Dr. Le Gears Dip and Disinfectant, qt., 75c; gal..... 2.00

**DRINKING FOUNTAINS**

	Each
Star—Fits any Mason Jar.....	\$ .15
Baby Chick Feeders .....	40c, 50c .70
Galvanized Drinking and Feeding Fountains.....	1.50
Rabbit Feeders .....	.25
Crockery Founts .....	35c, 50c, .75

**CARYIZED STOCK TONIC BRICK**

Each .....\$ .35  
**CHARCOAL**—7c per lb.; 50-lb sack, \$2.75.  
**GRIT**—3c per lb.; \$1.25 per 100 lbs.  
**OYSTER SHELL**—3c per lb.; \$2.00 per 100 lbs.  
**GROUND BONE**—10c per lb.; \$4.50 per 100 lbs.

**BIRD SEEDS**

	Per lb.
Imported Canary .....	\$ .15
Imported Essex Rape .....	.20
Hemp .....	.10
Millet .....	.10
Common Rape .....	.10
Mixed Bird Seed .....	.10
Bird Sand .....	.02
Sunflower Seed .....	.15

**POULTRY HOUSE SPRAYERS**—See Page 36.

**CARBOLA**

The greatest disinfecting white wash paint. An insecticide and germicide for poultry houses, barns, etc. Trial package, 35c; 5 lbs., 80c; 10 lbs., \$1.25; 50 lbs., \$6.50; 300-lb. barrel, \$33.00.

**FEED CUTTERS AND MILLS**—See Page 38.

## FARM IMPLEMENTS

We handle a complete line of Agricultural implements and are in a position to quote lowest prices on high grade goods. If in the market write or call at our store for prices. Prices subject to change.

### SOUTH BEND PLOWS

General Purpose Wood Beam

7-inch .....	\$24.00
8-inch .....	26.00
9-inch .....	29.00
10-inch .....	32.00
12-inch .....	37.50
Furnished with extra share.	

### PONY PLOW, WOOD BEAM

7-inch .....	\$ 9.50
8-inch .....	10.50
10-inch .....	15.50

### PONY STEEL BEAM

7-inch .....	\$13.75
Furnished with extra share.	

### STANDARD GARDEN CULTIVATORS AND SEEDERS

Combined Seeder, Cultivator, Plow, etc., No. 9S.....	\$21.50
Standard Hill and Drill Seeder Only, No. 11S.....	16.00
Large Wheel Plow, Cultivator, Hoe and Rake, No. 20S .....	6.50

### NEW ROSS CLOVER CUTTER


Cuts perfectly Clover, Alfalfa, Vegetable Tops, green or dry. Length of cut 1/16-inch. Weight, 60 lbs.

Price .....\$25.65

### BANNER ROOT CUTTER

Cuts Beet, Carrot, Turnip and other roots in ribbon-like strips. Weight, 44 lbs.

Price .....\$9.40



### JUNIOR RECUTTING MILL—Double Cutting—No Grinding

Weight 525 lbs.

Capacity 600 to 900 lbs. Meal per hour.

Price \$210.00.

### SOUTH BEND CULTIVATORS

5-tooth with lever .....	\$13.00
7-tooth with lever .....	15.00

### CALIFORNIA GIANT CULTIVATOR

9-tooth plain .....	\$19.00
9-tooth with wheel .....	20.40

### HARROWS

14-tooth with lever .....	\$12.00
Peg Harrows, 25-tooth .....	17.60
Peg Harrows, 50-tooth .....	39.00
Peg Harrows, 75-tooth .....	62.00
Peg Harrows, 100-tooth .....	82.00

### WOODS SPRING TOOTH HARROW

9-tooth with handles .....	\$32.00
12-tooth with handles .....	37.50

### DRY BONE MILLS

Wilson's Poulterer

Grinds bones, oyster shells, grit, charcoal and all sorts of grain. Weight, 35 lbs.

Price .....\$11.45

### MANN'S GREEN BONE CUTTER

No. 5 C with Crank Handle .....	\$17.25
No. 5 B with Fly Wheel .....	23.95

### ARCADE GRIST MILL

Grinds all sorts of grain from consistency of finest flour to cracked corn. Fits on table.

Complete .....\$4.75

### CIDER MILLS

Hocking Valley Cider Mills and Grape Presses  
Made in four sizes. Write for prices.



## VEGETABLES FOR THE HOME GARDEN

### Sowing and Thinning in Open Ground

If you know your seeds to be good, it is a great mistake to sow thickly, as it necessitates heavy thinning, which might have been avoided. It is a great mistake to allow vegetable plants to crowd one another, and if you want a first-class crop you must thin out the plants in the earlier stages of their growth. You will have a larger return from a given extent of land by so doing.

Sow just before or after rain, if possible. Before sowing a crop always dig over the soil; thoroughly manure it, if required, and then reduce it to a fine tilth. Always sow in rows in preference to broadcast, as the former method has many advantages. Avoid deep sowing; a slight covering is enough for small seeds. Half-an-inch covering for turnip, lettuce, onion, radish, and such seed is quite enough; for beet one inch, and for peas about two inches.

## SOWING TABLE FOR THE GARDEN

### Quantity of Seed Usually Sown per Acre

Alfalfa .....	lbs. 20	Egyptian .....	lbs. 6	Milo Maize, drills .....	lbs. 10
Artichoke, Globe .....	oz. 1	Jerusalem .....	lbs. 6	Oats .....	lbs. 80
Artichoke, Jerusalem .....	lbs. 300	Kaffir .....	lbs. 10	Okra .....	lbs. 10
Asparagus .....	oz. 5	Kaffir, broadcast .....	lbs. 50	Onions, seed for dry bulbs .....	lbs. 4
Barley .....	lbs. 100	Cress .....	lbs. 5	Seed for sets .....	lbs. 50
Beans, Bush, drills .....	lbs. 80	Cucumber .....	lbs. 2	Sets .....	lbs. 250
Bush, Lima .....	lbs. 50	Egg Plant .....	oz. 4	Parsley .....	lbs. 6
Pole, hills .....	lbs. 40	Endive .....	lbs. 3	Parsnip .....	lbs. 8
Pole, Lima .....	lbs. 40	Flax for Seed .....	lbs. 30	Peanuts .....	lbs. 22
Beet, Table .....	lbs. 6	Flax for Fiber .....	lbs. 50	Peas, drills .....	lbs. 90
Stock .....	lbs. 8	Grass, Bermuda .....	lbs. 8	Broadcast .....	lbs. 150
Sugar .....	lbs. 12	Brome .....	lbs. 40	Pepper .....	oz. 8
Broom Corn, drills .....	lbs. 12	Crested Dogtail .....	lbs. 25	Potatoes, cut tubers .....	lbs. 600
Broccoli .....	oz. 6	Ky. Blue pasture .....	lbs. 50	Sweet .....	plants 8000
Brussels Sprouts .....	oz. 8	Ky. Blue for lawns .....	lbs. 150	Pumpkin .....	lbs. 3
Buckwheat, broadcast .....	lbs. 48	Orchard .....	lbs. 40	Radish .....	lbs. 12
Cabbage, early .....	oz. 8	Rye, Peren, pasture .....	lbs. 40	Rhubarb .....	oz. 4
Late .....	oz. 8	Rye, Peren, lawns .....	lbs. 75	Rye .....	lbs. 100
Carrot, table .....	lbs. 6	Rye, Italian .....	lbs. 30	Salsify .....	lbs. 10
Stock .....	lbs. 5	Red Top .....	lbs. 30	Sorghum for fodder .....	lbs. 150
Cauliflower .....	oz. 4	Timothy .....	lbs. 20	For Syrup .....	lbs. 10
Celery .....	oz. 4	Hungarian .....	lbs. 40	Spinach .....	lbs. 10
Clover, Alsike .....	lbs. 10	Mesquite .....	lbs. 35	Squash, bush vars .....	lbs. 4
Crimson .....	lbs. 15	Hemp .....	lbs. 50	Running .....	lbs. 3
Egyptian .....	lbs. 12	Kohl Rabi .....	lbs. 2	Tobacco .....	oz. 2
Japanese .....	lbs. 20	Leek .....	lbs. 4	Tomato .....	oz. 2
Red .....	lbs. 15	Lettuce .....	lbs. 3	Turnip, broadcast .....	lbs. 3
White .....	lbs. 15	Melon, Musk .....	lbs. 2	Drills .....	lbs. 2
Corn, Sweet .....	lbs. 14	Water .....	lbs. 4	Rutabaga .....	lbs. 3
Field .....	lbs. 10	Millet .....	lbs. 50	Vetches, broadcast .....	lbs. 50
For Fodder .....	lbs. 150	Pearl, drills .....	lbs. 6	Wheat .....	lbs. 100
		Pearl, broadcast .....	lbs. 30		

## ON ROTATION OF CROPS

### Cabbage, Cauliflower, Potatoes, Peas, Beans

To get the best results in the vegetable garden it is most necessary that different kinds of crops follow each other. Under no circumstances should Cabbage follow Cauliflower, or Carrots succeed Parsnips; each crop should be as dissimilar as possible from its predecessor; a spindle rooted crop should succeed a fibrous rooted crop or vice versa.

Land which has been planted in the spring with early Potatoes may be used with great success for an autumn crop of Cauliflower or Cabbage, especially if the Potatoes have been well fertilized with stable manure as they should be, when the manure is obtainable; if put on as thickly as one load to 240 square yards (12x20 yds.), it will not be too much

and good crops will result. Peas, Beans, Carrots, Parsnips may follow after the Cauliflowers or Cabbages are off, and would not require any more manure. Carrots, Parsnips or Beets should never be sown on freshly manured land, or they will grow mis-shapen and "forky." Cauliflowers, Cabbages or any others of the same family will follow well after Peas or root crops, providing the land is well manured for them; they are gross feeders and the more manure the better the crop.

If the garden is systematically worked in the rotation suggested, and regularly fertilized, good results should be attained.

# NUMBER OF TREES OR PLANTS TO AN ACRE

## Set at Regular Distances Apart

Distance apart	No. of Plants	Distance apart	No. of Plants	Distance apart	No. of Plants
3 by 4 inches.....	522,720	4½ by 4½ feet.....	2,150	14 by 14 feet.....	222
4 by 4 inches.....	392,040	5 by 1 feet.....	8,712	15 by 15 feet.....	193
6 by 6 inches.....	174,240	5 by 2 feet.....	4,356	16 by 16 feet.....	170
1 by 1 foot.....	43,560	5 by 3 feet.....	2,904	16½ by 16½ feet.....	160
1½ by 1½ feet.....	19,360	5 by 4 feet.....	2,178	17 by 17 feet.....	150
2 by 1 feet.....	21,780	5 by 5 feet.....	1,742	18 by 18 feet.....	134
2 by 2 feet.....	10,890	5½ by 5½ feet.....	1,440	19 by 19 feet.....	120
2½ by 2½ feet.....	6,960	6 by 6 feet.....	1,200	20 by 20 feet.....	108
3 by 1 feet.....	14,520	6½ by 6½ feet.....	1,031	25 by 25 feet.....	69
3 by 2 feet.....	7,260	7 by 7 feet.....	888	30 by 30 feet.....	48
3 by 3 feet.....	4,840	8 by 8 feet.....	680	33 by 33 feet.....	40
3¾ by 3½ feet.....	3,555	9 by 9 feet.....	537	40 by 40 feet.....	27
4 by 1 feet.....	10,890	10 by 10 feet.....	435	50 by 50 feet.....	17
4 by 2 feet.....	5,445	11 by 11 feet.....	360	60 by 60 feet.....	12
4 by 3 feet.....	3,630	12 by 12 feet.....	302	66 by 66 feet.....	10
4 by 4 feet.....	2,722	13 by 13 feet.....	257		

## DISTANCE FOR PLANTING

Standard Apples .....	25 to 30 feet apart each way	Peaches and Nectarines .....	20 to 24 feet apart each way
Standard Pears .....	20 to 24 " " " "	Apricots .....	24 to 30 " " " "
Strong-growing Cherries.....	20 to 24 " " " "	Grapes .....	7 to 10 " " " "
Duke and Morello		Currants and Gooseberries .....	4 by 6 feet
Cherries .....	18 to 20 " " " "	Raspberries and Blackberries.....	3 to 4 by 5 to 7 "
Standard Plums and		Strawberries for field culture.....	1 to 1½ by 4 to 5 "
Prunes .....	20 to 24 " " " "	Strawberries for garden culture.....	1 to 2 feet apart

## A FEW HINTS FOR THE AMATEUR GARDENER

The pleasure to be derived in the cultivation of flowers and vegetables is only known in its fullest extent by those who have watched every day's mysterious growth from the tiny seed leaf to the grand display of the full developed plant. To all such there must come now and again, in spite of good seed and careful management, unaccountable failure and disappointment. Experienced gardeners sometimes fail and try again with the same seed and succeed; so do not be disheartened by an occasional failure. Unfavorable seasons, insect enemies, and a host of adverse circumstances have to be contended with.

In making a selection of flowers, everyone will of course grow the beautiful Annuals and Perennials. A small collection will furnish plenty of flowers for cutting all the summer

—the Aster, Antirrhinum, Balsam, Dianthus, Delphinium, Pansy, Petunia, Phlox, Drummond, Portulaca, Salpiglossis, Stock, Verbena, and Double Zinnia, should be in every garden. For a low hedge nothing is better than the Sweet Pea and the tall Nasturtium. Then for fragrance there must be beds of Mignonette, Sweet Alyssum, Pinks, Picotees, and Carnations. For masses of color and ribbon borders there is a large choice—the Phlox Drummond is of many distinct colors, from white to purple, and so constant in bloom that it is one of the best for this purpose. Candytuft is small and neat, and useful for button-hole bouquets. A few Everlastings and Ornamental Grasses will come very useful about winter time. Then the Gladiolus is a king among tall summer flowers, as the Dahlia is queen of autumn; while Lilies are unsurpassed by any of Flora's treasures.

## FLOWER GARDEN

### What to Sow and When to Sow

**ANNUALS** are those plants that flower and mature their seed within a year after they are sown, and perish. This definition is in no way changed by the fact that many Annuals may be managed as Biennials, or, in other words, be sown in autumn for flowering early the following season.

**TENDER ANNUALS** are those that require heat, and will not vegetate in the open ground until settled warm weather.

**HALF-HARDY ANNUALS** are those that will bear a slight frost, and may be sown in the open ground a little earlier than the tender Annuals.

**HARDY ANNUALS** are usually those which require no artificial heat during any period of their growth—every stage of their existence, from the time of sowing the seeds to maturity, being passed in the open ground.

**BIENNIALS** are those plants that flower the second and sometimes the third year after the seed is sown, and then perish.

**PERENNIALS** are those plants that live and generate their species for several years successively.

**BIENNIALS AND PERENNIALS** are Tender, Half-Hardy and Hardy.

**TENDER BIENNIALS AND PERENNIALS**, or greenhouse plants, are those that require artificial heat to protect them from the frost.

**HALF-HARDY BIENNIALS AND PERENNIALS** are those that require a slight covering of straw or litter during the cold weather.

**HARDY BIENNIALS AND PERENNIALS** are those that will stand the coldest winter weather without protection.