

47/3

UNITARY WORK



CHARLES SLAGG, C.B.

148 H



SANITARY WORK

IN THE

SMALLER TOWNS AND IN VILLAGES.



Digitized by the Internet Archive
in 2014

<https://archive.org/details/b20393337>

147

SANITARY WORK

IN THE SMALLER TOWNS

AND

IN VILLAGES

BY
CHARLES SLAGG
ASSOC. M. INST. C. E.
AUTHOR OF "WATER ENGINEERING"

Third Edition, Enlarged




LONDON
CROSBY LOCKWOOD AND SON
7, STATIONERS' HALL COURT, LUDGATE HILL
1893

✓
- 13770787

LONDON:
BRADBURY, AGNEW, & CO. LD., PRINTERS, WHITEFRIARS.

M16304

WELLCOME INSTITUTE LIBRARY	
Coll.	welMOmec
Call No.	WA 670
	1893
	S 63s



PREFACE TO THE SECOND EDITION.

SANITARY work is, in the main, the same in rural as in urban districts, for, besides villages, the rural sanitary districts contain many small towns; and no line can be drawn through the category of nuisances which would wholly separate those of urban from those of rural districts. Nevertheless there are many things to be considered in the smaller towns and in villages which do not occur in large towns. In large towns some of the more common forms of nuisance have been got rid of, while the work to be done in those which remain is of greater magnitude; but in the smaller towns and in villages the things requiring attention are more numerous.

Each kind of work to be done in these is of equal importance with the same kind of work in large towns, although, perhaps because it is of less magnitude, it is often considered of less importance, and is often very badly done.

In the following pages I have offered no opinion upon what may or may not be injurious to health. My own remarks have reference only to those *constructive* works which the Medical Officers of Health approve as tending to prevent illness, and these I have considered in

every case with due regard to economy; but the economy I mean lies in not doing what is not necessary, and not in doing a thing cheaply. It is not economy at all to do in a poor and slovenly manner the kind of work here referred to; to use pipes, traps, or other appliances which are not well designed for their respective purposes, or which are not well manufactured and true in form; nor is it economy to employ workmen who do not understand the particular kind of work they are engaged upon.

In this edition I have made some remarks upon sewers which have reference as much to large as to small towns; and upon house drains which have reference to houses everywhere, and to mansions.

NOTE TO THIRD EDITION.

THE present issue of this work is substantially a reprint of the Second Edition, with the addition of a reference (p. 241) to the "Water Companies (Regulation of Powers) Act" of 1887, and of an APPENDIX, in which is set out Part III. of the "Public Health Acts Amendment Act" of 1890, relating to Sanitary Work.

The death of the Author in January, 1893, just as a new edition was required, has prevented the carrying out of any such revision as he might have been disposed to undertake. The continued success of the work, however, as it was last revised by him, shows that in that form it is found to be useful by a very numerous class; and it is hoped that the additions now made will help to maintain and extend its usefulness.

CONTENTS.

INTRODUCTION	iii
------------------------	-----

PART I.

SOME OF THE MORE COMMON FORMS OF NUISANCE, AND THEIR REMEDIES.

SECTION I.—PIGSTYES.

PAGE

Construction of floors—Butchers' offal—Prohibitory situations—Solid and liquid filth—Richardson, H. D., on "The Pig"—Sections of the Public Health Act, 1875, relating to the subject—Extract from Dr. Ballard's Report	1-8
---	-----

SECTION II.—SLAUGHTER-HOUSES.

Situations—Structural condition—Pigs fed with offal—Paving of floors—Quantity of water required—Quotations from bye-laws—Sections of the Act relating to the subject—Extract from Dr. Ballard's Report	9-14
--	------

SECTION III.—PRIVIES AND CESSPOOLS.

Some particulars of construction—Open cesspools should be converted into dry pits—The covering or roofing over of cesspools—House ashes should be screened—Disposal of the fine ash and of the cinders separately.	15-33
--	-------

SECTION IV.—BAD AIR IN HOUSES.

The fetid odour pervading small houses in towns, or wherever closely built upon the ground—The composition of fresh and of foul air, from Dr. Angus Smith's work on "Air and Rain"—Some particulars of space in buildings from Dr. George Wilson's "Hygiene"—Difficulties of ventilating small houses when crowded upon the ground—Sections of the Act relating to the subject.	34-40
---	-------

SECTION V.—DIRTY HOUSES

Draining of House-slops—Paving the surface of the ground—Dirty roads a chief cause of dirty houses—Roads come properly within the category of sanitary works—Road materials—Prevention of mud and dust—Draught on muddy and on clean roads—Extract from a paper by Sir Joseph Whitworth on the economy of roads—Remarks thereon by Mr. P. H. Holland—Difficulties caused by roads being thrown open to the public before they are properly made 41-47

SECTION VI.—DAMPNESS OF HOUSES

Eaves troughs to roofs—Back walls 48-50

SECTION VII.—STORAGE OF RAIN-WATER.

Approximate quantity procurable from the roofs of small houses—Storage tanks—Cost of a well sunk in the ground—Filtration of water through sand and through charcoal—Storage and filtration of rain-water from the roof of a large house 51-61

SECTION VIII.—CONTAMINATION OF WELL-WATER.

Sources of contamination—Three kinds of common wells—Protection of the water of dipping-wells—Remarks upon water supply in a rural district—Sections of the Act relating to the subject 62-68

PART II.

DRAINAGE.

SECTION IX.—HOUSE DRAINS AND SEWERS.

Definition of the terms "sewer" and "drain"—Sewers may act as land drains—Old watercourses—House drains everywhere necessary—Properties of a sewage-flow—Velocity of a sewage-flow—Solid deposit—Surface, mean, and bottom velocities—Qualities of house-drain and

sewer-pipes—Inclination of house-drains—Sizes of house-drains—Discharge of a 6-in pipe—Causes of stoppages of house-drains and sewers—Form of bottom—Jointing—Mode of laying pipes—Refilling the trench—Bad ground—Taper pipes—Dead ends of sewers—Drains under house-floors—Terminations of house-drains—Water-traps—Flush tanks—Disconnecting traps—Water-closets—Foul soil pipes—Ventilation of house-drains and sewers—Fluctuation of the volume of sewage—Open and close sewers—Road drains—Circular and egg-shape sewers—Sewer bricks—Depths of sewers—Junction of house-drains with brick sewers—Sewer invert blocks—Experiments on the strength of sewer-pipes—The carrying capacity of sewers. 71-152

SECTION X.—ARRANGEMENTS OF THE OUTBUILDINGS OF SMALL HOUSES.

Positions of wash-houses and other outbuildings—Drainage of paved yard—Play-ground. 153-156

SECTION XI.—PAVING MATERIALS.

Asphalte—Portland cement—Bricks—Stone flags. 157-159

SECTION XII.—COMPOSITION OF SEWAGE.

Definition by the Rivers Pollution Commissioners—Extracts from "The Chemistry of Sewage," by Mr. Edward Smith, F.C.S.—Extracts from Krepp's "Sewage Question"—Extracts from Dr. Letheby's "Notes and Chemical Analyses"—Extracts from Report of Rivers Pollution Commission. 160-165

SECTION XIII.—DISPOSAL OF SEWAGE.

Transmutation of the forms of the elements of organic life—The general principles of the several processes by which sewage is cleansed—By irrigation—By sub-irrigation—By Intermittent (downward) filtration—By precipitation—Proceedings to be adopted by Sanitary Authorities in procuring land, &c. 166-178

PART III.

WATER-SUPPLY.

SECTION XIV.—QUANTITY.

Mode of reckoning the quantity required—Waste—A sufficient quantity necessary—Division of supply : Domestic purposes—Public sanitary purposes—Trades purposes—Absolute quantity required, according to the occupation of the bulk of the people—Examples of Charges—Weights of lead service-pipes in various towns. . . 181-189

SECTION XV.—QUALITY.

Degrees of Hardness—Extracts from the Report of the Chemical Commission—Extracts from the Report of the Water-supply Commission. 190-192

SECTION XVI.—SOURCES OF SUPPLY.

Brooks and Streams—Rivers—Springs—Moorland tracts of ground—Deep wells. 193-210

SECTION XVII.—GAUGING WATER.

Formulae of observations of water flowing over weirs—Quantity due to any depth according to the theory of falling bodies—Actual quantities observed to flow—Theoretical and practical quantities compared . . . 211-221

SECTION XVIII.—CONDUITS AND CONDUIT PIPES.

Open and covered conduits—The relations which subsist between the quantity of water flowing in conduits and their inclinations and dimensions—Conduit pipes—The relations which subsist between the quantity of water flowing in conduit pipes and their diameters and hydraulic inclinations—Du Buat's formula—Tables calculated from Du Buat's formula—Eytelwein's formula—Results of calculation by Du Buat's formula compared with those by Eytelwein's—Sections of Acts relating to Water-supply 222-242

APPENDIX : Part III. of "Public Health Acts Amendment Act" of 1890 243-258

GLOSSARY 259-262

PART I.

SOME OF THE MORE COMMON FORMS OF NUISANCE, WITH THEIR REMEDIES.

SECTION I. PIGSTYES.

- „ II. SLAUGHTER-HOUSES.
- „ III. PRIVIES AND CESSPOOLS.
- „ IV. BAD AIR IN HOUSES.
- „ V. DIRTY HOUSES.
- „ VI. DAMPNESS OF HOUSES.
- „ VII. STORAGE OF RAIN-WATER.
- „ VIII. CONTAMINATION OF WELL-WATER.

SANITARY WORK

IN

THE SMALLER TOWNS AND IN VILLAGES.

PART I.

SOME OF THE MORE COMMON FORMS OF
NUISANCE, WITH THEIR REMEDIES.

§ I.—PIGSTYES.

IN some parts of the country almost every house has its pigstye. The pig is looked upon as a kind of bank. It is probable that pig-keeping by workmen is not economical, for the meal and other meat required to fatten the pig takes a deal of money, and it would probably pay the workman better to convert the waste products of victuals into manure than to store them in tubs or tanks about the house to feed the pig with. The chief cause of the nuisance of pig-keeping, however, is that the floor of the uncovered part of the stye is too rough to be kept clean. It would seem as if anything were thought good enough to pave the floor with; boulder stones, brick clinkers, or anything whatever which will prevent the pig

rooting into the earth,—a natural propensity of the pig, derived, perhaps, from his wild ancestors, who got their own living in that way. These rough floors, however, cannot be kept so as not to be a nuisance. Pigs, like most other animals, do not void dung on their own beds if reasonable provision is made for them to go elsewhere. When this is done, the straw bed of the pig in the covered part of the sty is preserved tolerably clean; but if the yard or uncovered part of the sty be roughly pitched in the manner above described it will not go out to this part unless the gross inequalities of the floor be covered over—indeed a heavy pig cannot walk over these rough floors. They are then littered. The litter holds together all the dung and urine, and soon becomes a mass of filth; and yet, in consequence of the roughness of the floor, it must lie there until fresh litter is laid down, however foul it may be. It is this retention of filth in the open yard of a pigstye which makes it a nuisance near a house. As to the manure thus made, it is not worth while to subject the health of persons to injury for the sake of it. The remedy for all this is to pave the floor, so that the filth can be swept away daily into a covered cesspit adjoining the pigstye, and to lay a drain from near the top of the cesspit to take away the over-flowing liquid to the same place—whether that be a sewer or an open piece of land—to which the house drainage is taken. But nothing can be done in this, neither in other sanitary requirements, without an ample supply of water. Another thing which makes a pigstye a nuisance where otherwise it might not be so, is the feeding of pigs

with the offal of slaughter-houses. Butchers usually do a large business on small and confined premises, and make the most of everything to their own advantage by keeping pigs, sometimes in large numbers, to eat up the offal. It would be very much better, in every other respect than the undue advantage of the butcher, to convert the offal into manure. When it is considered that it is only in the immediate neighbourhood of a considerable number of dwelling houses where private slaughter-houses exist, we see that neighbours must necessarily be subject to annoyance where large numbers of pigs are kept on adjoining premises, and especially so when these are fed, or partly fed, on the offal of slaughter-houses. Notwithstanding that it might be a harsh law which would prevent a labourer keeping a pig when he believes it to be profitable to him, providing he keep it clean, there are yet certain situations in which a pig ought not to be kept at all, viz. :—(1.) Adjoining the wall of a dwelling-house under a window ; for in such a situation the window cannot be opened without admitting the foul emanations of the pigstye, however well it be kept. (2.) Immediately adjoining a public road or footpath. (3.) Near to a public road or footpath when the stye is at a lower level than it ; and the greater the difference of level the greater should be the horizontal distance of the pigstye from it.

It is a frequent question of those who wish to conform to sanitary regulations, if only they know what those are, at what distance from a dwelling-house they may keep a pig.

This would seem to depend upon the state in which

it is kept. If the floor be such that the filth can be easily removed from it, and if a sufficient supply of water be at hand, we may reasonably expect that the sty will be kept in such a condition as not to be a nuisance, and it may in that case be nearer the house than if no care or trouble be taken about these things. The Medical Officers of Health may at some time agree to recommend a certain minimum distance which should be insisted upon in all cases; but until we know what that is, the best thing we can do is to bury as soon as possible all the solid and liquid filth, so as to prevent the formation of injurious gases, or at least to lessen the quantity; and for this reason the floors of pigstyes should be evenly laid, so that the filth may be swept away daily to the land, in the manner already mentioned.

Asphalt is in some places used for the open yard or fold of a pigstye, made with gravel, sand, and the pitch of gas-tar. In other places cement is used, spread thinly over a brick floor laid upon a bed of concrete, and sometimes upon the concrete itself. Where stone flags are to be had within a reasonable distance they are sometimes used, and they make the best floor; but a good floor may be made with bricks alone, if care be taken to select them square and well-burnt, and to bed them solidly on a foundation of concrete.

Besides the pig and the sty, another source of nuisance is the swill-tub, or wash-tank. Into this are thrown both vegetable and animal refuse, which decomposes and gives off foul gases. The liberation of these is assisted by stirring up the contents every time the pig is fed. In so far as this cause of nuisance

contributes to the result it affords a greater reason for insisting upon its being a long way off the house than is afforded by the consideration we have given to the pigstye itself.

There is a little book on "The Pig," by H. D. Richardson, in which he says, "I cannot too frequently reiterate my observations relative to the paramount necessity of cleanliness and dryness." The floor of the fold, he says, should slope towards one corner, and should be of flagstones or pavement, and there should be a drain from the lowest corner to a tank or small cesspit outside, and adjoining the pigstye. "The interior of the covered shed should be kept constantly littered; and so, indeed, should the courtyard or fold, if the object of the keeper is to convert his straw into manure." (Here the author seems to speak of farmers or others having plenty of straw and wanting manure.) "If not, it should be swept and washed clean, and occasionally sprinkled with fresh sawdust."

"There is no better absorbent, no cleaner material than this, and it is cheaper than straw, when both have to be purchased, much more portable, easier obtained, carried, or stowed away." The object in having the tank, he says, is a double one, viz., "at once to keep the pig-fold and styes in a clean and dry state, and to preserve the valuable liquid manure which comes from the animals you keep." Again, "There are some who will probably inquire whether it would not rather be better to suffer the moisture to soak into earth or straw, or other substances, *on the floor* of the enclosure, and then to clear it all away periodically, than to drain off the liquid into a tank. For the information of such

persons, I may observe that by drawing off the liquid you add to the cleanliness of your swine, and therefore to their health and capacity for thriving; and also that the collection of the liquid manure into tanks is less troublesome than the removal of substances saturated with it would be."

The section of the Act which relates to pigstyes is the 91st, defining nuisances, in which a nuisance is "Any premises in such a state as to be either a nuisance or injurious to health," and "any animal so kept as to be either a nuisance or injurious to health," and "any accumulation or deposit which is either a nuisance or injurious to health." Wherever the term "the Act" occurs, the general Public Health Act, 1875, is meant.

Dr. Ballard, in his first report on Effluvium nuisances, dated 1882, says of pig-keeping that the fault appears to be that the pig is looked upon as essentially and naturally filthy, and is thus left to revel in the filth he is supposed to prefer, but to this popular prejudice Dr. Ballard demurs; the pig, he says, is not naturally an unclean animal. When the pig wallows in mire it merely follows an instinct to cleanse its skin. The mud stands to the pig in the relation of soap, but instead of washing it off with water he rubs it off, when dry, against a rough surface, and thus gets rid of loose hair and cutaneous scurf along with the mud. Cleanse his skin for him with soap and water, and he will rest in contentment and grow fat. Dr. Ballard says the flooring should be impervious to wet, which should be drained away by proper channels. There should be no wood in any part of a pig-stye, for it absorbs liquid filth and is a continual nuisance.

§ II.—SLAUGHTER-HOUSES.

THE positions of slaughter-houses in rural sanitary districts are generally such as to cause a nuisance. They are mostly behind the butchers' shops, and these are necessarily in the thickly populated parts of the district, and in these parts the ground is in most cases as thickly built upon, for some considerable distance round the slaughter-house, as it is in many large towns. The position behind the butcher's shop is, however, preferable to one which is open to the street, as some slaughter-houses are, and which are both slaughter-house and shop in one. In the case of a slaughter-house in the back premises of the shop (which, by the bye, is in most cases part of the dwelling-house) the objection due to its position is often doubled by its bad structural condition. This is wholly unnecessary and unwarrantable. In addition to this, notwithstanding that the spaces are so small and confined, the nuisance is often increased by keeping pigs to eat up the offal, which is the system of disposing of it, and no regular means of removal are adopted for disposing of that which the pigs do not eat, which is thrown on to the manure heap, exposed to the sun and atmosphere; whereas if the system were to keep no pigs on the premises, but to remove all the offal to a field where they might be kept, then all the offal would be removed together, as a rule of the business, and the premises would be rid of both offal and pigs. This is the practice

in some individual cases, and it should be enforced where necessary, in all cases, on sanitary grounds.

This being done, nuisance arising from the structural defects of slaughter-houses may be abated by the following means. The first requisite is that a sufficient quantity of water shall be close at hand. Some trials to ascertain the quantity required show that about 140 gallons of water are required on each killing day; it is important, therefore, that it should be "laid on" in pipes, for if it have to be fetched from a distance the necessary quantity will not in general be used.

The next requisite is that the floor shall be evenly paved, for a rough floor cannot be kept clean, and there is probably no spot of ground within the compass of the whole area of the district of a sanitary authority that should be so well cleansed as a slaughter-house floor, for the dirt it is subject to is of a kind which is most offensive. But an evenly paved floor and plenty of water must go together. Without a sufficient quantity of water to wash the dirt off an evenly paved floor, the beast slips upon it, and a butcher prefers a rough floor under those circumstances. But a rough floor cannot be kept so as not to be a nuisance, however much water may be at hand. No doubt there is some inconvenience to the slaughterman by reason of a certain slipperiness of a smooth floor with blood upon it; but, weighed against the sanitary benefits of a quick removal of all blood and garbage, this cannot be allowed to be a grievance.

Stone flags make the best floor, but grit-stone in any form answers the requirements. It is sufficiently

hard for durability, for the wear is in this case not great, and it is sufficiently non-absorbent. Flags should be of moderate size. If they are small in area, the great weights that come upon them tend to cause an unevenness of the floor: if they are very large they are liable to be broken, unless they are also proportionately thick. It would seem from experience that the superficial area of any one flag should not exceed one square foot for every half inch of its thickness. A firm foundation is necessary, whatever be the material of the floor, but the smaller the individual pieces composing the floor the stronger ought the foundation to be. A bed of concrete twelve inches in thickness will probably be sufficient for any situation, and if the floor be of good stone flags a bed of concrete eight inches in thickness will be sufficient. The concrete should be made with hydraulic lime, or with cement. The common fat limes are not good for foundations.

The edges of the flags should be squared down to a depth of at least two inches, and great care should be taken to make the joints perfectly close with cement, otherwise the infiltration of blood and filth will be a constant source of nuisance. A level floor is better than one laid sloping towards the drain, for the removal of the filth by means of water depends in this case wholly upon manual labour, and not upon natural drainage; and a level floor is less slippery.

The drain from the slaughter-house should have as much fall as the outlet will admit of, and should be of socket-pipes six inches diameter, closely jointed.

The height of a slaughter-house is required by the bye-laws in some districts to be not less than nine feet

from the floor to the wall-plate of the roof, or, where there is a room over it, not less than eleven feet to the ceiling; and that there shall be means of light and ventilation to the extent of at least twenty square feet; also that the lowest part of any opening in the walls shall be at a height from the ground of not less than six feet; that the cleansing of the floor shall be done within three hours of the time of slaughtering; that the walls shall be thoroughly whitewashed with quicklime four times in a year, viz., in January, April, July, and October; but in other places the bye-laws require that this shall be done twice a year, viz., in March and September, and perhaps this may be as far as bye-laws ought to go, for laws must be absolute, and apply to all cases. And in respect of the area of the openings for ventilation, stated above to be twenty square feet, that would seem to be very desirable, for the great amount of vapours arising from the slaughtering and dressing ought to be allowed to escape into the atmosphere as quickly as possible.

Hides and skins should be removed within two days of the time of killing.

Section 169 of the Act* directs that, for the purpose of enabling any urban authority to regulate slaughter-houses, the provisions of the Towns Improvement Clauses Act, 1847, with respect to slaughter-houses, shall be incorporated with this Act.

Dr. Ballard, in the report previously mentioned, says of slaughter-houses that the lair or pound into which animals are put before they are slaughtered should be inspected with a view to cleanliness, every time the slaughter-house itself is inspected. He has

* See also ss. 29, 30, 31, of "Public Health Acts Amendment Act" of 1890, *post*, p. 250.

found that any filthy place has been regarded as good enough to put animals into before slaughtering them. In some pounds he has seen a layer of trodden-in dung and litter many inches thick upon the floor, and the walls filthy, while the slaughter-house itself has been clean and limewashed. The essentials of slaughtering so as to avoid nuisances are scrupulous cleanliness of the slaughter-house and pound, of the atmosphere of both, and of all utensils, and the speedy removal of all filth and garbage.

In order to ensure these results much care is requisite in respect of details of construction of the buildings. The slaughter-house and pound should be two distinct and separate buildings, or should at least be capable of being entirely shut off from each other. The walls of both should be of brick or stone, and the inner surface should be covered with a layer of limewash which can be renewed from time to time. The lower part of the walls to the height of 5 or 6 feet should be covered with smooth cement, slabs of slate, zinc sheeting, or some similarly impervious material, capable of being washed clean with water. There should be no exposed woodwork; it should be covered with paint, or tar, or zinc sheeting. The flooring of the slaughter-house should be of uniform material, sufficiently even to be capable of ready and thorough cleansing with water and a brush, and sufficiently rough to avoid slipping upon it. At the same time it should be firm, and incapable of giving way under the fall of heavy beasts, or of breaking under rough usage. Paving with York flagstones set with cement is generally preferred by many slaughtermen, whose opinion is worth having, to any other paving of a jointed character.

It should be laid upon a firm foundation of 4 to 6 inches of good concrete. But the objections to it are its slipperiness when blood and other matters become spilt upon it, a tendency of the flags to crack and become loose, and the frequent loosening and breaking away of the cement with which they are set, partly as the fault of the slaughtermen who use the joints of the flags for the support of their prytech sticks, instead of using the holes provided for that purpose. The best paving of all, Dr. Ballard says, is an even jointless paving, sufficiently hard and firm to resist rough usage, and sufficiently rough not to be slippery. Such a pavement is furnished by some concrete and some asphalte composition. In seventeen slaughter-houses at Newcastle-on-Tyne the floors were thus laid in 1869 and have been in use ever since. It consists of "good Portland cement, mixed with roughly-ground stone or granite, laid upon a basis of small brick bats: the whole thickness of the flooring being about $3\frac{1}{2}$ or 4 inches." It is free from slipperiness and had not cracked anywhere. It is very readily cleaned, and is as perfect a flooring for a slaughter-house as could be devised. This flooring was laid down by Wilkinson & Co., of Newcastle. Ordinary asphalte is unfit for use in slaughter-houses; it is too soft in the summer, and readily yields to blows or pressure. But Dr. Ballard had seen at West & Haye's private slaughter-house at Croydon, a flooring of asphalte composition which had been laid down by Claridge's Patent Asphalte Company, which appears to meet all the requirements. The prytech holes were iron thimbles imbedded in the composition before it hardened.

§ III.—PRIVIES AND CESSPOOLS.

THERE should be a separate privy to each house. Sometimes we find only one to several houses. When this is so, its proper condition is neglected by all, and when complaints are made the neighbours fall to quarrelling, and there is a difficulty in fixing the blame upon the tenant of any one house. But besides this no feeling of decency can be maintained by any of them. In every privy there should be a child's seat, not more than 10 or 12 in. high, while the proper height for the other seat is 18 or 19 in. When the low seat is not provided children are driven to dirty habits. The door should not be hung so that the bottom of it comes close down upon the floor, but there should be a space of 8 or 10 in. between the floor and the bottom of the door, and there should be a hole in each wall, near the top, for ventilation.

An open privy cesspool is in most cases a nuisance. The addition of small quantities of water to effete organic matter causes fermentation and the liberation of the gases of decomposition; and therefore all such matter should either be washed away with plenty of water, or water should be wholly excluded from it. Either an abundance of water or none at all is alone safe in this case. Therefore the cover or roof should be made so as wholly to exclude rain-water. If the ground be a stiff retentive clay, this may be sufficient; but in most cases the ground is more or less porous,

and then the water sinks into the ground and carries with it in solution the contaminating matter of the cesspool, perhaps to a well. So that, at the best, the case offers but a choice of two evils; either the water is evaporated, carrying into the air the noxious gases (and perhaps the germs of specific diseases), or it contaminates the underground water.

These are sufficient reasons why privy cesspools should be covered, but if water is to be wholly kept out of the cesspit it is necessary that it be prevented from soaking into it through the sides or bottom from the surrounding ground; for the water which falls upon the surface and soaks into the ground is drawn towards the cesspool, and enters it through the sides and bottom unless these are water-tight. When we are about to do a thing—though it may be merely the making of a water-tight cesspit—it is better to do it thoroughly, than to make useless the greater part of our labour by withholding the remainder.

There are several ways of making the sides and bottom of a cesspit water-tight. In the case of a new construction the ground may be got out a foot wider each way than the outside dimensions of the walls, and 6 in. deeper than the underside of the flooring, and this outer space may be filled with puddled clay. The proceeding is to select some good stiff clay and throw it in, and to cut, cross cut, and tread this into one impervious mass, with the use of a sufficient quantity of water only to reduce it to a uniform consistency. Care should be taken not to use too much water. This bottom puddle having been completed, the floor is to be laid and the walls carried up, first to

half their full height. Then all rubbish is to be cleared away from the top of the puddle outside the walls, and the space filled in between the back of the walls and the sides of the hole with puddled clay, previously prepared. The walls should be stayed across from side to side to prevent bulging while the puddled clay is being trodden in, or rammed in. When the walls have been thus backed up to half their height the remainder of the walling is to be completed, and, after clearing away the rubbish from the top of the puddle, the remainder of the puddle backing is to be completed. The walls should be built with hydraulic lime mortar, or with cement, and if sufficient care be taken to stay the walls across from side to side, and to leave in the struts until the mortar becomes hard (on the face of the wall at least) the walls may be half-brick thick; otherwise they should be one brick thick.

Where good retentive clay cannot easily be procured, gas tar may be had. In most places some fine and non-porous material may be had, such as fine gravel, coarse sand, or the refuse of limestone or other quarries. Ashes or other porous material is not good for the purpose. Let the material be dry, and pass it through a screen or riddle of half-inch mesh. It has been found, with quarry rubbish, that about three by measure of this material to one of gas tar makes a substance which can be handled with a trowel like common mortar. Having excavated the hole to the required dimensions, and trimmed the bottom level, spread this composition over the bottom and lay the brick floor upon it. The ground should be

got out an inch or two wider each way than the outside of the walls. Carry up the walls to half their height, and, having cleared away all rubbish from the face of the tar-composition below, fill in the space with the same. Complete the walling, and, again having cleared away all rubbish from the face of the tar-composition, complete the backing, taking care to unite the second with the first portion. It is better to make the tar-composition used in the bottom stiffer, and to add more tar for the backing of the walls.

Old brick cesspools are often larger than is necessary. In these cases the dimensions may be sufficient to allow of a half-brick lining. If so, lay the floor in the manner above described, and carry up a half-brick wall all round at a distance of an inch from the old walls, and fill in the space with the liquid tar composition in the manner described.

There are two ways of covering the cesspit so as to exclude rain-water—closely and openly. The open method is the better. It then takes the form of a roof, raised above the ground on posts at the angles, the sides being open. The roof should project sufficiently far over the sides of the pit to prevent the drifting of rain into it. The whole subject may be reduced to this principle, viz., keep all water out and let air in.

An important principle to be observed in sanitary work is that all effete organic matter should be exposed to the action of earth or of atmospheric air, or of both, as fully and as quickly as possible after it has been thrown off, in order that it may become changed into harmless substances, and, for harm,

virtually destroyed. Unless, then, an absorbent like dry earth or the fine ash of house-fires be daily thrown into a covered cesspit, the cover should be so made that the atmosphere may have the fullest play over its contents. The cover should therefore be raised from the ground, and be, in fact, a roof, the sides being open, as in Figs. 1 and 2, Fig. 3 being a plan

Fig. 1.




Fig. 2.

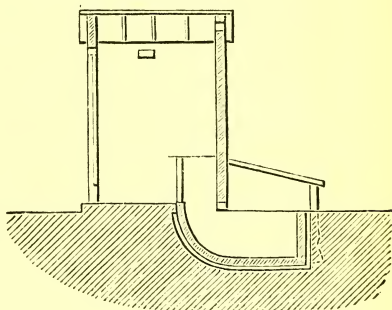
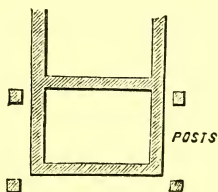


Fig. 3.



Scale --1-8th of an inch to a foot.

of the same. When, however, an absorbent, as one of those above stated, is added daily, the cesspit may be closely covered, as in Figs. 4 and 5. If the cover be of wood, a frame of half battens covered with inch boarding is sufficient, if the joints be grooved and

tongued. Either a part or the whole of the boarded cover should be hinged to the frame, so that it may be opened for the removal of the contents, and so that it may fall down again exactly to its place. Loose covers are seldom put back again properly. In fixing the cover it should be set three inches higher on one side than the opposite one, so that the rain-water may readily run off. The frame should be bedded upon the walls so closely that water cannot soak under it into the cesspit. The cover should be laid with a close joint against the privy wall, the joint being caulked or otherwise made water-tight.

For durability an iron cover is preferable, if it be hinged or have a hinged door, but loose plates are seldom put back again into their proper places after removal for emptying, being too heavy.

The durability of wood may be increased by paying it over with the oil of coal-tar pitch. After the naphtha has been removed from coal-tar, the pitch-oil is derived from the residue. Raw coal-tar may be used if one pint of spirits of turpentine be added to a gallon of tar as a drier.

The question arises—What size should the cesspit be? Before determining that, let us consider another important matter connected with water-tight privy cesspits and with ash-heaps. When the fine ash and cinders of a house-fire are brought out and thrown into a heap together they are allowed to accumulate because of their worthlessness for any general purpose, and they become a nuisance in several ways. The fine ash is blown about by the wind, and partly into the house again in many cases, and when placed

on or near to a roadside the dust is a nuisance to those who pass. The ash-heap is an inviting place upon which to throw the contents of chamber-pots, and in general it is the common place upon which garbage and the waste of victuals are thrown, where a pig is not kept, and it is thus converted into a foul mass. No one will readily fetch it away, for it is neither clean and useful nor good manure.

Now if, when the ashes of the house fires are brought out daily, the fine ash were screened out of the cinders and thrown into the privy cesspit, that part would be dealt with, and several important advantages would result, for, extraneous water having been prevented from entering the cesspit, the only liquid it would contain would be that of the excrement, and this would be absorbed by the fine ash and kept for manure. The fresh privy excrement would be covered daily with the fine ash. All garbage and waste of victuals should also be thrown into the cesspit and go to make manure.

An open cesspool is economically bad, and wasteful of manure. The contents are reduced to a sloppy mess, which cannot be taken out without buckets, and when it is carried away without being mixed with ashes or other dry matter on the spot, a barrel is necessary for the purpose; and when it has been thus obtained, at considerable cost of removal, it is hardly worth fetching away, because of the labour of mixing with other substances before it can be applied to the land. When, as is the more general custom, the liquid contents of the cesspool are removed together with the ash-heap, or part of it—that is to say, as much

as the farmer requires for the removal of the liquid contents of the cesspool—the operation is noisome and offensive. But when the ashes are screened the fine ash and the privy soil together form a portable manure, in a state sufficiently solid to be dug out of the cesspit when required. Manure is required for the land chiefly twice a year—spring and autumn—so that in this respect a cesspit should be of a size which will hold the contents for half a year.

The quantity of fine ash resulting from house-fires varies with the quality of the coal. In some districts it averages $\frac{3}{4}$ cubic foot per week from each fire, and as in small houses one fire only is usually burnt, this becomes $\frac{3}{4}$ cubic foot per house per week in its dry state, or 20 cubic feet in six months. This 20 cubic feet will absorb 7 cubic feet of liquid, and its bulk will be reduced to three-fourths of its dry bulk, or to 15 cubic feet per house for six months.

I have had in use during the last two years, in the kitchen of the house I occupy at Madeley, one of the ash-screens hereinafter described, which separates the fine ash from the cinders, and I have repeatedly ascertained the quantity of water which a given quantity of the fine dry ash will absorb, and it is as above stated. The spaces between the bars of the grate through which the ash falls are three-sixteenths of an inch wide; a width decided upon, after frequent trial, to be the best width.

A depth of 6 or 8 in. of straw, fresh stable litter, sawdust, fern-brake, or other waste vegetable absorbent of that kind, should be put into the bottom of the cesspit before beginning to use it, and each time after

emptying it. Under certain circumstances an excessive quantity of urine is discharged into the cesspit, which percolates into this absorbent material, and is retained at the bottom, and not subject to evaporation.

This will occupy a space of 6 or 8 cubic feet—say 8, making 23 cubic feet. Then the fæces, &c., will occupy a space of 3 or four cubic feet—say 4, making 27 cubic feet, or one cubic yard per house for six months.

But it must be observed that the kind of coal from which the above-named quantity of ash results (which has been found by experiment) is not of average good quality, and probably about $\frac{3}{4}$ cubic yard per house would be sufficient on the average.

The cinders, being separated from the fine ash, are useful for a variety of purposes. They may be re-burnt, or, if not disposed of in that way, they are very useful for roads and footpaths. Nothing makes a better foundation for the metalling of a road than clean cinders, and across wet land nothing makes so firm and dry a footpath; they bind well together, are porous, dry, and therefore clean, which is really a great thing to be desired in rural districts. The slight objection to the dark colour is soon gone after experience of the comfort of walking on such a footpath in wet weather, when perhaps others are almost impassable. But it is only by taking out the fine ash that the house ashes are made thus useful. If at first careless people should spoil their heaps of cinders by throwing on to them such garbage as they ought to throw into the privy cesspits, that will be rectified by a gradual acquisition of common sanitary knowledge; and if this fail, the inspector of nuisances may with more justice

deal summarily with such persons than when no provisions are made to enable the tenants to avoid committing nuisances ; for really at present the commission of nuisances is in many cases unavoidable for want of proper structural conveniences on the premises of houses.

An extensive acquaintance with the poorest people shows that there is no reason to doubt the willingness of most of them to keep their houses and premises in a cleanly condition, and to observe sanitary instructions, even though they may entail some extra trouble, provided that practical help is given to them to enable them to comply with those sanitary requirements, and not, as it were, stand a long way off and call out to them to do this or that without making it possible for them to do it. It is in such cases as this that we hear people say, " Oh, they won't take the trouble to keep the place clean, do what you will for them." But that is not true, in any large sense, although it may be so under certain circumstances, as those, namely, where owners of houses never go near their tenants, but leave the collection of rents to agents. These common subjects of pigstyes, privies, cesspools, and ash-heaps, claim serious attention, for a Public Health Act cannot be properly carried out unless the work be begun at the right end, and that we may take to be to get people, each for himself and herself, to perform those common every-day functions of cleanliness which, when neglected, cause an accumulation of evils almost irremovable. It is by dealing with these evils in detail, upon some general and well-defined system, that they will come by-and-by to be wholly removed.

As to the means by which the fine ash may be separated from the cinders, in a simple manner and inexpensively, there is a choice of two or three. 1. A fixed screen, as shown at A, in Figs. 4 and 5, built into the wall of the privy. Figs. 6, 7, 8, and 9 are respectively a section, an end view, a plan, and a cross section of the ash screen, to a scale of 1 in. to a ft. Here the ashes of the house-fires are brought out and thrown into the screen, and with a small rake the fine ash is soon separated from the cinders, and falls down upon the cover of the cesspit, and is pushed through a hole in the wall of the privy, underneath the screen, into the cesspit; the cinders are then raked out of the screen into the box in which the whole had been brought out, and carried back to the fire, or otherwise disposed of.

Fig. 4.

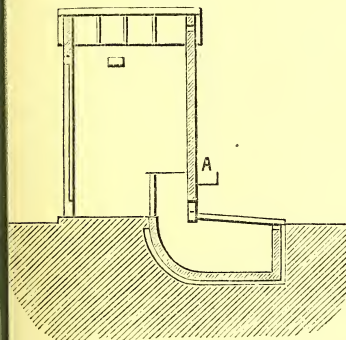
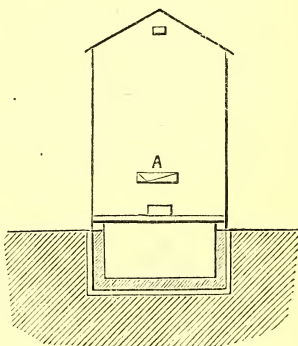


Fig. 5.



The cost of this screen, in the form in which I have had it made, is 6s., and in building a new privy it adds no more than that to the expense; but in fixing it to an existing privy wall, the expense of cutting the

hole and fixing the screen is 1s. 6d. more, making 7s. 6d., fixed complete. It weighs 14 lbs.

A fixed screen of this kind has the disadvantage that the fine ash is blown about during the process of carrying and screening, and to avoid that I have devised a hearth-box, which takes the place of the common grid and hole under the fire-grate. A small

ASH SCREEN

Fig. 6.



Fig. 7.

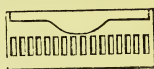


Fig. 8.

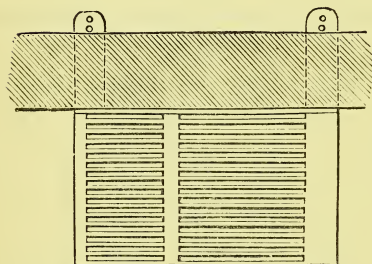



Fig. 9.



Scale—1 inch to a foot.

box or shallow tray of sheet iron is placed under the fire-grate, having a grid or grating attached to the top of it, which, when in its place, is flush with the hearthstone. The fine ash mostly falls of itself through the grating into the box. Whenever the hearthstone is swept up the remainder falls through, and the cinders are at once put upon the fire. This is done as often

in a day as a cleanly woman pleases to tidy up her hearthstone.

The size is made sufficient to contain one day's fine ash, so that it must be removed daily. The hearth-box, or cinder saver, as it may be called, being taken to the privy, the fine ash is discharged into the cess-

HEARTH BOX.

Fig. 10.



Fig. 11.




Fig. 12.




Fig. 13.

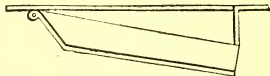
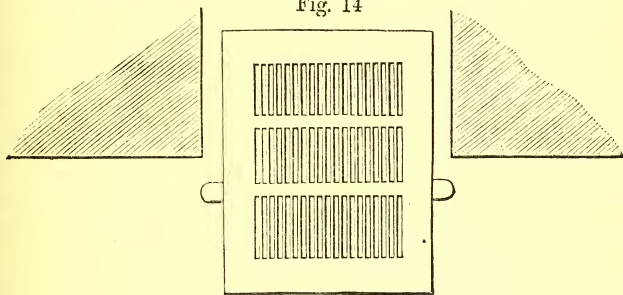


Fig. 14



Scale—1 inch to a foot.

pit, either through the privy seat or through a hole in the wall of the privy outside. In this way the excrement is covered daily, while at the same time the fine ash is got rid of, and which is useless for almost any other purpose, and it absorbs the liquids of the excrement,

and converts the whole contents of the cesspit into a portable manure, of some value, and which will on that account be the more regularly and frequently removed.

This box is shown in Figs. 10, 11, 12, 13, and 14, and costs about 5s.

Cutting the hole for it under the fire-grate costs about the same as cutting a hole in the wall of the privy for the fixed screen, so that (when the ash is discharged from the box through the privy seat) the whole expense is about 6s. 6*d.*, and when it is preferred to cut a hole in the privy wall instead of that, the whole cost is about 7s. 6*d.*

Fig. 10 shows a cross section of the box, shut; Fig. 11, the front end when open for the discharge of the ash; Fig. 12 a section lengthwise, shut, and Fig. 13 open; Fig. 14 being a plan.

The hearth-box is made of sheet-iron of the thickness of No. 16 wire-gauge. The bars are $\frac{1}{4}$ in., and the spaces $\frac{3}{16}$ in. When in its place the top of the grating which covers the box is flush with the hearthstone, and offers no obstruction to the use of the brush or shovel. A hole is sunk in the hearthstone a little deeper than the box, and a chisel-draught run round the edges, to receive the flange of the box. The box itself is hinged to the near end of the grating plate, and has side flanges not quite so wide as to come flush with the edges of the grating plate, so that the grating plate can be retained by the fingers' ends when the flange of the box underneath is let drop for the purpose of shooting out the fine ash through the far end. The near end of the box is made sloping, so

that it may be more readily picked up from the hearth than if it had to be lifted vertically to the height of its own depth. On each side of the box a half-round chase is cut in the hearthstone, 1 in. wide and $\frac{1}{2}$ in. deep, into which the tips of two fingers of each hand are inserted to pick up the box.

When it is said that six months seems to be the most suitable length of time upon which to calculate the capacity of a cesspit, that is on grounds of utility alone, seeing that it is twice a year when farmers require the manure, and therefore will readily fetch it if it is worth something, and so we might reckon upon getting the cesspits regularly emptied, at least as often as that, if we can convert the privy excrement into a portable manure. But it is, of course, a question on general grounds of health whether privy excrement should be allowed to remain on the premises of a dwelling house so long as that. Unless it be at least once a day covered with ash or dry earth, that would seem to be too long a time; but it is by the Medical Officers that this question must be settled, and the general testimony seems to show that in towns the excrement should either be removed at once, by means of water-closets, or if privies continue to be used in towns, as often as once a week; and this requirement reduces the size of the receptacle to one which can be easily removed, and a tub or pail is then adopted instead of a cesspit. But an important general question must be determined before it can be said which of these two methods—a cesspit or a pail—is to be preferred in any place, rural or urban. It is whether the Sanitary Authority shall undertake the removal of the

privy excrement, or whether it shall be done by individuals, for it is only when the work is done by the Sanitary Authority, under an organised system of removal, renewal, and disposal, that the pail or tub system can be made to work properly.

In devising means to an end it often happens that the object assumes a form different from that first conceived, although it may remain the same in principle, the one form growing out of the considerations given to the other. Thus, as soon as reason has established the case that there should be no open cesspools, but that they should be converted into water-tight cesspits, a little further consideration shows that, when everything is water-tight and dry, no pit at all is necessary. In considering how to prevent exhalations from an open cesspool, the first thing that occurs to one is to cover it; the next to supplement the close cover with water-tight walls and bottom; and, in order to absorb the liquid and hold it for manure, and to deodorise the contents of the cesspit, to throw into it dry earth or the fine ash of the house-fires. But when the contents of the cesspit are thus converted from a liquid to a dry mass, there appears no reason for a pit at all, and no reason why the dry mass should not be deposited on the level of the ground, so as to be easily filled into a barrow or cart in the usual way, and so avoid the useless labour of digging it out of a pit.

All that is necessary in order to make a pit unnecessary is that the floor of the privy shall be considerably higher than the level of the ground at the place where the manure is to be shovelled up into the barrow or cart, and 2 ft. would seem to be a sufficient height

for this. Privies are sometimes built on sloping ground, which gives of itself a sufficient difference of level between the front and back of the privy, or nearly so; but on level ground one of two things is necessary to be done in order to do away with a pit: either to raise the floor 2 feet or so above the ground level and make an inclined walk up to it, or to make steps, say three of 8 in. each.

At the back there should be a projection from the wall of the privy, as shown in Figs. 15 and 16, so as

Fig. 15.

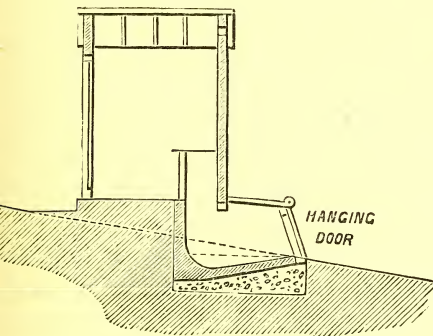



Fig. 16.



Scale - 1-8th of an inch to a foot.

to contain the same quantity as a pit should do in the same place, say $\frac{3}{4}$ cubic yard for each house, and the floor should be made to slope downwards about 1 in 6, as shown. A hanging door covers the hole through which the place is emptied. The contents being in a dry state, nothing exudes through the opening.

Besides the greater facility of emptying, this plan has the advantage of being rather less expensive than the pit, and especially so on sloping ground.

There is another method which consists in laying a concrete or other floor at the ground level, to receive the deposit, and round the edges of which on three sides the house ashes are arranged. The floor of the privy in this case is raised above the level of the ground—say 2 feet. The excrement and the ashes are mixed together when required to be removed. If the ashes are carefully disposed round the edges of the floor they absorb the excess of liquid and prevent it spreading over the surface of the ground outside. This method, however, would seem to me to be objectionable, unless the floor and the space occupied by the ashes were roofed over. That being done it would be preferable to a pit. Indeed any kind of pit is to be avoided if possible. The open pit ought not to be allowed under any circumstances, and, seeing the difficulty of making a pit water-tight, it is advisable to have none at all. But the roofing over is absolutely necessary.

By section 35 of the Act every new house is to have a sufficient water-closet, earth-closet, or privy, and an ashpit furnished with proper doors and coverings; and by section 36 *any* house without a sufficient water-closet, earth-closet, or privy, and an ashpit furnished with proper doors and coverings, is to be provided with these within a reasonable time to be specified in a notice to be given to the owner or occupier. If the notice is not complied with the local authority may, at the expiration of the time specified in the notice, do the work thereby required to be done, and may recover the expenses from the owner: or may declare the same to be private improvement expenses; provided

that where the convenience has been and is used in common by the inmates of two or more houses, or if in the opinion of the local authority the convenience may be used by the inmates of more than one house, they need not require one to be provided for each house.

§ IV.—BAD AIR IN HOUSES.

THOSE persons who go much into small houses, whether in town or country, find a fetid odour and a close and stuffy condition of atmosphere prevalent in all parts of the house. This fetid odour is distinct from that of sewers and drains, and prevails also where there are none of these. It is the exhalations from animal bodies, human, canine, feline, and other, and from dirty clothes brought into the house damp, and there left to dry; from dirty bed clothes, which have absorbed the perspiration of persons during the night, and give it off in vapour during the day; and the general dust of the house.

When we consider the chemical composition of atmospheric air in different places, it is surprising how small the difference is—in figures. Atmospheric air consists, in the main, of two gases, viz., nitrogen and oxygen (the nitrogen being inert and the oxygen the life-sustaining portion), with a small quantity of a third, viz., carbonic acid. Dr. Angus Smith has recorded, in his book on “Air and Rain,” that the usual amount of oxygen in the atmosphere—that is, the average analysis of the air of all places, good and bad—is 20·96 per cent., or 209·6 cubic feet in 1000 cubic feet of air. The air of the seashore and the open heath, he says, contains 20·999 per cent. of oxygen. In a room which felt close, but not excessively so, the amount was found to be 20·89 per cent. In a

very small room, with a petroleum lamp burning and a good deal of draught, the quantity of oxygen was 20·84 per cent., and after the lamp had been burning for six hours it was 20·83 per cent. At the backs of houses in Manchester it is 20·70 per cent. In a crowded law court in London an analysis gave 20·65 per cent. When a candle goes out it is 18·50 per cent. The worst specimen examined from a mine was 18·27 per cent.

No air in nature contains more than 21 per cent. of oxygen, and none contains much less. It is proved, Dr. Smith says, that badly ventilated rooms containing less than 20·7 per cent. of oxygen are very unwholesome.

“Some people will probably inquire,” he says, “why we should give so much attention to such minute quantities, thinking these small differences can in no way affect us. A little more or less oxygen might not affect us, but supposing its place occupied by hurtful matter we must not look upon the amount as too small. The difference between 20·999 and 20·980 is 190 in a million. In a gallon of water there are 70,000 grains. Let us put into it an impurity at the rate of 190 in 1,000,000; it amounts to 13·3 grains in a gallon. This amount would be considered enormous if it consisted of putrifying matter, or any organic matter usually found in water. But we drink only a comparatively small quantity of water, and the whole 13 grains would not be swallowed in a day, whereas we take into our lungs from 1000 to 2000 gallons of air daily.

“The detection of impurities in the air is therefore of

the utmost importance. We must remember also that the blood receives the air and such impurities as are not filtered out in its passage, whilst it is the stomach which receives the water we drink, and that organ has for many substances a power of disinfection and destruction which the blood does not possess."

The quantity of carbonic acid in the atmosphere is stated by the same authority to be as follows, at Manchester:—

In the streets in usual weather, $\cdot 0403$ per cent.; during fogs, $\cdot 0679$; about middens, $\cdot 0774$; average of all the town specimens, $\cdot 0442$; where the fields begin, $\cdot 0369$; minimum of suburbs, $\cdot 0291$; and in close buildings, $\cdot 1604$ per cent.

In the London parks and open places the percentage of volume is $\cdot 0301$; in the streets, $\cdot 0380$.

On hills in Scotland, $\cdot 0332$ the lowest, and $\cdot 0341$ the highest percentage.

Dr. Bernays found in a Chancery Court, with closed doors, at a height of 7 ft. from the floor, $\cdot 193$ per cent, at a height of 3 ft. from the floor $\cdot 203$ per cent. of carbonic acid gas. The worst specimen from a London theatre, at eleven o'clock at night, was $\cdot 320$ per cent.

Dr. George Wilson, in his "Handbook of Hygiene," says, "the question resolves itself into this—What amount of carbonic acid shall be accepted as the standard of permissible maximum impurity? After numerous experiments and a most extended inquiry, Dr. Parkes has given it as his opinion that, allowing $\cdot 4$ volume as the average amount of carbonic acid in 1000 volumes of air, this standard ought not to

exceed $\cdot 6$ per 1000 volumes, because, when this ratio is exceeded, the organic impurities, as a rule, become perceptible to the senses. With a ratio of $\cdot 8$, $\cdot 9$, or 1 per 1000 volumes, the air smells stuffy and close, and beyond this it becomes foul and offensive." Dr. Wilson corroborates these remarks of Dr. Parkes from his experience of prisons, a class of buildings which afford opportunities of arriving at an approximate and practical solution of this problem.

Dr. Angus Smith, in "Air and Rain," says, "we all avoid an atmosphere containing $\cdot 1$ per cent of carbonic acid in crowded rooms; and the experience of civilised man is that it is not only odious but unwholesome. When people speak of good ventilation they mean, without knowing it, air with less than $\cdot 07$ per cent. of carbonic acid."

Dr. Parkes gives the average amount of carbonic acid exhaled by an adult in the twenty-four hours as 16 cubic feet, or a little over $\cdot 6$ cubic feet per hour.

Dr. Wilson points out that when lights are used, and the products of combustion are allowed to pass into a room, the supply of fresh air must be augmented in order to maintain the standard of purity.

"It is found that 1 cubic foot of coal gas destroys the oxygen of 8 cubic feet of air in combustion, and produces about 2 cubic feet of carbonic acid, besides other impurities. As a common gas burner burns about 3 cubic feet of gas per hour, the importance of having these deleterious products of combustion carried off by special channels will be readily admitted."

Taking $\cdot 6$ carbonic acid per 1000 volumes of air as

the standard of maximum impurity, and $\cdot 6$ cubic feet of carbonic acid exhaled per hour, and taking the initial carbonic acid contained in the atmosphere at the normal ratio of $\cdot 4$ per 1000 volumes, Dr. Wilson says, "the quantity of fresh air which should be supplied is found by calculation to amount to 3000 cubic feet per head per hour, in all cases where the diffusion of the contained air is uniform." If, instead of $\cdot 6$, a lower standard of $\cdot 7$, $\cdot 8$, or $\cdot 9$ volume of carbonic acid per 1000 volumes of air be fixed upon, the amount of fresh air required would be proportionately less, of course;—would be 2,000, 1,500, or 1,200 cubic feet per head per hour. Actual experiments made at five o'clock in the morning at Aldershott Camp show that in a room with a supply of 1,200 cubic feet of fresh air per head per hour the carbonic acid was $\cdot 855$ per 1,000 volumes; in another room with a supply of 1,700 cubic feet it was $\cdot 759$ per 1,000 volumes; and in a third room with a supply of about 765 cubic feet per head per hour it amounted to $1\cdot 2$ per 1,000 volumes.

The foregoing calculations and facts show the quantity of fresh air required to be admitted into rooms in order to prevent the quantity of carbonic acid gas increasing beyond a given standard; but as soon as we come to apply the rule in practice the question of the capacity of the room comes in, with its many difficulties, and also the means of admitting the fresh air, for although we might cause the required quantity of fresh air to pass through the room, yet its velocity through small spaces would probably produce such draughts as would be intolerable. We find it to

be so in practice. When the only means of admitting fresh air is through the doors and windows, a person in a small room is exposed to draughts of air in almost any possible position, and we commonly find holes in walls stopped up to prevent these draughts—and not merely to keep the house warmer. It is the same whether the hole be under a door, a broken window-pane, or whether it be a purposely-fixed ventilator; people will not leave them open. They would be glad enough to have fresh air if they could have it without draughts; and I have known holes knocked through the back walls of houses by the tenants themselves, but stopped up again because of draught. To make the air of dwelling-houses fit to live in is one of the most important objects of a sanitary authority. Persons who are tolerably wealthy may accomplish this for themselves, but it is the necessities of the multitude that engage the attention of a sanitary authority. The ventilation of houses is as difficult as ever the sewage question was, and will require for its solution as much research as has been given to that question, and which must be accomplished by legislation as efficient as that now in force and that which may follow on the sewage difficulty.

Bad air is aerial sewage, and must be cleansed by oxidation before we can safely breathe it, as foul water must be before we can drink it.

The sections of the Act which relate to this subject are the 91st, which declares “any premises in such a state as to be either a nuisance or injurious to health” to be a nuisance, and the 46th, which is as follows:—
“Where, on the certificate of the Medical Officer of

Health, or of any two medical practitioners, it appears to any local authority that any house, or part thereof, is in such a filthy or unwholesome condition that the health of any person is affected or endangered thereby, or that the whitewashing, cleansing, or purifying of any house, or part thereof, would tend to prevent or check infectious disease, the local authority shall give notice in writing to the owner or occupier of such house, or part thereof, to whitewash, cleanse, or purify the same, as the case may require."

[See also provisions of "Public Health Acts Amendment Act" of 1890, *post*, pp. 243—258.]

§ V.—DIRTY HOUSES.

WE do not find clean people in dirty houses, nor dirty people in clean houses. When we look into the causes of dirty houses we find that want of proper drainage for the house slops is one of the chief of them. A house must be considered to extend beyond the threshold of the door for at least some yards. Where, for some yards in front of the house-door, the surface of the ground is not paved, or so roughly paved that liquids cannot run off cleanly from it—that is one cause of a dirty house. The children run in and out many times in a day; and every person and animal of the household brings dirt into it continually. The poor woman may try to rectify all this by scolding the children and kicking the dog, or may drive the children away altogether, for some hours at least, to find a better place to run about in; but it all ends in failure and bad temper, and the house becomes permanently dirty. The dirt on the floor dries, and is kicked or blown about in dust, which settles on the furniture and clothing, the walls and the ceiling, and is even carried upstairs. Bed-clothes are thrown on to the floor for want of other convenient place; washing day would come very often if it were to come often enough to keep things clean; and often withal there is a want of water. But the strength of spirit and of body required to keep a clean house under these long-continued adverse circumstances dies out,

and the house falls gradually into a chronic state of dirt. The husband becomes dissatisfied with it, and with all in it, and the usual consequence of that is too well known to need to be mentioned; it is enough to say that it is one of the circumstances of his life which does not tend to maintain his health.

Less money than the wife wants comes into the house because the rest has gone elsewhere. Children's clothes become worn out until scarcely any remain. She starves herself to feed her children, and even then insufficiently for their health. Sickness comes into the house, with its consequent expenses. A dirty household is under these circumstances kept together as long as possible, but a frequent consequence is the necessity of parish relief, and the owners of house-property pay perhaps more money in unnecessary poor-rates than would be necessary for all the expenses of drainage.

Dirty roads are another cause of dirty houses, and are uneconomical as well in the cost of maintenance.

It is ruinous to a road to allow water to lodge upon it. If the object were to grind down the materials by means of wheels and horses' feet we should add water to them, and that is practically what takes place when water lodges on a road. It is a matter of experience, after taking into account all charges of road-maintenance, that the cheapest materials for the road surface are the best in quality. Trap rock is the best material; sandstone is weak; limestone is slippery; flint is too brittle; granite, of certain qualities, is a good material, but trap rock is better; it

has a property of toughness as well as hardness. The pebbles and boulders picked from agricultural land are good for the purpose, when broken and made angular, so that the stones interlock with each other. It is necessary that there should be a good depth of stone—say ten or twelve inches—but it is not necessary that it should all be of the quality which is suitable for the surface; the lower half or two-thirds of the depth may be of inferior quality, such as sandstone, for this part is to be regarded as the foundation only, and is never to be reached by the wheels of vehicles or by horses' feet. It should, however, be broken to the same size as the top stone, or metalling, otherwise it will work up to the surface, and the size should not be larger than would pass through a ring two inches in diameter. Stone of two kinds, differing in hardness, should not be mixed together; the softer wears away before the other, and leaves an uneven road; but if placed altogether below the hard stone it serves the purpose of supporting the better material.

Roads come properly within the category of sanitary works. Dust is certainly a nuisance, and mud is no less so; both are sources of dirty houses. Even in a monetary point of view, a good hard material for the top metalling is economical; less dust and mud are produced, because there is less wear. It is the wearing away of the materials in wet weather which produces first mud and then dust. The carting of large quantities of poor material on to a road, and the removal of large quantities of mud from it, cannot be economical. And be it remembered that the removal of the mud takes place and must take place whether

labourers be employed to scrape and sweep it up, and carts be employed to remove it, or whether it be left to be washed away in heavy rains into the drains, or, in lighter rains, to be ground up and remain to be blown away by the next dry wind. To have it washed into the road drains is to have them choked; then the road-labourers disturb the construction of the drains or culverts and clean out the deposit, and restore the construction in a very rough and inefficient manner, making stoppages all the more likely afterwards. So that the ground-up material is necessarily removed, either as mud or dust. Watering roads, too, is expensive work. The expense of all these is reduced by making the top metalling of roads with better material.

Sir Henry Parnell, in his book on roads, gives the results of experiments on the force required to draw given weights over roads of various degrees of cleanliness, which show that for the same load the following very different degrees of force are required for the draught.

On a muddy gravel road	32
On a clean gravel road	13
On a muddy road which is made with good broken stone	10
On the same road covered with dust	8
On a well-made broken stone road in a clean dry state	5
On a paved road	2

In a paper contributed to the Institution of Civil Engineers by Sir Joseph Whitworth some years ago, on the advantages and economy of maintaining a high degree of cleanliness in roads and streets, it is said that it is a remarkable fact that the quantity of dirt

removed is not increased by frequent cleansing, but is indeed under some circumstances diminished. This can only be explained by the fact that very much less dirt is produced on roadways which are kept properly cleansed, and that therefore they are preserved. This effect of improved cleanliness has been generally observed, and its cause is that when dirt is allowed to remain on the surface of a road it retains the water. A curious illustration of the preservative effect of cleanliness of a roadway is afforded by the state of the crossings, where the roads are "macadamised" or made with broken stone. The sweepers keep their crossings clean by constant sweeping; but the road, instead of being, as might have been expected, worn away at the crossing, is often found higher and less worn than the adjoining parts. The saving of the material is no doubt the consequence of the greater dryness, and therefore hardness, of the clean part of the road. In the discussion on this paper, Mr. P. H. Holland said that one of the best effects of clean streets was that the houses were more easily kept clean, and the effect of this upon the habits and morals of the people was most important. If persons could not keep their houses clean with a reasonable amount of care and trouble, they soon gave up the attempt, and submitted to live in dirt. This domestic dirtiness caused domestic discomfiture, which naturally led the husband to desert his own fireside for the public house. If, however, the streets were kept clean, it became comparatively easy to keep the houses so. He had frequent opportunities of watching the effect of improvements in this respect, and it invariably followed

that there had been a marked improvement in the habits and morals as well as in the health of the people.

The condition of public roads is of great importance in another respect. How shall we call upon persons in their private capacity as householders to keep their houses clean when the public authority make it almost impossible to do so by neglecting the condition of the streets and roads? It is one of the gravest questions which a sanitary authority can entertain, whether they do not themselves contribute to the dirty condition in which we find the houses of poor people. And as to the question: Which are public roads? it ought not to arise, for all roads which are used by the public ought to belong to the public authority. It is of frequent occurrence that roads, originally private ground, are thrown open to the use of the public without having been first properly made by their owners, and when the public authority is asked to take to these roads and keep them in repair they very properly object to do so until they have been put into a proper state of repair by the original owners; but the public having used these roads—in some cases for many years—the original owners say the road is no longer private, and is now public ground. These contentions cause much difficulty, and are injurious to all parties concerned. The course of proceeding should be that when a road not properly made is thrown open to the public by the owner of adjoining property for the convenience of the tenants, the public authority should bar the road to carriage traffic until it shall have been properly made, and then take to it as a

public road. By allowing it to be used by the public before it is properly formed, the public authority create a difficulty for themselves, but by placing a bar across one end, upon the public road with which it communicates, the owner of the private road sees that it is his interest to make the road properly at once. But as a practical remedy for former *laches* on both sides it seems proper and just that all such roads now existing should be put in order with the assistance of the sanitary authority, and that in future a better system of procedure should be adopted ; for, besides the necessities of roadways in such cases, it is frequently a present necessity of the sanitary authority that sewers be laid in such roads.

§ VI.—DAMPNESS OF HOUSES.

It is unnecessary to describe the many evil effects of dampness of the floors upon which, and the walls against which, people lodge. The chief cause of dampness of houses is the want of proper eaves-troughs and spouting to the roofs, and where the precaution has not been taken, in building the house, to lay a damp-proof course, the evil effects are excessive. When there are eaves-troughs at all they are in many cases so narrow that either the rain-water of the slighter showers falls short of them, or that of the heavier showers overleaps them at their lower ends and for some distance upwards. They are in many cases no more than 3 in. in width. They should be 5 in. The edges of the trough should be fixed at the upper end level with the edge of the eaves, and an inch or so within that edge all along the trough, so as to catch the slighter showers which drop sheer down. It is chiefly towards the lower end of the trough where the water runs over the edges, and besides being caused by the trough being too narrow in many cases, another, and a frequent cause, is the want of hopper-heads to the down pipes. We see a small hole cut in the bottom of the eaves-trough, and the down-pipe joined immediately to the trough. The mouth of the pipe is too small to admit the quantity of water due to the

capacity of the pipe itself. The full quantity of water that a pipe of given size is capable of conveying cannot enter it through a mouth of its own diameter merely, and it is necessary to enlarge the mouth of the pipe. This is done in the case of eaves-troughs by a separate wider piece, called a hopper-head. But where there are no eaves troughs at all we may see by a rough calculation how much water is poured down at the foot of a house-wall. If we take each slope of the roof of an average house to be 180 square ft., a rainfall of one-third of an inch in an hour amounts to more than thirty gallons in that time, poured down along the foot of the wall. And it should be noticed that the surface of the ground about house walls in rural districts is usually not so evenly flagged, or otherwise paved, as it is in towns, and therefore that the water does not so quickly run off, but lodges about the foundations to a much greater extent, and is absorbed by the walls and given off inside the house in vapour. This is especially so with stone walls. In hilly districts we sometimes find the surface of the ground at the back of a house several feet above the floor level, and no space left between the wall and the earth. Water falling from the roof in such a case makes the house unfit to live in. Everything put against or near the wall soon becomes mouldy, and it is first dragged further away, but for want of sufficient room it is soon put back again, and the consequence is that rheumatism and other diseases take hold of the inhabitants, and illness and inability to work ensue.

The remedy in a case of this kind is to cut down the earth at the back and leave a clear space of a yard

or so between the wall and the earth. One foot below the floor level is a sufficient depth generally. It is easy to see how such cases have arisen; the retaining wall necessary to be built to keep up the earth has been made use of as the back wall of the house.

§ VII.—STORAGE OF RAIN-WATER FROM HOUSE-ROOFS.

THE rain-water falling upon the roofs of most houses of considerable size is caught and stored for use, thereby avoiding, to some extent, dampness of the foundations and other inconveniences. It is in the smaller houses we find this provision mostly neglected. Measurements of the areas of some thousands of house-roofs show an average roof area of about 360 square feet per house. An average rainfall of 30 inches per annum is not unusual, and if we reduce this to 24 inches we could probably collect most of that in tanks, for upon so steep a surface nearly all would run off; but allowing 6 inches in depth for evaporation, there would be left 18 inches in depth available for storage, which would amount to 540 cubic feet, or 3375 gallons in the year, which would yield a daily average supply of 9 gallons to the house. If all the rain-water is to be stored and used gradually and equably day by day, the capacity of the tank should be from about 1000 gallons in the western counties to about 2000 gallons in the eastern counties, but the rules of storage capacity applicable to water-works reservoirs do not apply in this case, because, in small houses, it is impossible to limit the quantity daily drawn out of the tank (although that is quite practicable in the case of a mansion), and if the proper average daily quantity be exceeded it throws out any

calculation which might be made on the basis of a given daily quantity to be used. If the tank be made to hold 1000 gallons, it will be of reasonably sufficient size for one house, and this would be contained in a space 6 ft. square and $4\frac{1}{2}$ ft. deep, or in one 5 ft. square and $6\frac{1}{2}$ ft. deep. But, perhaps, the cheapest tank that can be made is a well. A circular well may be sunk, 5 ft. diameter, to a depth of 15 ft., and if the ground be a stiff retentive clay to that depth, a trial hole should be dug in the bottom to the depth of a foot or 18 inches to ascertain that the clay continues to a sufficient depth below the bottom of the well, the hole being carefully filled in again with puddled clay. The well may then be lined with half-brickwork in hydraulic lime mortar, leaving a clear diameter of 4 ft. 3 in. If the bricks be laid dry the water will pass through the joints to the clay at the back and dissolve it, and part of it will be washed into the well as the water-surface lowers; and if the mortar be made of other than hydraulic lime it will be dissolved. Where the ground is porous this lining could not be depended upon to be sufficiently water-tight. In that case the brick lining should be of radiated bricks, with close vertical joints, and backed with puddled clay, 8 or 9 inches in thickness. Instead of clay a common kind of asphalt may be used, composed of gas tar and any non-porous dry material screened through $\frac{3}{8}$ in. meshes, and worked in the manner already described for dry cesspits (see § III.), both floor and backing of walls. The thickness of this need not be more than an inch, but care should be taken that it is not less in any part than $\frac{1}{2}$ an inch. In this case the radiated

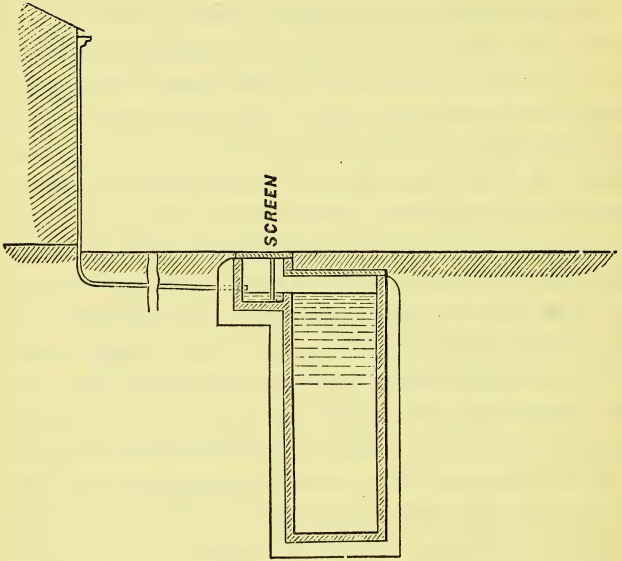
well bricks should also be laid with hydraulic mortar or with cement.

Another method is to use no bricks at all, but to render the sides of the excavation with Portland cement in three coats, the full thickness of the cement being not less than an inch. In this case it is very necessary that the sides be trimmed down to an exact circle. It has been objected to this method that the ground water may rise outside the tank above the level of the water within it, and, by its hydrostatic pressure, burst off the cement lining. This would probably be so if care were not taken to make the excavation circular; but that being done, and there being necessarily an equal external pressure all round the well, the cement ring would be put under a compression not greater, in all probability, than it could withstand. If it be desired to have a brick lining, and to coat the face of that with cement, the bricks should be laid dry, to prevent settlement of mortar joints.

A well of the small diameter above stated may easily be covered with stone flags, or cast-iron plates, or it may be domed over. It is necessary to leave an air-hole in the cover, and to protect it with a hood so that it cannot be reached for mischief.

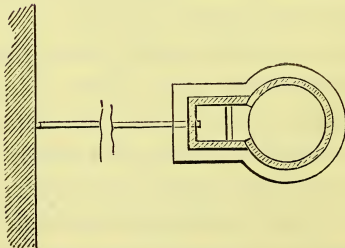
Fig. 17 shows a section and Fig. 18 a plan of a rain-water tank of this kind. The leaves and other things which are brought down by the rain-water from the eaves troughs should be intercepted before they reach the well. This is done by placing a copper wire gauze screen across a small receptacle in which the deposit takes place, and from which it is removed from time to time and the gauze screen washed.

Fig. 17.



SECTION

Fig. 18.



PLAN

The cost of a rain-water tank, made in the first-mentioned manner, will probably be about	£7	0	0
In the second	.	.	8 0 0
In the third	.	.	8 0 0
In the fourth	.	.	8 0 0

in each case including the pump and all, complete.

If we suppose the tank and pump to last, with a full allowance for repairs, only 30 years, there would be procured in that time 100,000 gallons of water. If we take the first cost at £6, and allow 2 per cent. per annum for repairs, or 2*s.* 6*d.* every year during the 30 years, and add 3*d.* for redemption in 30 years at 5 per cent., and capitalise that combined annual payment at 5 per cent., we shall add 55*s.* to the £6, making £8 15*s.*, or say £9. For this sum, including prospective expenses for 30 years, a quantity of 100,000 and odd gallons of water would be procured, being at the rate of about 1*s.* 9*d.* per 1000 gallons, or 48 gallons for a penny.

If the first cost of the tank and pump be £8, and including the same percentage for repairs, &c., there would be procured 36 gallons for a penny. When we consider that when the rain-water is not stored for use in a locality where water is scarce and has to be fetched from long distances, or, if not actually fetched by the inhabitants, paid for at the rate of 4 or 6 gallons for 1*d.*, which is not an uncommon thing, the advantage of storing the rain-water of house-roofs is sufficiently apparent.

Except for the expense, it is advantageous to catch the roof-water before it descends to the ground, so that from an elevated tank a pipe may be laid into the

house. This also affords facility for filtering the water. When the ground-water contains certain mineral properties, some persons find it disagree with their health, and are glad to drink filtered rain-water.

The ordinary sand-filter, such as is in use on the large scale, cannot well be adapted to filtration on the small scale of the necessities of one small house. The area of a filter-bed is usually on the scale of about one-third of a square foot per head of the population, but we cannot make a filter for one house on the same scale, unless it be a mansion, or large house. In a general filter-bed the action is continuous, minute by minute, although the water is suddenly drawn from the mains in quantities of several gallons at intervals of an hour or two, taking house by house throughout a district. It is this intermittent action which makes the difference between the two cases. A general filter bed yields about 75 gallons of water in 24 hours per square foot of its area, but for the reasons stated we cannot reckon the size of a sand filter for one house on that scale. We frequently require to draw four or five gallons, or more, in a minute, and to obtain this quantity through a sand filter at the ordinary speed of descent would require a much larger area than would be practicable or convenient.

The purification of water passing through any filter-bed takes place by reason of two separate actions upon it, first by straining out of it the solid matter in suspension, and secondly by bringing the oxygen of the atmosphere to act upon it so as to change any decaying organic matter which it may contain in solution into inorganic and harmless substances. The best filtering

medium, therefore, is that which at once excludes from its pores suspended solid particles and exposes the dissolved organic matter to the largest possible amount of atmospheric air. Fine sand, by reason of its heaviness, lies too compactly in its body to comply with the latter requirement, while in its surface it is too porous to exclude all suspended matter. On the large scale this is of no practical inconvenience, because, although the solid matter may not be altogether arrested on the surface, but may penetrate the sand to the depth of an inch or two, it is easily removed by a regular attention, but the case of a small household filter is quite different; here no such regular attention is given, or could practically be given, to remove the solid material and replace it from time to time with fresh material. Some substance, therefore, must be used which is closer in its texture on the surface and more open in its body than a sand-bed is. Charcoal is a very porous substance, but the difficulty is to make the water pass through the pores; for when the charcoal is in the form of lumps, however small, the water passes through amongst the interstices of the lumps or granules, and not through their pores, thus coating the surface of each lump or granule with the impurities of the water, and for a time, therefore, depriving the water of them, but afterwards allowing it to pass through unpurified, and even, after further use, giving off to it part of the accumulated impurities of the water which had previously passed through. This was found to be the result of passing water through a thickness of five inches of animal charcoal of a degree of fineness similar to that used in sugar refineries,

according to a paper read at the Institution of Civil Engineers, in 1867, by Mr. Edward Byrne. The experiments Mr. Byrne made were not considered conclusive of the case, for there seemed to have been some peculiar property in the water; but, however that may have been, the experiments certainly did show that, after a certain quantity of water had passed through the filter, the remainder was in worse condition after than before it passed through.

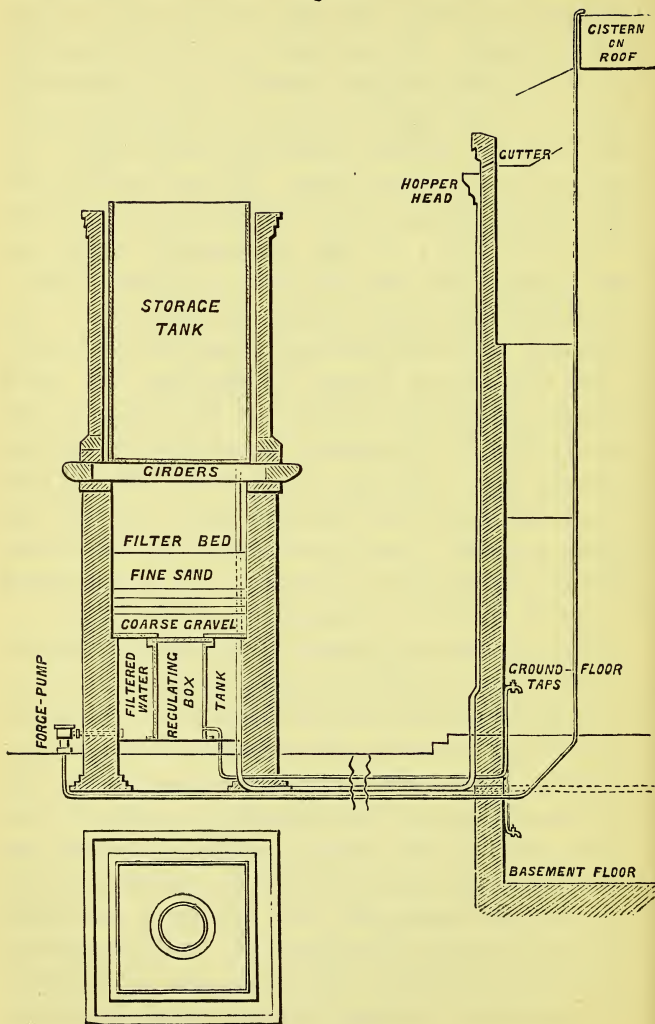
In the discussion of this paper, Dr. Letheby said that a cubic foot of animal charcoal, weighing from 50 to 52 lbs., held within its pores four gallons of water, and that he had found by experiment that it was necessary that the water, to be purified, should remain in contact with the charcoal for at least one minute. In Mr. Byrne's experiments the time had been two and a half minutes. It was stated that the rate of filtration through the filters of the Water Purifying Company is 400 gallons a day, through a filter containing 80 lbs. of charcoal.

Dr. Frankland said he had passed some of the London water through a stratum of animal charcoal, three feet thick, at the rate of more than 41,000 gallons per square foot in 24 hours, under a head of 30 feet. The charcoal was in granules, like coarse sawdust, and in the above-named instance more than one-half of the organic matter in the water was removed; and, on reducing the rate of passage of the water to one-half, one-fourth, or one-tenth, the proportion removed was scarcely increased. It appeared, from experiments, that wood or other vegetable charcoal is inert in its action on organic matter in water.

Animal charcoal appears to have been applied to the filtration of water with some success by Mr. Atkins, of Fleet Street. The charcoal is reduced to powder and mixed with powdered vegetable and combustible matter; and the combined powder is mixed with liquid pitch, and the mixture worked up and moulded into plates or blocks of any form. By thus moulding the charcoal into blocks, it is at once put into a convenient and portable form; and the mud arrested on the surface is scraped off, after the plate, or frame of plates, or the block, has been removed from the water. For continuous use, a duplicate set is required; as, indeed, is the case in any method of filtration. A useful thing for catching the rainwater of the roof in a clear state, is Buck's "Separator," inserted in the vertical rainwater pipe. The first run of water, bringing with it soot and dirt of various kinds from the roof and gutters, is made to pass in one direction to the drain, while the succeeding run of water, much clearer, passes in another direction, and may be caught for use.

When, however, as indeed often happens, a mansion or large house is without a sufficient supply of water, a very useful quantity may be obtained from the roofs. A much larger roof-area, in proportion to the number of persons living under it, exists in such cases as this than in small houses. If we take a large number of small houses, we find the average number of persons per house to be, say, five, and we find the average roof-area to be, say, 360 square feet, or it may be in some cases that the average is 400 square feet, or 80 square feet per head of population; but, in the case of a mansion, the comparative roof-area is much larger, even when

Fig. 19.



the visitors are included. It is often as much as 200 square feet for each person; and, taking 18 inches as the available depth of rain-water in an average year, the quantity would be 1875 gallons per head in the year, or, when regulated, 36 gallons per head per week. It is better, in this case, to reckon the quantity per week; because, in order to regulate the quantity, a service cistern must be constructed, to be filled by, say, the chief servant of the household periodically. If the quantity used during a week were equable, day by day, it would be sufficient to make a small cistern to hold one day's supply, and that it should be filled from the storage tank once a day; but, as on some days of the week much more water is used than on others, it is better to make the service-cistern to hold a week's supply. Without some regulation of this kind, there would be no certainty of the storage lasting over a drought; and it is because this regulation cannot be practically and generally maintained in small houses, that the rule of storage capacity of reservoirs cannot be applied. When the water can be regulated, say weekly, the capacity of the storage tank may be 120 days' (average) supply, in the western counties; and may vary from that capacity to twice as much in the eastern counties.

§ VIII.—CONTAMINATION OF WELL-WATER.

THE sources of contamination of well-water are:—(1), privy cesspools which are not water-tight, and from which rain-water is not excluded; (2), soakage of the top-water into the ground and thence into the wells, conveying with it refuse matter from the surface; (3), house-drains which lie near the well, and which allow the house-slops to percolate through the joints into the surrounding ground, from which they gradually soak into the well; and (4), unless the drain consists of pipes closely jointed, rats are a frequent cause of contamination of wells near which house-drains lie; for rats seem to have a peculiar instinct in finding their way through the ground direct to water, and, although the water in the well may be out of their reach, it is possible that in their efforts to reach it some of them drop in; but, even if that should not be so, refuse liquids may find their way through the holes they make from the drain to the well.

There are three kinds of wells:—(1), pump-wells, (2), draw-wells, and (3), dipping-wells, and the above-named forms of contamination are common to them all; but a draw-well is liable to contamination of another kind. The cover is necessarily moveable, and is usually on the same level as the surface of the ground. The cover is often left open, and small animals, such as dogs, cats, and rats, sometimes fall

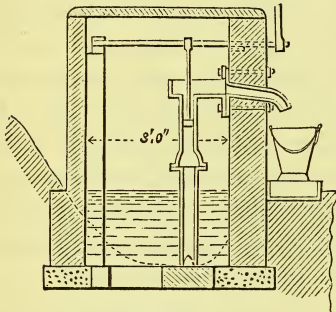
in; and, the occurrence being unknown, the animals decay there and contaminate the water, the cause of the consequent illness of the persons who drink the water being probably undiscovered.

Unless wells be provided with pumps, the rim or edge-curbing should be raised above the surface of the ground, and a step or two made for persons to ascend to draw the water.

Dipping-wells are also subject to contamination from other sources. The cans, buckets, and pails used are set down in dirty places about the house, and the dirt is carried to the well and washed off in the act of dipping. Also, every time anything is dipped into the water, it is stirred up and muddied for the next person who comes. Another source of pollution of an open well-hole is the mischief of children, and where the situation is public this cannot be prevented. A dipping-well the water of which is used for domestic purposes, ought not to be allowed to exist. Every opening should be completely closed, except one for ventilation, which should be protected by a hood, so that it cannot be reached, and another for the overflow of water, which should likewise be shielded; and the water should be procured by means of a pump. These dipping-wells are weak springs, and as the overflow of water may probably be frequent, a cattle-trough may be so placed as to receive the overflow: in public places this is of great use. The pump should be wholly enclosed within the well, and a horizontal shaft or spindle should traverse the well from wall to wall, carrying upon it an arm to work the pump-bucket, having only its end projecting through the wall, upon

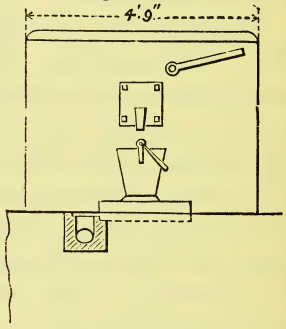
which is fitted a simple lever or handle 18 inches or so in length. Being wholly enclosed or bricked up, the pump barrel should be lined with brass or gun metal, and truly bored out, and, indeed, well and truly fitted in every respect, so as to prevent the need of frequent repairs, which is a too common need of many pumps.

Fig. 20.



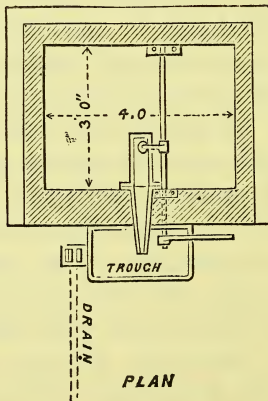
SECTION

Fig. 21.



ELEVATION

Fig. 22.



PLAN

Figs. 20, 21, and 22, show respectively a section,

an elevation, and a plan of such an enclosed pump, the handle alone being outside the brickwork. Under the spout is a dog-trough, 24 in. \times 12 in. \times 4 in., across the middle of which are two iron bars, upon which the bucket or pail is set. At one end of the trough there is a lip, an inch below the edges of the trough, over which the surplus water flows into the drain, through a small grating. The pump, and the shoot or spout, are of cast-iron; the working barrel lined with brass, and the foot-valve is also of brass. It is important that this valve should be well fitted, because of the small head of water upon it to keep it tight. Two lugs are cast upon the pump barrel, one near the top and the other near the bottom, which are bolted to two cross pieces of wood, built into the brickwork, to hold the pump steady.

These pumps are made at a cost of about 50s. each, and the rest of the work costs about the same. As to the trough, it should be a shallow one, to hold about 3 or 4 inches depth of water only, for if it be made deep enough to dip into, the children who are sent for water for the household—and it is children mostly who fetch the water under the circumstances now under consideration—would fill their pails with the contaminated water of the trough, after the well-water is exhausted, which is a very common occurrence in dry weather.

Weak springs, as many of these are, although the water may be of good quality, yield but a very inadequate quantity for the number of persons resorting to them. While they remain open dipping-places, persons who come to fetch water, and see the depth insufficient to dip into, wait (sometimes for a long time)

until they can dip their pail or other vessel; but when the water is boxed in and a pump fixed, they exhaust the supply of water quickly, and are too apt to say that the new pump is no benefit to them, or that they would rather have the old dipping hole again. But as this arises from thoughtlessness, time will probably convince them that they had better have of good quality what water the well-hole yields than have it polluted.

It is more difficult to arrange a proper water-supply in a rural district than in a town. Rural sanitary districts contain many aggregations of population of 2,000, 3,000, and 5,000; and it is these places which are the most difficult to deal with in respect of the water-supply. Take, for instance, one parish of, say 4,000 population, in a dozen parishes constituting the Rural Sanitary District of, say 20,000 or 30,000 population, living on about as many acres of ground: three-fourths of the population of the parish may be congregated on 100 acres, the other thousand being distributed in something like the following manner:—100 at A, 200 at B, 300 at C, and 400 at D. Now, leaving out of the question how three-fourths of the population of the parish may be supplied, those designated A, B, C, and D, will probably all procure water for domestic purposes from sources liable to contamination from passing persons and animals, whether accidental or wilful. But supposing a satisfactory water-supply to be arranged for the main portion (say the 3,000) of the population, it would probably not pay, at the current water-rate, to supply the small outlying places—the other fourth; although, living within the

same sanitary district, they may very properly say they have the right to be supplied equally with those who live more centrally in the same district, providing they are willing to pay the current water-rate on the value of the house. But if the sanitary authority must include these outside people, the water-rate upon those more centrally situated must be increased, so that an average rate may be struck for the whole district. It is therefore advisable to protect and render as useful as possible all the small sources of water in the outlying parts, so that the inhabitants may procure, in a tolerably pure state, whatever quantity these small sources yield.

There is little or no doubt that the average rate of mortality of some of the Sub-districts of Registration is unduly swelled by excessive mortality in small outlying places, and that if these could be kept within the average of the district that average would be considerably less than it is now ; and who knows how far the unwholesome water of these outlying places contributes to swell the bill ?

The section of the Act which relates to this subject is the 70th, as follows :—“ On the representation of any person to any local authority that within their district the water in any well, tank, or cistern, public or private, or supplied from any public pump, and used or likely to be used by man for drinking or domestic purposes, or for manufacturing drinks for the use of man, is so polluted as to be injurious to health, such authority may apply to a court of summary jurisdiction for an order to remedy the same ; and thereupon such court shall summon the owner or

occupier of the premises to which the well, tank, or cistern belongs, if it be private, or in the case of a public well, tank, cistern or pump, any person alleged in the application to be interested in the same; and may either dismiss the application or may make an order directing the well, tank, cistern, or pump, to be permanently or temporarily closed, or the water to be used for certain purposes only, or such other order as may seem to them to be requisite to prevent injury to the health of persons drinking the water."

The court may order the water to be analysed, and if the person on whom an order is made fails to comply with the same, the court may, on the application of the local authority, authorise them to do whatever may be necessary in the execution of the order, and expenses may be recovered from the person on whom the order is made.

PART II.

DRAINAGE.

SECTION IX. HOUSE-DRAINS AND SEWERS.

Definition—Sewers may act as land drains—Old water courses—House drains everywhere necessary—Properties of a sewage flow—Velocity of a sewage flow—Solid deposit—Surface, mean, and bottom velocities—Qualities of house drain and sewer pipes—Inclination of house drains—Sizes of house drains—Discharge of a 6-in. pipe—Causes of stoppages of house drains and sewers—Jointing—Mode of laying pipes—Refilling the trench—Bad ground—Taper pipes—Dead ends of sewers—Drains under house floors—Terminations of house drains—Water traps—Water closets—Ventilation of house drains and sewers—Fluctuation of the volume of sewage—Open and close sewers—Road drains—Circular sewers—Egg-shape sewers—Sewer bricks—Depths of sewers—Junctions of house drains with brick sewers—Sewer invert blocks.

SECTION X. ARRANGEMENT OF THE OUT-BUILDINGS OF SMALL HOUSES.

- „ XI. PAVING MATERIALS.
- „ XII. COMPOSITION OF SEWAGE.
- „ XIII. DISPOSAL OF SEWAGE.

PART II.—DRAINAGE.

§ IX.—HOUSE-DRAINS AND SEWERS.

Definition.—Drains and Sewers are sometimes spoken of indiscriminately, but it is necessary, for convenience sake, to make a distinction. Again, house-drains and land-drains are distinct in their functions, the one draining surface-water and the other ground-water. We define a house-drain to be a channel (whether open or covered) which conveys away from a house, or from a few houses, the refuse liquids, together with such solid matter as may be in suspension and solution in them; and a sewer to be a channel (whether open or covered) which receives the contents of two or more house-drains; a main sewer, one which receives the contents of two or more other (subsidiary) sewers; and a trunk or outfall sewer, one which receives the contents of all other sewers belonging to the same system.

Sewers may act as land drains.—A sewer may, by constructing it in a certain manner, be made to admit ground-water; and, in argument whether a sewer should be made to remove the wetness of ground through which it may be laid, the subject may be argued on the understanding that a sewer, made in a certain manner, will act as a drain, while, if made in a certain other manner, it will be impervious, and therefore not a drain-sewer. It is a question to be determined rather by the doctor than by the engineer whether the dampness of ground under and near dwelling-houses should be removed: if so, the only question for the consideration of the engineer is how far the drainage of the ground may assume the form of a run of water sufficiently quick to carry with it fine particles of earth or sand into the sewer, and so induce a settlement of the ground and consequent danger to the stability of buildings. In merely damp ground this would not occur, and it is in this kind of ground where the method seems most beneficial.

When the sewage (sewage being that which flows through drains and sewers, whatever it may consist of,) of several houses belonging to different owners is brought into one drain, before it enters a sewer, this drain is a main drain, as when, by agreement between owners of adjoining houses, one drain, laid along the backs of their respective houses, drains them all before it debouches at the lowermost into a sewer.

Another method of distinction is that drains are those channels which belong to houses as private property, without reference to the number of houses drained by each, and that sewers are such channels as

belong to the public. Practically, the results of the two methods coincide in most cases.

Old Water-courses.—In Rural Sanitary Districts perplexing questions arise as to whose duty it is to repair, alter, or amend certain watercourses into which house-sewage and road-water have been turned from time to time, and which lie through private lands. These were originally, no doubt, the natural outlets of the rainfall, and, as such, belonged to the owners of the adjoining land, each one having the use of it as far as his land extended, and being responsible for its condition. So long as that which came into such a water-course was rain-water only, all that was necessary was to provide for its passage, without reference to the form of the channel; but when houses have been built within the watershed of such a channel, the sewage has been from time to time turned into it by house-owners who have had no original rights in the land adjoining it. This has come about in the following manner:—Roads have been formed in a direction across this original water-course, the road ditches having their outlet into it. Houses have been built adjoining the road. The open ditches having been found to be inconvenient, a culvert has been laid to carry off the road-water, and the ditches have been filled up. This has been done either in whole by the parish vestry or in parts by the house-owners as far as their respective frontages have extended, the parish authority completing the culvert in other parts. Then, from time to time, the house-sewage has been turned into these culverts, and so the main watercourse has become an open sewer, used by

the public ; but its form is such that the sewage lodges in it and becomes a nuisance. Presently the sanitary authority is appointed, and it is desired that the nuisance shall be done away with. The question then arises—Is this a public sewer ? for if so, the sanitary authority ought to amend its form so that the sewage may be properly carried off.

The usual remedy, and an effectual one, for a case of this kind, is to lay an intercepting sewer for the house-sewage, taking it along such public roads as may be practicable and convenient, and through private lands where it may be necessary, under the powers of the Act. It is one of the principles of sewerage that natural watercourses should not be converted into sewers, but should be left to perform their proper function of carrying off rain-water, and especially storm-waters. Such an intercepting sewer is, of course, laid by the sanitary authority.

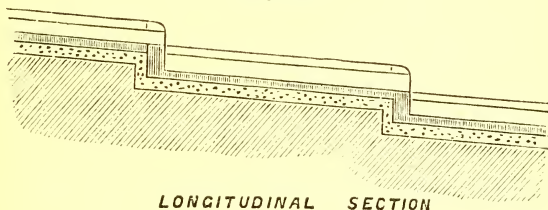
There are cases, however, where the area of ground naturally draining into a watercourse of this kind is small, which may be treated as exceptions to the rule, and where such a watercourse may be continued to be used as a main sewer, either covered or open, or covered in some parts of its course and open in others.

In such a case, where the ground is very steep, and where floods have formerly torn up the bottom of the old water-course and brought down the sides, but where, nevertheless, there would have been great difficulty in carrying the sewage in another direction by an intercepting sewer, I have deemed it advisable to allow the old watercourse to continue to be used as a sewer. To prevent sewage lodging in the rough bottom of the

old watercourse, I have laid in a brick invert, on concrete, as shown in figs. 23 and 24. To check the too great rush of water in flood times I have formed the bottom in steps, as shown.

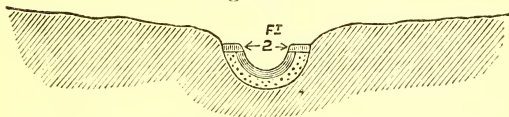
In steep ground, such as this, a covered sewer is almost like a flue, up which the gases ascend rapidly from the lower levels, and blow out at any opening there may be, and in this case the lower end of the sewer is covered, and is in communication with other sewers at lower levels, so that in the part now under notice, and where it was not absolutely necessary to

Fig. 23.



LONGITUDINAL SECTION

Fig. 24



CROSS SECTION

cover it, it has been left wholly open, thereby breaking the connection of the covered sewers at the lower levels with those at the higher levels.

House drains everywhere necessary.—The necessities of urban and rural sanitary districts are different in degree but not in kind, and it is the degree that is the important thing to be considered in each rural sanitary district, according to the density of

population and other circumstances. This question of degree, however, applies to works of combination, such as sewers, and not to individual works, such as house drains. Every house in a rural sanitary district requires a drain to carry off the house-slops, as well as every house in a town; but the sewage may in some cases be satisfactorily disposed of without any system of sewers, where the houses are widely separated from each other.

Properties of a sewage flow.—The properties of a sewage flow are (1) its viscosity; (2) its velocity, which depends upon two subsidiary properties, viz., the hydraulic mean depth of the stream and its inclination; and (3) the scouring action of the stream upon the bottom of the channel.

In respect of the first of these we may take it to be the same as that of water.

In respect of the second property, if the cross sectional area of a stream be divided by the width of its cross section, measured along its bed, the result is the hydraulic mean depth; and the greater this depth the greater is the velocity, if the inclination remains the same.

Velocity of a sewage flow.—The flow of a liquid is influenced by the friction between it and the channel through which it runs, and it is retarded, more or less, accordingly as the extent of the surface of the channel with which it flows in contact is great or small, in relation to the quantity of liquid flowing through the channel. The quantity of liquid discharged by any channel of given size, as a pipe of given diameter, is the result of the sectional area

of the stream multiplied into its velocity. It is desirable that the velocity of the sewage should be considerable. In circular pipes the least extent of surface is offered, in relation to the quantity discharged, and therefore the least obstruction to the flow of sewage, when the sewage half fills the pipe, in all cases within the limits of practice.

Solid deposit.—The third property is necessary to be considered so that stoppages of the sewer or drain may not take place from the accumulation of solid matter. In Beardmore's "Hydraulic Tables" it is stated that

30 feet per minute	will not disturb	clay with sand and stones.
40	„	will sweep along coarse sand.
60	„	„ fine gravel.
120	„	„ rounded pebbles.
180	„	„ angular stones.

These, except the first, coincide with Du Buat's experiments.

In Rankine's "Manual of Civil Engineering" are stated, not the velocities which will move solid matter along, but the greatest velocities of the current close to the bed consistent with its stability; thus—

Soft clay	0·25 feet per second.
Fine sand	0·50 „
Coarse sand and gravel as large as peas .	0·70 „
Gravel as large as French beans . . .	1·00 „
Gravel 1 inch diameter	2·25 „
Pebbles 1½ inch diameter	3·33 „
Heavy shingle	4·00 „

Mr. Neville gives the following in the third edition of his "Hydraulic Tables, Co-efficients, and Formulæ," recently issued by the publishers of this work.

Speaking of *rivers*, he says (p. 258), "The mean velocity must not be too quick, and should be so determined as to suit the tenacity and resistance of the channel, otherwise the bed and banks will change continually, unless artificially protected; it should not exceed

25 feet per minute	in soft alluvial deposits.
40	„ clayey beds.
60	„ sandy and silty beds.
120	„ gravelly.
180	„ strong gravelly shingle.
240	„ shingly."

Although in the regimen of rivers it is an object to restrict the velocity so that the materials of the bed may not be worn away, and in sewers it is an object to increase the velocity so that deposit shall be carried away, still a useful comparison may be made between this table and the others herein given.

Mr. Wicksteed made some experiments with a channel having a semicircular bottom (Du Buat had operated on a channel sometimes rectangular and sometimes trapezoidal, whose greatest breadth was 18in., and depth from 3 to 9 in.), and he found that with a bottom velocity of $12\frac{1}{2}$ in. per second, coarse sand, small pebbles, and rounded stones, and pieces of brick 2 in. diameter, were carried along, the larger ones moving rapidly and stirring up the sand and small stones, which moved slowly. With a velocity of $21\frac{3}{4}$ inches per second iron borings, together with all the previous substances, and pieces of brick 3 in. across, were carried along. In these experiments the fall of the surface of the water and the bottom of the channel were the same, viz., 1 in 139.

Experiments were then made with a level bottom, and a sufficient supply of water admitted into the channel to produce a surface velocity of $32\frac{3}{4}$ in. per second, which would indicate a bottom velocity of about 20 in., or, according to some authorities, 22 or 23 in., and with this velocity, on a level bottom, half and three quarter bricks, together with the substances before named, were rolled along, turning over and over.

Surface, mean, and bottom velocities.—It is difficult to measure the bottom velocity in any actual stream, and the experiments of different persons do not show any close agreement in the results arrived at, in respect of the relation which the bottom velocity bears to the surface velocity.

In Dr. John Robison's "Mechanical Philosophy" it is stated that the differences between the velocities at the surface and the velocities at the bottom of streams are proportional to the square roots of the velocities at the surface. The mean velocity is the arithmetical mean between the surface and bottom velocities. In a general way, if unity be taken from the square root of the surface velocity in inches per second, the square of the remainder is the velocity at the bottom.

Dr. Rankine says that the least velocity, or that of the particles in contact with the bed, is about as much less than the mean velocity as the greatest velocity is greater than the mean, that is, that the least, the mean, and the greatest velocities may be taken as bearing to each other nearly the proportions of 3, 4, and 5.

Mr. Bazalgette stated, in a paper read at the Institution of Civil Engineers, on the metropolitan main drainage, that he had designed the work so that there

should be a mean velocity of not less than $1\frac{1}{2}$ mile in an hour, when the sewers run half full, which is 132 ft. per minute, or 2.2 ft. per second, the bottom velocity of which, according to the above-named ratio, would be 99 ft. per minute, or 1.65 ft. per second.

According to the experiments precedently named this bottom velocity would "sweep along fine gravel," or "gravel as large as French beans," or "coarse sand, small pebbles, and rounded stones, and pieces of brick 2 in. diameter."

From these and from our own observations we may say that the bottom velocity of a sewage stream ought never to be less than 18 in. per second, or the mean velocity less than 2 ft. per second. With the quick fall which may usually be given to house-drains a mean velocity of 3 ft. per second may easily be obtained, if the pipes be not made too large.

Qualities of house drain and sewer pipes.—One of the first requisites of a house-drain or sewer pipe is that it be perfectly circular, and another that it be smooth. The kind of clay of which drain-pipes are sometimes made, and the mode of manufacture, are such that during the process they fall out of shape and become non-circular at the ends. This irregularity of shape in adjoining pipes in the same drain causes obstructions to the solid matter of the sewage, obstructions which are cumulative, and which are not found out for a long time after their commencement, causing a generally foul state of the drain, and one from which large quantities of foul gases are given off, which travel upwards along the drain to the house.

There are three kinds of earthenware pipes in use for house-drains and sewers.

1. "Earthenware" pipes, which are made at many brickyards, but of one kind of clay only at each. Very few of these stand the heat necessary to vitrify them thoroughly and yet retain their shape, and they cannot be made so smooth inside as is desirable for house-drains and sewers.

2. Stoneware pipes. These are made of a mixture of clays which burn mostly of a light colour, and sometimes there is an admixture of previously burnt clays broken up, and other substances, and the mixture of which they are made will stand great heat in burning, while yet the pipes mostly retain their form. These pipes can be, and mostly are, glazed with common salt during the later stages of firing. They are usually 2 ft. in length, excluding the socket, which is $1\frac{1}{2}$ in. deep in the 3-in. and 4-in. pipes, $1\frac{3}{4}$ in. deep in the 6-in. pipes, 2 in. deep in the 9-in. and 12-in., and $2\frac{1}{4}$ in. in the 15-in. pipes. The thickness of the 3-in. pipes is usually $\frac{3}{8}$ in., of the 4-in. pipes $\frac{1}{2}$ in., 6-in. pipes $\frac{5}{8}$ in., 9-in. pipes $\frac{3}{4}$ in., 12-in. pipes 1 in., and 15-in. pipes $1\frac{1}{8}$ in., and those made by Messrs. Stiff and Sons weigh respectively about 12 lbs., 16 lbs., 29 lbs., 52 lbs., 86 lbs., and 126 lbs.

Other pipes are made of fire-clay, and these are usually thicker than stoneware pipes, except the smaller sizes of 3 in. and 4 in., which are the same.

When there may be a special reason for requiring greater strength to resist external pressure than the ordinary stoneware pipes will resist, or than it would be prudent to subject them to, fire-clay pipes may be made of any thickness required; but stoneware pipes, as well as some kinds of earthenware pipes, will resist

considerable external pressure. When Mr. Rawlinson some years ago read a paper on the drainage of towns at the Institution of Civil Engineers, Mr. Doulton said he had tried the strength of some pipes made by his firm, with the following results. The pipes experimented on were two feet long; each pipe was supported at the ends on blocks; a piece of wood twelve inches long was laid on the middle, and the weight was gradually increased until fracture ensued. The following were the results:—

Diameter of pipe.	Thickness.	Weight on 12 in. square.		Weight over the entire surface of the pipe.		
		cwts.	qrs.	tons.	cwts.	qrs.
15 in.	$\frac{7}{8}$	31	3	7	1	1
12 in.	$\frac{3}{4}$ and $\frac{1}{16}$	53	3	8	13	2
9 in.	$\frac{3}{4}$	64	3	8	18	3

But it would not be prudent to accept these as the breaking weights of all stoneware pipes of like diameter and thickness, even of the same make, for one or a few in a great number might fail with very much less weight. Moreover, it would be contrary to all engineering practice to allow an actual weight even to approach any known breaking weight.

Inclination of house-drains.—There is usually no difficulty in giving a sufficient fall to house-drains, if the pipes be true in form and evenly laid (and no fall whatever will compensate for defects in either of these respects). A moderate fall, and yet a sufficient one, is 1 in 60, or 2 in. in 10 ft., for the body of the drain, and 1 in 30 for the branches.

Sizes of house-drains.—The proper size of a sewer

or drain must be determined upon a consideration of the laws of hydraulics, moderated by knowledge derived from experience. This is necessary; for by the former alone we should find that a pipe of but two or three inches diameter is sufficient for half a dozen houses, even with the small inclination sometimes given to house drains, but we know by experience that the diameter should not be less than six inches, on grounds distinct from hydraulic laws. But the requisite size of a house drain is often over-estimated. A pipe six inches internal diameter is sufficiently large for the drain of the largest house, and it is not too large for the smallest house. A house drain frequently has several branches, and each branch may be four inches diameter. A 4-in. pipe would indeed be sufficiently large for the whole length of the drain in respect of its capacity to carry off the quantity of sewage running from the house, but from the carelessness of persons a solid article—much too large and heavy—sometimes gets into the drain, and in a 4-in. pipe this fills up too much of the space to allow the sewage to pass it. If, then, the obstruction takes place at some unknown part of the body of the drain there is great trouble in finding it, but when each individual branch is but 3 in. or 4 in. diameter a solid article is more likely to be caught before it gets as far as the 6-in. pipe, and when a stoppage is caused by such an article its position may generally be ascertained to be at or near an inlet of the drain, and may be removed at once without much searching. If, however, it get through the branch, and the drain be 6-in. diameter, it will probably not obstruct the sewage

altogether, but will be gradually moved down towards the end of the drain by the occasional flushes of water, and will probably be carried down to the outfall without further inconvenience.

For this reason the body of a house drain should not be less than 6 in. diameter, although the branches may be 4 in.

A concise and useful formula for our present purpose is that of Eytelwein, given in Tredgold's "Tracts on Hydraulics," viz., that the mean velocity per second of a stream of water of similar form to those we are now considering is about nine-tenths (more accurately ten-elevenths) of a mean proportional between the hydraulic mean depth and the fall in two English miles, supposing the channel to be prolonged so far. The mean velocity per second of any such stream may therefore be represented generally thus:—

h = the hydraulic mean depth,
 f = the fall in two miles,
 and v = the mean velocity sought.

When $v = \cdot 9 \sqrt{hf}$,

or, as it is more convenient to take small quantities like these per minute, $v = 54 \sqrt{hf}$ = the mean velocity per minute; and this velocity multiplied into the sectional area of the stream gives the cubic quantity discharged.

Discharge of a 6-in. pipe.—The velocity in a 6-in. pipe running half full, and having a fall of 1 in 60, would be fully 250 feet per minute, and this multiplied into the sectional area of the stream would give a discharge of 24 cubic feet per minute, or 150 gallons.

If we take the fall to be 1 in 120, $f = 88$, and $9 \sqrt{hf} =$ a mean velocity of nearly 3 feet per second, or 180 per minute, which would give a discharge of fully 100 gallons per minute.

No household discharges so much sewage as this. The velocity, however, will be less than that above stated so long as the sewage does not half fill the pipe, which it will seldom do in a 6in. pipe, even when it drains half-a-dozen houses, with a fall of 1 in 60, unless the rain-water of an unusually large area be turned into it.

The only direct rain-water that it is necessary to turn into a house drain is that falling upon the ground surface of the back premises of houses. That falling upon the roofs may be, and certainly should be, caught and stored for use, and sent into the drains after use. As to the area of the ground surface of the back premises of houses drained directly into the house drains, numerous observations and measurements show that it seldom exceeds the area of the house roof, and this, as has been before stated, has been found by the measurement of several thousand house-roofs to average about 360 square feet. If we say that the direct rainfall to be carried off by the house drain as fast as it falls is that due to an area of 360 square feet, that is rather to overstate than understate the average area of small houses.

A house drain should carry off as fast as it falls the greatest rainfall from the area draining directly into it, together with the greatest quantity of house-sewage that may be discharged at the same time. If we take the quantity of water resulting from a depth of rain

of 2 in. in an hour over an area of 360 square feet as the quantity to be carried off, the discharge to be provided for would be 60 cubic feet in the hour, or 1 cubic foot per minute. But say that during some short part of the hour the quantity might be twice the average, or 2 cubic feet per minute.

The maximum quantity of sewage discharged per minute from one house does not exceed 2 cubic feet per minute, and that only very rarely.

If we suppose this to occur at the same time as the heavy rainfall above stated, which is not impossible, the quantity the drain must be capable of discharging is 4 cubic feet per minute per house.

Referring to the calculated discharge of a 6-in. pipe when half full, and with a fall of 1 in 60, viz., 150 gallons per minute, or 24 cubic feet, we see that with that fall a 6 in. pipe is sufficient for six houses; but how often do we see and hear of owners of house-property being advised to lay down 9-in. pipes when several houses are to be drained by one drain, and sometimes even when only one house is to be drained? It is quite as easy to fall into the error of laying down too large a pipe as one too small, and of the two that error is the more often made.

The few calculations given above are not intended to prove anything which is not already well known to those accustomed to this kind of work, for they neither make nor require such calculations, but only to prove to those who are inclined to lay down pipes of too great size that they not only do no good by it, but harm.

The causes of stoppages of house drains and sewers.—Certainly many drain and sewer pipes have become

choked with solid sewage, and the fault has been mostly attributed to the supposed too small size, whereas the proper reason has more probably been that they have been badly laid, badly jointed, or of irregular form. As to the form of drain pipes it has already been said that they should be truly circular. As to the laying, sufficient care is often not taken to make the bottom of the trench of uniform inclination; and as to the jointing, carelessness in this respect is the chief cause of stoppage.

In very stiff and retentive clay sewage cannot escape far away through bad joints, but it is certain (from actual observations) that wherever the ground is at all porous, large quantities of liquid escape through imperfect joints of drain and sewer-pipes. The liquid is the carrier of the solid portions, which have a constant tendency to settle to the bottom of the pipe, and if the liquid be insufficient in quantity to cause the necessary velocity (that is, if it be allowed to escape at the joints), the solid part of the sewage necessarily settles and chokes up the drain. And to be convinced of the extreme importance of attention to the jointing, it is only necessary to consider that during all the time this accumulation of solid sewage is taking place the drain is, in fact, a long cesspool, one end of which adjoins a dwelling-house.

When 6 in. pipes have become choked with solid sewage it has often been supposed that that is too small a size for a house-drain, and 9 in. or larger pipes have been recommended as a remedy, instead of attributing the fault to its probably true cause—the inefficient jointing of the pipes. But if a drain be so

laid that stoppage occurs from accumulation of solid sewage, the sooner the stoppage takes place the better, for as it takes a longer time to fill a 9 in. than a 6 in. pipe with solid matter, so much longer does the formation of injurious gases continue. In the case of a sewer, the conditions are somewhat different, but not wholly. The dimensions are necessarily larger, but as against this it must be said that there is a more constant run of water.

For a sewer, a 9 in. pipe is the least size to be recommended, increasing to 12 in., and then larger if necessary, up to 18 in. or 20 in., but for a larger sewer than this, brickwork is often more economical, although pipes are sometimes used of a diameter of 30 in. and even more; but they are very awkward to deal with satisfactorily. Pipes of moderate size are made 2 ft. long, exclusive of the socket, but pipes of large size are usually made longer— $2\frac{1}{2}$ ft. and 3 ft.—and they are very heavy, requiring special tackle to lower them into the trench, and when there they are difficult to handle, the room the pipelayers have to work in being but narrow.

Form of the bottom.—The principle of confining the stream of sewage in dry weather to a narrow space in the bottom of a brick sewer of considerable size, as in Fig. 25, has sometimes been adopted for pipes, both large and small, but this form is not so good as the circular form for small pipes.

Jointing.—It is the lower portion of the joint, say the lower half of the circle, which most requires to be well made and perfect. The liquid sewage, as has just been said, is the carrier of the solid portion, and if it be

Fig. 25.

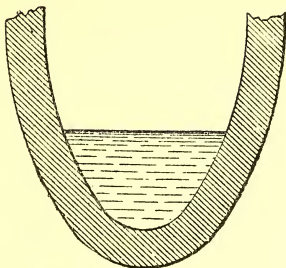


Fig. 26.

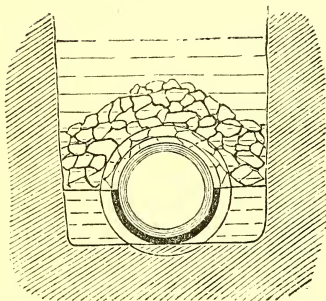
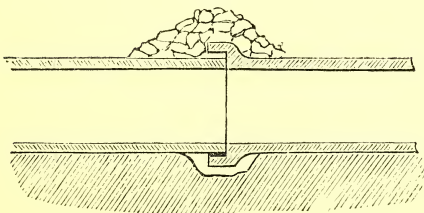


Fig. 27.



allowed to escape at the joints, the solid part necessarily settles on the bottom of the pipe, and remains there unless flushed away, which may seldom or perhaps never occur.

The joints of house drains and sewer pipes are often made with clay, but clay is not a good material for the purpose, unless it be well tempered outside the trench and made of a consistency so tough as to allow a long band of it to be suspended without breaking by its own weight. A band being thus made, by taking a lump of well-tempered clay and rolling it out on a planed board and flattening it out to a width of $1\frac{1}{2}$ in., and a thickness of $\frac{1}{2}$ in., it is laid round the lower portion of each socket, as in Fig. 26, before the spigot end of the next pipe is inserted. A good pipelayer will draw up the spigot end of each pipe until it touches the top of the socket, and then, when the pipe has been drawn "home," will let it drop vertically, and leave no space between the ends of adjoining pipes.

Another material is Portland cement, but when this is used it is necessary to guard against portions getting into the interior of the pipe, there setting, and forming ugly lumps and obstructions.

Sometimes a platted band of spun yarn is laid in the bottom of the socket, $1\frac{1}{2}$ in. wide and $\frac{1}{2}$ in. thick, when it is intended to leave the upper part of the joint open to dry the ground; or if it is intended to make a close joint at top as well as bottom, several strands may be forced into the socket all round.

Large numbers of sewer pipes have been laid without the precaution above mentioned, when either clay or cement has been used for the jointing material, the

Fig. 28.

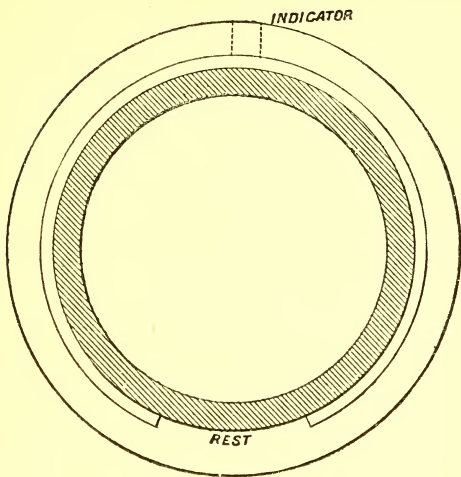
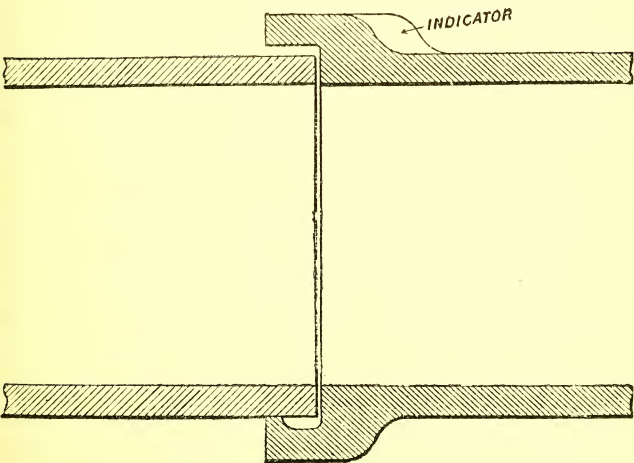


Fig. 29.



spigot ends being inserted into the sockets without a proper thickness of jointing material under them to prevent the escape of liquid sewage, and to raise the spigot end up to the level of the interior of the adjoining pipe, so that it drops below it and forms an obstruction against the flow of sewage; catching particles which flow with the sewage, and gradually causing an accumulation of solid matter all along the bottom of the pipe. To provide against this a "rest" has been devised, formed on the outer edge of the inside of the socket, as in Figs. 28, 29, the jointing material being laid behind it, before the spigot end is inserted, and made continuous round the lower half of the socket, the upper portion being left open when it is intended to dry the ground; or, when it is intended to exclude ground water, the material may be continued over the upper half of the joint in the usual way.

The width of the "rest" is 6 in. for pipes of 12 in. diameter and upwards, and for the largest pipes 8 in. wide. The rest is formed in one with the pipe in the process of manufacture. A loose piece would answer the same purpose if it were sure to be inserted, but in practice it would probably seldom be placed in its proper position.

To ensure that in circular pipes the rest shall always be in its proper position at the bottom of the pipe, a stud or indicator is formed upon the outside of the socket at the crown, diametrically opposite to the position of the "rest," so that, looking down into the trench, when the indicators are seen in line along the top of the pipes it may be known for certain that the rests are in their proper positions at the bottom.

Fig. 30.

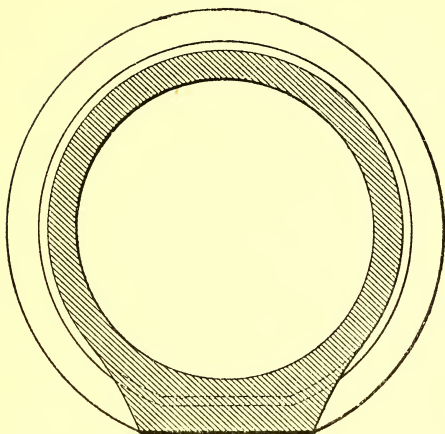
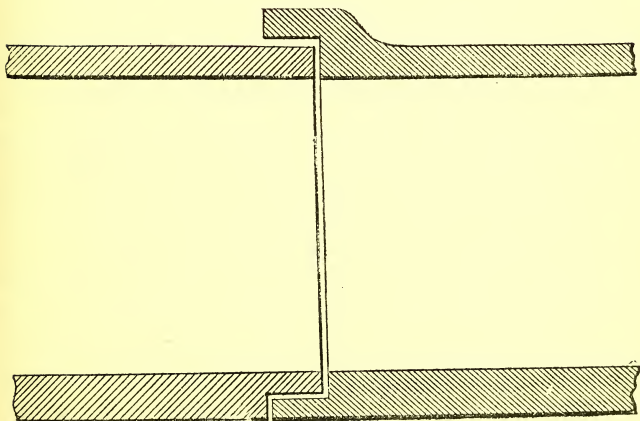


Fig. 31.



There are other forms of joint which bring up the spigot end to the proper level, such as that devised by Mr. B. C. Cross, C.E., shewn in Figs. 30, 31, where the bottom portion of the pipe on the outside is made flat, and the bottom portion of the socket joint is rebated.

Where, as in an outfall sewer pipe through fields, it is the intention to keep out ground water, as tending to increase too much the quantity of sewage, the joint devised by Mr. Stanford is useful, shewn in Figs. 32, 33, and which is formed by casting upon the spigot end and in the socket of each pipe, rings of material so that when the pipes are put together they fit closely into each other all round; but these pipes do not admit of the ground water being drained into them through the upper portion of the socket. When the sewage has to be pumped to a higher level than the outfall of the sewers it is proper to keep out all ground water, and whether it be pumped or not, if the ground is so full of water that any large quantity would come into the sewers through openings in the upper part of the joints, the sewers should not be made to act as drain sewers; but where the quantity of water is small, and yet sufficient to keep the ground damp, it is advisable to admit it in the manner named, a barrowful of gravel or other hard dry material being placed over each socket as in Figs. 26 and 27.

The general effect of a sewer is to dry the ground, whether it be specially provided for or not, but if it is really desired, some proper means of accomplishing it should be provided, such as through the upper part of the joints, and not leave it to chance; but if the

Fig. 32.

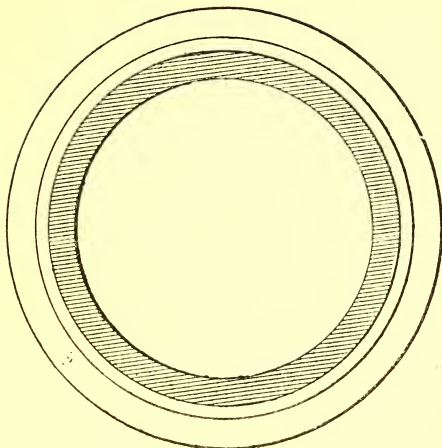
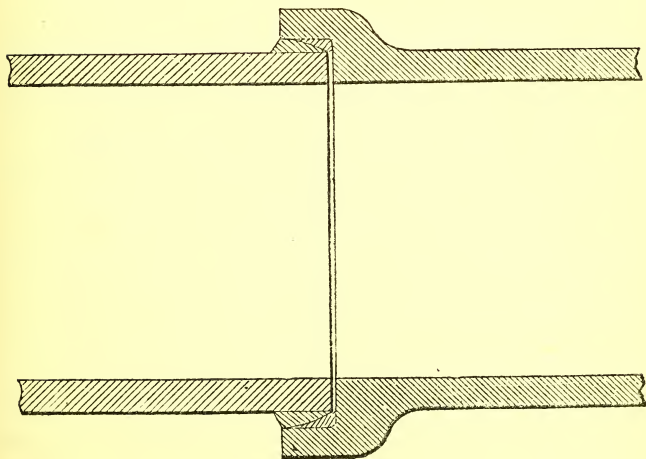


Fig. 33.



quantity is great, a drain pipe under or at the side of the sewer pipe is necessary. In low-lying gravel beds this diversion of the ground water from the sewers saves serious inconvenience at the outfall, but these are exceptional cases, and not sufficient to found a rule upon that the upper part of the joints of sewer pipes should in no case be left open.

In June, 1869, a paper was read before the Geological Society of London by Mr. William Whitaker, B.A., F.G.S., on the connection of the geological structure and the physical features of the south-east of England, with the consumption death-rate. The subject had already been discussed in detail (Report of the Medical Officer of the Privy Council for 1867, pp. 14—17, and 57—110), yet Mr. Whitaker thought it would be well to state the chief facts of the case from a geological point of view, the method of investigation followed, and the conclusions come to.

Dr. Buchanan had previously been appointed by the Privy Council to inquire into the results of sanitary improvements in England. With this object he visited twenty-five large towns in which various works, designed to promote the public health, had been for some years in operation, and his investigations led to the conclusion that consumption had been very materially affected. This disease, however, had not decreased in all cases, and on examination it turned out that the lowering of the consumption death-rate went along with the decrease of water in the subsoil by improved drainage; and this led Dr. Buchanan to suggest that it might be well to see whether natural

causes which affect the saturation of the subsoil, had not also some connection with consumption; or, in other words, whether places on those geological formations which allowed the free drainage of water would not have a lower consumption death-rate than places on less pervious or damper beds.

As in the south-east of England the surface-deposits of gravel as well as the regular formations of clay and other strata were shown upon the geological maps, that part of the country was chosen for investigation, and divided into 58 districts, Mr. Whitaker being associated with Dr. Buchanan in the inquiry. The plan was "to select out of the 58 districts such as are most comparable with each other in regard of their position and geological structure, and to see how their phthisis is affected by the perviousness or imperviousness, elevation or lowness, slope or flatness, in the members of such more limited series." The results were as follow:—

- (1) On pervious soils there is less consumption than on impervious soils.
- (2) On high-lying pervious soils there is less consumption than on low-lying pervious soils.
- (3) On sloping impervious soils there is less consumption than on flat impervious soils.
- (4) These inferences must be put along with the other fact, that artificial removal of subsoil water, alone, of various sanitary works, has largely decreased consumption.

From which follows the general inference, that wetness of soil is a great cause of consumption, no other

condition having been found, in the course of these inquiries, to go along with the consumption death-rate to any great extent.

I have introduced these quotations from Mr. Whitaker's paper (which was given in the "Geological Magazine" of November, 1869, and published in separate form by Messrs. Trübner & Co.), in support of the assertion that the upper part of the joints of sewer-pipes should be left open.

It is necessary, however, to point out that these openings will not receive any water—or will not receive much of the water—until the ground below the pipes, and up to the level of their middle, has become super-saturated; the water then overflows into the pipes through the openings. This points out that the sewers should be laid at a considerable depth, for, if not, the water would sink below them and stand at some uncertain level, which might be but little below the sewers, and thus the drying of the ground would not be attained.

Mode of Laying Pipes.—A common way of laying pipes, but a very wrong one, is to lay them down upon the bottom of the trench so that the bearing points are the two ends only, the body of the pipe being unsupported. Two serious defects in the drain occur from this. Firstly, the weight squeezes out the clay or cement with which the joint is made, and the spigot-end of one pipe falls below the socket-end of the next one, causing an inequality of the bottom at every joint; and, secondly, the pipes thus lie hollow, being supported at the two ends only, and when the trench is filled-in the super-

incumbent weight has a great tendency to break them. They should lie solidly all along the body of the pipe upon the bottom of the trench, a hole being made to receive each socket. If the bottom of the trench be trimmed to an even gradient the pipes will then lie concentrically, and the joints can be properly made.

Refilling the trench.—In refilling the earth into the trench the small stuff should be first thrown in, and the spaces between the pipe and the sides of the trench should be well filled, so as to prevent future sinking by leaving hollows under the sides of the pipes.

The bottom of the trench having been filled up to the middle of the pipe with the most retentive of the earth thrown out, gravel should be thrown in, all along the trench, sufficient to cover the sockets of the pipes; but where so much gravel is not procurable within reasonable distance, sufficient at least should be procured to block the front of the open sockets and prevent dirt falling in.

The remainder of the filling-in should be done in regular layers of not more than 6 inches in depth, and each layer should be well rammed before another is thrown in, except when the ground consists of gravel or sand, in which case, or in either of them, ramming is useless. The best means of consolidating dry sand is to wet it, and as to clean gravel it will settle of itself into its own position. But ground consisting of clayey gravel or gravelly clay is often met with, and in such cases ramming is necessary. One rammer or punner should be employed for every man filling in.

If the ground in which a sewer is laid consists of a

bed of sand, precaution is necessary to prevent it being carried into the drain or sewer through the upper part of the joints of the pipes which may be left open, as has been said, and in this case the gravel or small stones previously mentioned as to be placed in front of the upper part of the socket joints of the pipe, should be so placed as to act as a filter to the sand, and so prevent its entry into the pipe. But if the ground be of the nature of a quicksand the joints cannot be left open.

Bad Ground.—The possible existence of a quicksand bed at the depth at which it may otherwise be advisable to lay a sewer is one of the strongest reasons why numerous trial holes should be dug to the intended depths at intervals along the lines of intended sewers. If the sewer be begun and continued with such a gradient as brings the bottom into a bed of quicksand at some higher portion of the work, it must be continued at that gradient, however difficult and expensive the work may be; but if this had been foreseen it might probably have not been difficult to make the gradients such as would have avoided the necessity of laying the invert of the sewer in such ground. But whenever ground of this kind is met with, stable litter will be found useful, to pack in behind the poling boards and to drive in between them.

If, with all precautions of close-timbering and the use of stable litter, tow, or cotton waste, the ground still rises in the bottom, some special means of carrying off the water, other than by pumping, must be adopted; but no general method can be stated which would answer in all cases. A bed of concrete would

answer probably in most cases if the movement of the water could be prevented, and so prevent the lime or cement being washed out before the concrete has had time to set. Sheet piling, or close planking, has to be resorted to sometimes. Indeed the expedients are numerous. They are all expensive, and a few yards of such work cost more than a great many trial holes. Mr. Reade of Liverpool adopted a method which would answer if it would not have the effect of carrying away the sand with the water, and so either blocking up the waterway or carrying the sand clean away to the outfall, the result of which would probably be a settlement of the ground near the sewer. The method was to lay in the bottom half-round pipes with the flat side downwards, or, rather, pipes of the form of the letter \cap reversed, through which the water ran away, the sewer-pipes being laid on the backs of these drain-pipes, in saddles, the two lines of pipes breaking joint.

Taper Pipes.—In Shropshire taper pipes are made, 20 inches long, the internal diameter of the larger end being slightly greater than the external diameter of the smaller end, allowing the small end of one pipe to enter the large end of another. I am inclined to think that this shape is better than abrupt sockets for steep ground, say, where the inclination exceeds about 1 in 30, as it often does in hilly ground. The advantage of this form is that the sewage has a clear drop from the end of one pipe into the next one.

The series of steps thus formed is very useful in checking the too great rush of sewage where the descent is continuous. Hitherto these pipes have been

used chiefly for land-drains. They are made of the common clay of the locality, which is of better quality for pipes than most other clays with which I am acquainted. Socket-pipes, of 6 in. and 9 in. diameter, are made of the same clay, but they are not salt-glazed, and are somewhat rough internally, and somewhat porous. To remedy this and yet make use of local materials, which I think should always be done if possible, I have treated them after the manner of Dr. Angus Smith's process, dipping them into the melted pitch of coal tar. The raw tar may be used if turpentine be added as a drier, say, half a pint to a gallon of tar. The process is not an expensive one.

Dead Ends of Sewers.—In cases where stoppages have occurred near the upper ends of sewers—the dead ends,—the quantity of liquid is often not sufficient to produce such a velocity of the whole sewage as will carry along the more solid part, which settles gradually until it fills the pipe. For this reason the sewage of several of the uppermost houses on each side of the sewer, say half a dozen, should be collected in one 6 in. pipe before its entry into the sewer, wherever that is practicable. A flushing tank is desirable at every dead end of a sewer, but where the sewage of some dozen houses cannot first be thus collected, it is essentially necessary.

One of the chief causes of stoppage of drains and sewers in which there is an insufficient run of water is the fine sand used at public-houses to scour the metal pots, and for other purposes. This, being

used in large quantities, soon chokes up the trap in the back yard or scullery, and the trap is frequently removed to save the trouble of emptying it.

Drains under House-floors.—In rural sanitary districts the drain seldom need be laid under a house floor, but when that is necessary it should be surrounded with concrete to prevent the possibility of the escape of foul air into the house, especially when it lies under a boarded floor.

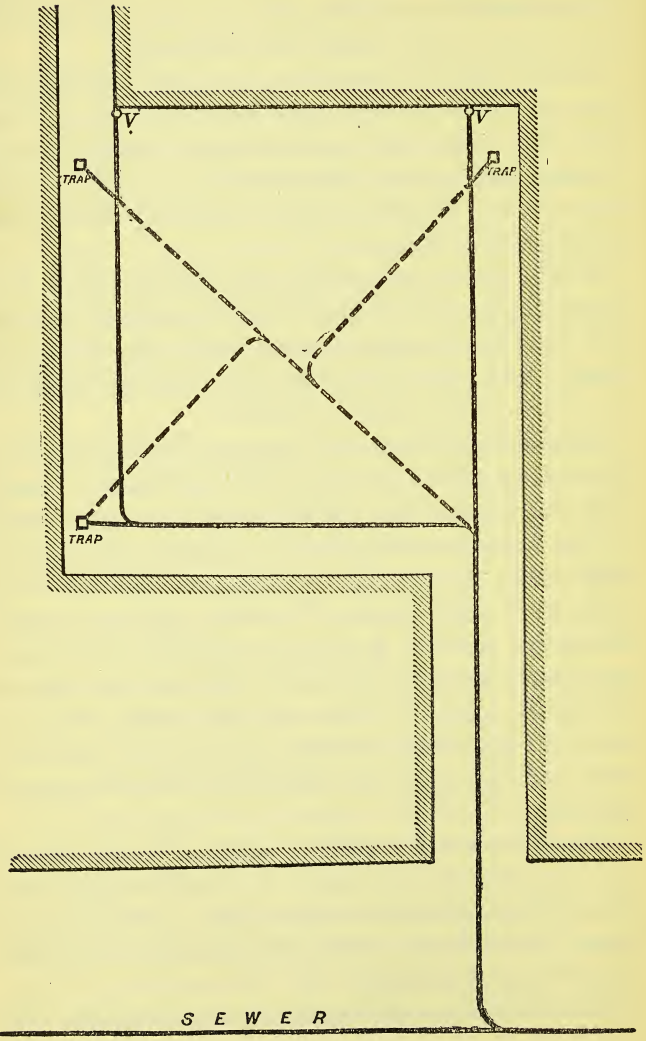
But by far the best drain under a house floor is a cast-iron pipe, the joints of which are caulked and run with lead in the same manner as for gas and water pipes. The pipes being 9 ft. long, there is only about one fourth of the number of joints.

Junctions of Drains and Sewers.—The junction of a house-drain with a sewer, or the junction of a branch with the house-drain, should in every case be turned in the direction of the flow of sewage in the channel with which the junction is made, and should never enter it at right angles. For this purpose junction pieces are attached to pipes in an inclined direction, into which, when the general direction of the drain or branch is required to be at right angles with the sewer or the drain, a bend pipe may be inserted, which will bring the lead of the pipes into the required direction.

The direction of a drain or sewer, however often it may be necessary to change it, should always be in straight lines, joined with bend pipes. Straight pipes cannot be laid in a curved direction with any proper regard to good jointing.

Short branches.—Inasmuch as it is necessary that

Fig. 33A.



there should be a trap upon every branch of a drain, it follows that branches should be as short as possible, and to this end the line of the main drain should follow the positions of the several traps. This adds a little to the length of the main drain, but the prevention of stagnant air in long branches is thus prevented. In the drainage of a quadrangle or wide court, the main drain should surround the court, so as to come within a short distance of every trap, rather than be carried across the court the nearest way to the entrance, with long branches to the several traps, as represented in Fig. 33A. The extra length of drain required is well compensated for by the shortness of any branch in which stagnant air can accumulate. The lines of drain should be those shown by full lines on the diagram, and not as shown by the dotted lines. The surface drainage of rainwater is in this case in a direction away from the centre and towards the sides, the centre of the area being for this purpose a little elevated. If the centre of the area must be sunk below the sides, and the rainwater drainage therefore all brought to the centre, then one long branch becomes necessary, but it is better avoided, by throwing the rainwater drainage towards the sides, and into several traps instead of into one, and so distributing the beneficial effect of the flow of rain water.

In such a case as that represented, there should be a ventilating pipe, 5 in. diameter, at each of the places marked V, terminating with an open end above the roof, but not immediately under any dormer window, and not at the same level as the top of the nearest chimney if the distance is less than, say, 10 ft.

Terminations of House-drains.—The points up to which separate branches of a house-drain are required to be laid are, in general, as follow. The cellar; the scullery sinkstone; the lowest part of the yard or paved surface about the house, to receive the rain-water or surface-drainage; the water-closet, if there be one; and, in large houses, the butler's pantry. The drain should be brought up from its lower end of such a depth as to allow the extreme end of the farthest branch to be not less than 2 feet below the surface of the ground, the inclination of each branch being calculated at 1 in 30.

Sometimes the drain is carried through the scullery wall and terminated under the sinkstone, thus making a direct communication between the interior of the house and the drain, whereby the foul gases of the drains and sewers are invited into the house; for although a trap may be placed on the end of such a branch drain, it will not at all times prevent the foul air coming through it into the scullery, and thence probably into the house. It is very much better to terminate the drain outside the wall, and place a trap upon it there, and to discharge the sinkstone-water into that trap, so that at those times when the foul air of the drains may escape at that point they do so in the open air, and are there less injurious than when they escape into the house. Very little better than none is (or rather was, for people now see the fallacy of it) a "bell trap" at the mouth of a pipe in a sinkstone, the other end being inserted into the drain. These traps act as traps only when the cover is in its place (and very imperfectly even then), and they

so frequently become choked with tea-leaves and grease, that a remedy for this is often found in throwing away the cover altogether and leaving the end of the pipe open.

As to the kind of trap to be placed outside the wall to receive the sinkstone-water, and also for the yard gulley, to receive the surface-drainage, there are several kinds in common use.

Iron box-traps are neat in appearance, but they are objectionable, inasmuch as that, unless very well and carefully set, the foul air of the drain comes up through openings left round them between the trap and the setting—usually a few bricks in mortar or cement: but when properly and closely set they answer very well.

The earthenware trap is much better in this respect. The spout projects into the socket of the last drain-pipe, and it is easier in this case to make the joint air-tight. These traps, or yard galleys, are, however, often made too deep—to hold too much. The less space there is for lodgment of solid matter in a trap the better. The only excuse for making a space larger than is necessary to form the water-trap is that it requires cleaning out so much the less often; but this is of itself an objection. While the matter lies there it is decaying and giving off foul gases, and it is better that it should go to the soil as quickly as possible than that it should be retained (undeodorised and not disinfected) in traps for any considerable time.

The same kind of trap serves for the two positions named, and in many situations the same trap serves for both purposes, when the surface channel of the

paving of the yard is laid so as to drain the surface water into the trap, outside the kitchen or scullery wall, opposite the sinkstone.

Traps in these positions are always at the head of a drain or branch drain, where there is no constant run of water through them, and the sediment they collect must either be flushed out into the drain with water, occasionally, or it must be taken out and disposed of on the surface. This consideration really opens two wide questions of principle in town drainage—whether, that is to say, sedimentary sewage should all be sent into the drains and sewers, and thence to the outfall, or whether as much of it as possible should be kept out of the drains and sewers by being caught in cesspits, and removed from them as occasion requires. If we go far enough back we should find that formerly sewers were of very rough construction, very large, and of a form which did not facilitate the passage of sewage through them, but rather induced settlement upon the bottom, and especially the heavy road *detritus* washed in by rains from broken stone or gravel roads. Catch-pits or street gulleys were made to keep out this heavy material. They were not at first “trapped,” but were merely for the purpose of catching the mud from the roads. When, however, it became a frequent occurrence that people were made ill by the stench from these open street gulleys they were trapped. Then, when more attention came to be paid to house drainage, a similar system was adopted, with this difference, that the first consideration was to keep back the foul air of the drain by a trap, rather than to retain the waste solid matter of the sewage, but as the

foul air was trapped by forming a depression, which was filled with water, it naturally collected the solid filth and allowed the liquids only to overflow into the drain; and so it is to this day, with many of the forms of traps used. This retention of solid filth in small cesspits close to houses is a nuisance which ought to be done away with now that sewers are made of a form to carry off what comes into them, and now that house drains consist of glazed circular pipes which carry forward the solid filth as well as the liquid direct to the sewers and to the outfall.

In a yard gulley, or any trap at the head of a drain or branch drain, such as that which receives the refuse from the scullery sink, there is no continuous run of water through it, and the sediment should be flushed away frequently, and regularly in point of time. When the depression is not too great this can be done with certainty by taking off the iron grating and throwing down a pailful or two of water every day, as a part of the regular household duties, provided the form of the trap-bottom is such as to allow the sediment to be readily flushed out. The bottom should be circular and the outlet of easy form. The flat bottom of a "mason's trap" does not allow of this easy flushing. There are exceptional situations where a flat bottomed large trap is the best thing that can be applied, such as for a grease trap at a country house where there are stables near the house and where rats are numerous, which infest any drain into which much grease is discharged, for although the drain may be of proper pipes, well jointed, they come up from the lower end, and it is not desirable to promote their life by sending

grease into the drain for them to feed upon. Otherwise, traps should be of such form as to allow the refuse they collect to be flushed out into the drain. In most traps at the head of drains and branch drains, openings are made for the purpose of cleaning out the sediment. Where there is a garden belonging to the house, so that the sediment can be dug into the ground, this way of emptying the trap is as good as any other, perhaps better, but where there is no such garden the sediment is difficult to dispose of satisfactorily on the surface of the ground. It is to be observed that the sediment collected in house drain traps is not heavy, like the gritty road detritus in street gulleys, and it may safely be washed into the drains and sewers where there are no convenient means of dealing with it on the surface; and as the drains are made purposely to carry off the sewage they should be put to their proper use, and the retention of filth in small cesspits near houses should be done away with. It is important to have a good supply of water, for this as well as for other purposes, but if the supply is not so good as it should be, in point of quantity, there yet need be no hesitation in getting rid of the gulley sediment in this way by throwing into the traps the ordinary waste water of the house, and properly flushing them out once a week.

The best thing for flushing the trap at the head of a drain or branch drain is a Field's or a Shone's flush-tank. The flush-tank is sometimes used as a trap, the refuse of the scullery sinkstone passing into it, but this is bad economy; it is of the wrong form for a trap; its proper use is to be placed on one side, and so that the long leg of the syphon pipe discharges into the proper trap.

Disconnecting-Traps, or Intercepting-Traps.—The usual size of a house drain is 6 in. diameter, with 4 in. branches. The sectional area of a 6 in. pipe is 28 square inches, of which one tenth part is but seldom occupied by sewage, nine tenths or more being at most times occupied by air. This air space of the drain is, at its lower end, in communication with the sewer. A good deal has been said upon the necessity of placing a trap in the drain to prevent the sewer air approaching the house. If there is an infectious disease in a house the infection may, it is said, pass down the drain of that house and up the drain of another one connected with the same sewer, and therefore the air of the sewer should be separated from that of the house drain by a trap. The trap, evidently, should be placed at or very near the sewer, because the air in that part of the drain between them will be stagnant, and there should be no stagnant air in a house drain.

But in how many cases can this be done, practically? Where such a trap must necessarily be placed at a considerable distance from the sewer, and in fact much nearer the house than the sewer, this length of drain must contain stagnant air, a fault which no other consideration can excuse. To lead sewer air up to a house and there stop it by a trap in the drain, is contrary to one of the fundamental principles of house drainage, and perhaps the most important one to be kept in view.

Where a disconnecting or intercepting trap cannot be placed much nearer the sewer than the house, the air passage should be continuous through a sufficiently large pipe to the roof, and above it. If there are water-closets on the upper floors the vertical soil

pipe may serve the purpose of preventing stagnation of the air, if it have an open top; and in other cases a special ventilating pipe should be erected, not less than 4 in. diameter, but 5 in. is better. As to ventilating pipes in general, what they mostly do is to prevent stagnation of the air in the drain. Occasionally, or even frequently, the air passes pretty strongly upwards, but usually very gently. The air passes upwards or downwards according to one or other of several conditions, one of which is the rise or fall of the sewage in the sewer; another, the direction of the wind in relation to the direction of the line of sewer; another, the temperature of the sewage in the sewer at different times of the day, and in different localities in the same system of sewers. These variable conditions are beyond control. What really can be done is to prevent stagnation of the foul air, by which it gathers injurious properties from day to day, and ultimately escapes in a concentrated form at places where it is most injurious.

But where a disconnecting trap can be placed at or very near the lower end of a house drain, it should be so, and an opening made on the upper or house side of the trap, and close to it, to admit fresh air from the atmosphere into the drain, the opening being covered with an iron grating with plenty of space between the bars, not merely a few holes, which soon get stopped up with dirt. The kind of trap often used for this purpose is the dip pipe, or inverted syphon, sometimes called a line trap. Another is Mr. Buchan's form of trap, which has a 2 in. drop into it, and this is in its favour. Another is Mr. Hellyer's, which is essentially the same, but has a 6 in. drop. The cross sectional

area of a trap is usually made the same as that of the drain—a 4 in. trap for a 4 in. drain, 6 in. trap for 6 in. drain, &c.; this is wrong; and Mr. Hellyer's trap is made smaller in the throat than at the ends; it is a matter of experience that the force of water from one house is at most times not sufficient to prevent the solid matter of the sewage settling in the trap. Its sectional area should be less than that of the drain, to insure a sufficient velocity through it to prevent its silting up, because while there may be but little depth of water in the drain, the trap must be always full, in the throat, and in ordinary times the quantity of sewage coming down the drain does not produce a sufficient velocity through a trap of the full sectional area, to carry forward the suspended matter flowing with the sewage, which consequently lodges in the trap and gradually fills it up.

The principle of contracting the throat of a trap was first applied to water-closet traps by Mr. William White, F.S.A., architect, but the forms suitable to the two positions are different. The position of the disconnecting trap of a house drain requires that it be adapted to its special situation.

The top or roof of a water trap must be brought down below the level at which the water stands. The surface of standing water is horizontal. When the throat of a trap is circular in cross section, at top as well as bottom, the sides (of the top) are immersed to a greater depth than they need be, for the crown or highest point must be brought down below the level of the standing water, and all other parts but the very top are immersed to an unnecessary depth, and obstruct

the passage of the solid matter flowing with the sewage, some of which floats upon the surface of the stream, which is horizontal. The part of the trap which dips into the water should be horizontal likewise; the throat of the trap should be, in cross section, circular at the bottom and horizontal at the top. This has been done in the "Quick-motion or Flushing trap," shown in Figs. 34, 35, 36, 37. In the application to watercloset traps the cross section is elliptical, as applied by Mr. White, and this seems the best form for that purpose. In either form the throat is contracted to one half of the full sectional area of the drain pipe, but not so much as to offer a mechanical obstruction to the flow of the sewage. The velocity through these traps is twice as much as can take place through the ordinary form. The size of disconnecting trap made suitable for a 6 in. drain allows the maximum quantity of sewage to pass through it without backwater during the heaviest known fall of rain, that is, $\frac{1}{2}$ in. in depth in five minutes. The area allowed for one house and its appurtenances is 320 square yards. This is much more than the average area; it is equivalent to five houses only on an acre of ground, and is double the average area per house in towns—the area, that is, from which proceeds the rainwater carried off by a house drain. It may then be taken that this trap, as made for 6 in. drains, is large enough to pass the greatest quantity of water coming to it, while, on the other hand, it is small enough to compel the water and sewage to pass through with a greater velocity than it can possibly have when the sectional area is the same as that of the drain pipe itself. The

Fig. 34.

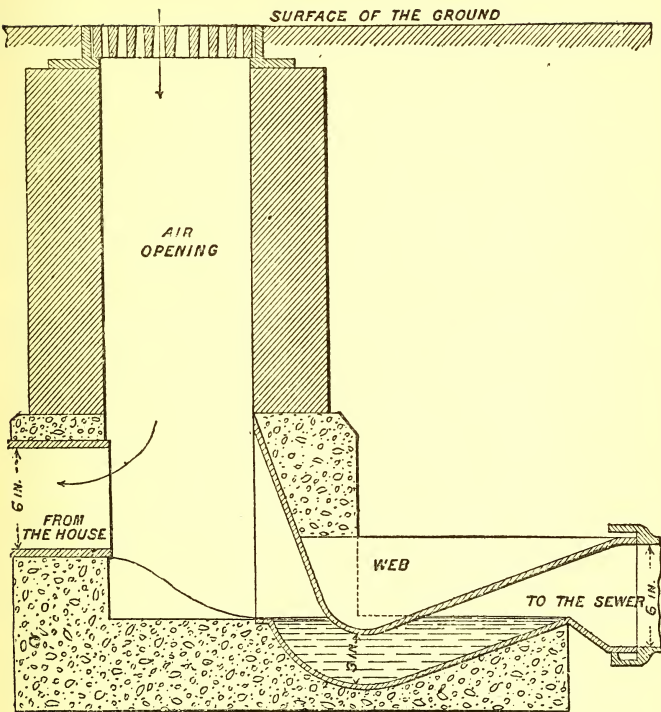

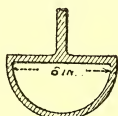


Fig. 35.



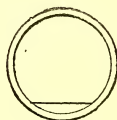
MOUTH OF THE TRAP

Fig. 36.



CROSS SECTION OF THE THROAT

Fig. 37.



END

head of water needed for this is not more than 4 in., which is always practicable in a house drain, and is provided for at the air opening by laying the drain on the lower or sewer side of the air opening 4 in. or 5 in. lower than on the upper or house side of it. The level at which the connection of the drain with the sewer must be made is of course fixed and unalterable, but there is always a sufficient fall between the two ends of the drain to allow of this head being obtained where it is wanted.

The bottom of the air opening is formed in such manner as to cause a quick horizontal motion of the sewage into and through the trap, thus sluicing away the solid matter, and this is facilitated by making the top or roof of the throat of the trap horizontal, because the depth to which it is immersed is the same from side to side of the trap, giving much easier passage to any floating matter.

If the air opening is built of brickwork, founded on concrete, say 9 in. \times 9 in., 14 in. \times 9 in., or 14 in. \times 14 in., in the clear, according to the depth of the drain, the bottom may be formed to the proper shape with fine concrete, or of a separate piece of glazed earthenware, supplied with the trap. Instead of brickwork and a bottom piece of earthenware, the whole thing may be made in earthenware, like Mr. Hellyer's trap, with a large pipe carried up to the surface and covered with a grating.

Water-traps in general.—Whatever the form of a water-trap may be, it consists essentially of a vessel full of water, across which, from side to side, is placed a diaphragm, or some vertical intercepting part of it,

the lower edge of which is horizontal and dips into the water. The extent of the dip seldom, if ever, exceeds 2 inches, and is more often 1 inch, and even sometimes less. The greater dip is intended to offer a complete obstruction to the passage of air from one side of the diaphragm to the other; but water absorbs gases, and in this way they pass through it under the diaphragm and escape on the other side; and it is now understood that no form of water-trap whatever prevents, at all times, the passage of gases through it. The times when it mostly fails to prevent their passage are when they are driven upwards from the drain towards its upper end where the trap is situated, and there attain an elastic force greater than the atmosphere on the other side of the trap, when the pressure acts mechanically to increase the quantity of air passing through the trap, which at those times is seen (when persons are sufficiently observant of these obscure but dangerous small things) to escape in bubbles; and it is now also well understood that means of escape for these foul gases from the drain into the atmosphere must be provided in front of the trap.

Nearly all inlets to drains at the ground-level are near the doors or windows of dwelling-houses, and therefore the foul gases should not be allowed to escape at those points, under our noses, as it were.

It is necessary to observe that sewage, immediately on its entry into a drain, begins to give off the gases of decomposition, and continues to do so until it is buried in the soil at the outfall.

These gases are declared by the medical officers to be highly injurious to health. It may be, some of

them say, that the gases themselves are not injurious to health, but only offensive to the senses, and that it is the specific germs of disease which they convey which are to be feared; but they say again, in explanation, that even if the gases be not injurious of themselves they become practically so by acting as the carriers of the germs which are so, and therefore are to be prevented coming into dwelling-houses.

If a water-closet is to be connected with the house drain the form of trap belonging to it will be different from those already mentioned, and will depend upon the kind of closet apparatus adopted, the simplest kind being an earthenware pan with a trap of the kind called the syphon-bend, or **S** pipe, into the upper end of which the neck of the pan is inserted, and the lower end of the trap is inserted into the socket of the last pipe of the branch drain, in the same manner as the spout of the yard gulley already described.

Water-closets.—Many of these pans and traps have been fixed without any water supply from cisterns and pipes, and in some places with very good results, being kept clean by throwing down them the contents of the slop-pail, and in addition to that several pailsfull of water daily as a part of the regular household duty.

The shape of these pans is often objectionable, the neck being made directly under and concentrical with the rim.

There is a shape in which the back of the pan is vertical, the contraction from the rim to the neck being managed in the front and sides of the pan.

These are more easily kept clean. The pan and trap should be well supported, and firmly bedded on

concrete or brickwork, and the joints made perfectly air-tight. In converting a common privy and cesspool into a water-closet, the cesspool is sometimes merely filled up with earth and the pan and trap set upon that; but the settlement that takes place disturbs the joints and lets the foul air of the drain escape through them into the closet.

There are several kinds of water-closet apparatus of a more complicated kind, with various forms of traps. The worst kind is the pan-closet, in which a tinned iron or copper "pan" works in an iron "receiver." The receiver is a cast-iron box, large enough to allow of the motion of the hinged pan, and therefore of considerable size. The interior of the receiver soon becomes coated with the soil discharged into it from the pan, and is a permanent cause of offensive smell in the closet; for a quantity of the foul air in the receiver is drawn out of it every time the closet is used, equal in volume to the contents of the pan; the action being one of those everyday things which illustrate one of the principles of physical science—that two bodies, as water and air, cannot occupy the same space at the same time. This is the kind of closet apparatus usually recommended by plumbers who have not had much experience in these things; and therefore it is necessary that owners and occupiers of houses should enquire for themselves into the action and the merits of these and other things with which dwelling-houses are furnished by plumbers and other tradesmen, who, in some branches of their business, are, no doubt, good enough workmen, and understand what they do in those branches, but who, as a rule, certainly know

very little indeed about the proper construction of water-closets and their appendages of cisterns, pipes, and valves,—judging from what we too often see in houses in small towns.

The motion of the pan, swinging backwards and forwards in the receiver, disturbs the equilibrium between the air-pressure in the receiver and the outside, causing at times a partial vacuum and at other times a plenum of air in the receiver. To remedy this a hole is made in the cover, or somewhere near the top of the receiver, through which the foul air is driven on the descent of the pan, and through which air is drawn into the receiver on the ascent of the pan to its position of rest; thus a constant pumping of foul air out of the receiver into the closet goes on, unless the further remedy be adopted of attaching a pipe to this hole in the cover of the receiver and leading its other end through the wall into the outer air; and the effect of this is usually spoiled by making the pipe too small in proportion to its length, and too tortuous in its course, so that the obstruction caused by the friction due to the velocity with which the air must pass through so small a pipe is sufficient to prevent the intended motion; for it must be observed that the operation is performed quickly, and therefore through a small pipe the air must pass with great velocity; but obstruction to the motion of air caused by friction against the sides of a pipe increases as the square of the velocity, divided by the diameter of the pipe, so that whatever the obstruction to a given volume of air passing through a given length of 2 in. pipe in a given time might be, it would be thirty-two

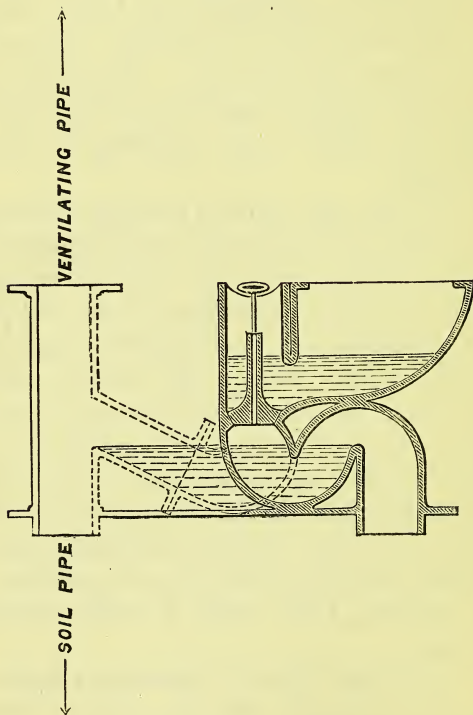
times as much in a 1-in. pipe of the same length. When a small pipe is attached with the intention of ventilating a drain or soil pipe the object is defeated, for the reason just stated. The foul air prefers the easier passage through the opening of the basin, contending with the disturbed motion of the water, which allows it to pass by it into the apartment. The putting up of a small ventilating pipe is one of those things—and there are many—in which a mere meddling is worse than doing nothing.

Better than the pan closet is the form shown in Fig. 38, with a plug valve and direct pull (Jennings's), but by doubling the pipe under the basin the essential requisite of a straight continuation of the soil pipe upwards is overlooked, or is not possible of accomplishment, in this form. True, a pipe may be attached to the bend under the basin and led away to serve as a ventilating pipe, but it must be a small one, and it would be altogether an improvement if the trap bend were turned round in the direction of the dotted lines in the figure, so that a vertical ventilating pipe might be continued straight upwards from the soil pipe. The desired support of the basin is easily managed in another way.

One of the best forms of watercloset basin—best because simplest and yet efficient—is the “Washout” basin (Woodward's), Fig. 39. It is free from all complication of valve or machinery, the form of the basin allowing the soil to be washed out into the soil pipe by the flush of water. The ordinary hopper or “cottage” closet basin has already been mentioned. I refer to these three forms only, because I am bent on recom-

mending in these, as in other parts of sanitary work, simplicity and the avoidance of complications, as much as possible, having regard to efficiency.

Fig. 38.



Foul Soil Pipes.—A soil pipe is part of the house drain, whatever the angle of its position. Sometimes a soil pipe is inclined at an angle of 45° or some other angle between the horizontal and vertical positions, and this is extremely bad construction. When a drain pipe is nearly horizontal the solid part of the sewage is

carried away in the water, the two going together, but when steeply inclined the water runs away from the soil and leaves it adhering to the inside of the pipe, coating the bottom of it, from which injurious gases arise and attack the upper part or roof of the pipe, and, if it is of lead, perforating it after a sufficient length of time. A soil pipe should be truly vertical, and this is the usual position, but even a vertical pipe is more likely to be fouled than one lying nearly horizontal, so that the soil and water pass off together. All the old soil pipes I have seen removed have been very foul inside, and some of them have been even thickly coated with soil, and my own observations have been confirmed by every plumber I have spoken to on the subject. The direction in which the soil is discharged into the vertical pipe from the closet basin is sufficient to account for this; it is not discharged straight down the pipe, but across, from the mouth of the branch.

Considering that every vertical soil pipe should be carried up beyond the branch, or branches, however many, and terminate with an open end above the roof so as to allow of the passage of air up or down as circumstances from time to time demand, in order to prevent undue compression, and consequent effort of the foul air to find a way of escape, it is inevitable that the branches must discharge the soil in a direction across the vertical pipe, but it may immediately be directed down the centre of the pipe by means of a taper pipe, called a Concentrator, by which the soil and liquid which accompany it are confined to the central portion of the pipe, and do not foul the sides. This is shown in Fig. 40. Below the taper pipe, or

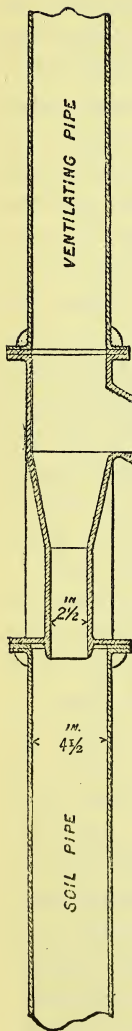


Fig. 40.

Fig. 39.

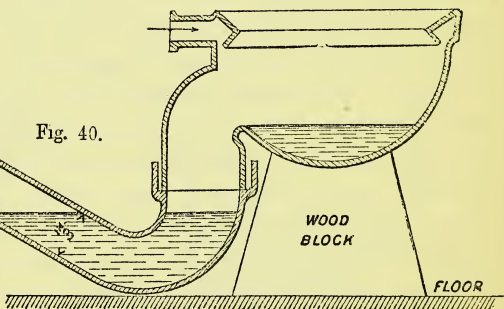
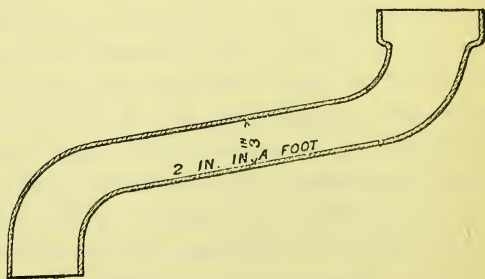


Fig. 41.



concentrator, and in one piece with it, is a short length of vertical pipe, of less diameter than the main vertical pipe, and this guides the flow down the centre of the main pipe. The top of the taper pipe is of the same diameter as the soil pipe. At the top and bottom end of the concentrator, which is 18 in. in length, are flanges by which it is attached to the soil pipe, with air-tight joints. Before putting it into use many experiments were made to ascertain the least diameter for the short vertical piece of pipe, which is 6 in. long, and, using each time $1\frac{1}{2}$ gallon of water to represent the water flush of a common closet, it was found to be impossible to make such things as paper, a duster, or piece of flannel lodge in the concentrator when the pipe was 2 in. diameter; if such things pass the trap, they will pass the concentrator when 2 in. diameter. It is however in practice made $2\frac{1}{2}$ in. internal diameter, and the soil pipe $4\frac{1}{2}$ in. But, the same principle being observed, these dimensions may be 3 in. and 5 in. respectively if desired. I have found one case where a new square piece of a bar of soap was thrown down with the housemaid's slops, and it did not pass through the $2\frac{1}{2}$ in. size, but I hardly think this a sufficient reason for making it larger. There should always be a housemaid's sink for the slops, with a grating at the mouth of the pipe. Where the soil pipe and the closet basin can be brought near each other, the trap is made in one piece with the concentrator, but where they cannot be so, a short piece of 3 in. pipe connects them, as in Fig. 41. This works all right with a fall of 2 in. in a foot. The trap on any branch of a soil pipe should be as near the soil pipe as possible, to prevent the entry of

foul air into it. It might be supposed that there might be a trap under the closet basin as well as one close to the soil pipe, but it would be bad construction to place two traps so near each other; when this is done, one of them withdraws the water from the other by the compression and expansion which the air between them undergoes.

The passage of air up the soil pipe is not materially obstructed by the short lengths of pipe of reduced diameter. It is length combined with smallness of diameter which offers resistance to the passage of fluids. The insertion of a diaphragm in a long pipe of considerable bore, to which these short lengths of pipe may be likened, has little effect in obstructing the flow.

Concentrators may be placed one above another, one at each floor level, where there is a series of waterclosets connected with the same vertical soil pipe. At present the experience is with two in height, only, about 10 ft. apart, and there has been no inconvenience from noise.

Down pipe from the cistern.—The down pipe from the cistern to the basin of the water-closet is often made too small; it should not be less than $1\frac{1}{4}$ in. internal diameter. The valve at the mouth is also very frequently too small. It should have a considerably larger area than that of the pipe; about one-and-a-half times the diameter is sufficient. What is wanted for this purpose is a sudden flush of water, not necessarily greater in quantity, but of quick action. Two gallons is the usual quantity for one flush. The lightest pipe made is sufficiently strong for the purpose, and any saving which it may be desired to make should be sought for in thickness of metal and

not in size of pipe. Nine pounds weight per yard is quite sufficient for a pipe of $1\frac{1}{4}$ in. diameter.

Whatever the form of closet apparatus, the one feature common to them all is the soil-pipe. This is the pipe which intervenes between the trap of the closet-basin and the drain, and the top of it is usually the highest point of the house-drainage, and therefore is the point at which the gases arising from the decomposition of the sewage have the greatest tendency to accumulate,—all those, that is to say, which are of less specific gravity than the atmospheric air. It is impossible, except by means of an expensive application of antiseptics, to prevent the liberation of the gases of decomposition of sewage (which begin, as has been already said, as soon as the sewage is formed, and continue until it is finally disposed of at the outfall) and it is quite as impossible to prevent their escape into the atmosphere. The only practicable thing that can be done to prevent injury from them is to conduct them to places out of reach of the air we breathe continually,—that is to say, into the atmosphere above our heads, such of them, at least, as are of less specific gravity than the atmospheric air at the moments of action, and these gases are the most injurious because the most volatile. The diffusion of the heavy carbonic acid gas is slower, and it is not so important a vehicle of conveyance of germs of disease as the lighter gases are.

Of the evil effects of the gases of decomposing sewage, Dr. George Wilson, in his "Handbook of Hygiene," says, after enumerating some cases where enteric or typhoid fever had taken place from the

entry of these gases into places where people had to breathe them, "While numerous other instances are recorded of the evil effects of the air of sewers, cesspits, drains, &c., in producing temporary ailments, such as nausea, vomiting, diarrhœa, and headache, the great interest which attaches to this important subject rests on the development and spread of enteric fever;" and that "the sewer air, laden with the specific poison, readily finds its way into houses on account of its greater tension, and in consequence of badly trapped and imperfectly ventilated drains."

Ventilation of House-drains and Sewers.—The ventilation of sewers and house-drains has received a good deal of attention, and many propositions have been made which will occur to those conversant with the subject, but which need not be repeated here. No method of ventilation, however, is at once so simple, practical, effective, and inexpensive as open communications between the drains and sewers and the atmospheric air. When openings are made into sewers or drains, the gases of decomposition, previously accumulating under pressure, escape freely into the atmosphere; and the mischief is that when they escape at the ground-level we must breathe them. But there is no necessity for this; they can be conducted up into the atmosphere above the house-tops, if the pipes be sufficiently large and sufficiently numerous. These two requirements may be at once stated, from experience, to be, that the ventilating pipes should be 4 inches diameter, and that there should be at least one to every house-drain.

The retail prices of iron pipes suitable for drain-ventilation are as follow :—

3 in. diameter,		3s. 3 <i>d.</i>	per 6 ft. length.
3½ in.	,,	3s. 10 <i>d.</i>	,,
4 in.	,,	4s. 8 <i>d.</i>	,,
4½ in.	,,	6s.	,,

These are preferable to the small lead pipes which have sometimes been put up, with the idea of ventilating the drain or soil pipe—when, indeed, plumbers have come to see the necessity of the ventilation of house drains. In putting up these small pipes the element of friction, through so small and long a pipe, is probably overlooked, but it is of itself sufficient to prevent the pipe being of any use. If no motion of air through the pipe were to take place, no pipe at all would be required; it is the necessary element of motion through the pipe of a certain volume of air in a limited time which is overlooked. Moreover, to the inefficiency of a small pipe the obstruction of bends is sometimes added, and when such a pipe has been found by experience to be useless for the purpose of ventilation of a drain or soil pipe, ventilation has been thought to be useless, whereas the fault has probably been, in each of these cases, that the pipe has been too small. Air, like water, will only pass easily through a pipe when the velocity is small. It resists being pushed through too fast, and when we consider how delicate and small the force is which bears upon it in any position in drainage, it is not wonderful the foul air refuses to be expelled through a small pipe, and prefers to escape into the house.

Perhaps the plumber does not take the trouble to

think what size the pipe ought to be, and it appears to him that the size of the pipe is immaterial.

The owner of the house is glad to hear from the plumber that a small pipe will be sufficient; he would be still more pleased if he could be assured that none at all is required.

One of the last ventilating-pipes of several thousands erected under my directions before this present writing is $4\frac{1}{2}$ inches diameter; and when the workmen had finished all but putting down the last trap at the ground level, they put into the drain a bit of white paper, and it was at once carried up the ventilating-pipe and was seen to fly out of the top of it.

When I constructed the sewerage and drainage of the town of Leek, I caused to be erected a number of ventilating pipes at the upper ends of the house-drains. Since that time the Sanitary Inspector has been requested by the Improvement Commissioners to report to them the state of the ventilation of the sewers and drains of the town, and the following is a copy of his report.

“The public sewers and private house-drains connected therewith are ventilated by means of 1,194 metal pipes, varying from $2\frac{1}{2}$ in. to 4 in. diameter, carried up the exterior walls of buildings above the levels of windows. Although means of ventilation are much required in places, it may be said, in general, that the provision made for the ventilation of sewers and drains is much more adequate than was anticipated.

“Notwithstanding the fact that little was said as to the importance of sewer and drain ventilation when

these works were constructed, the engineer who constructed them appears to have devoted considerable attention to the subject; and, at a subsequent period, upon the recommendation of the Sanitary Committee, the Board made an order that every drain and branch-drain hereafter constructed be ventilated at its head by means of a pipe or flue, terminating above the windows of the house or building.

“The propriety of thus dealing with the subject has been so often demonstrated in Leek, that I only need refer to the fact that where the necessity of sewer and drain ventilation has been altogether ignored, typhoid fever has been most prevalent. After careful inspection and consideration, I cannot recommend any other method of dealing with the subject than that already adopted by the Board. The principle inculcated by the order now upon the books is that it shall not be possible for foul stagnant gas to be present in any sewer or house-drain. The means determined upon by the Board for that purpose are extremely simple, easy of application, and strictly in accordance with natural law.

“It has repeatedly been proved here that the best water-trap at a drain-head (especially if it be inside a house) without proper provision for ventilation, is a snare and a delusion, fraught with much hidden danger to health and life. I therefore submit that the Board cannot do better than carry out in its integrity the principle of ventilation already adopted, by requiring a sufficient number of outlets at the head of each sewer and drain; thereby allowing nature to establish a natural circulation by which continuous diffusion,

dilution, and rapid oxidation, will at least reduce the danger to a decimal degree."

I have been informed by the Sanitary Inspector, Mr. Robert Farrow, that he has frequently held a candle or a few lighted shavings to an untrapped gully in the street, and has found the current of air to be inwards. From that it may be inferred that the tall ventilating pipes are fed with atmospheric air, through any defective trap there may happen to be at the ground level, and so the sewers and drains become supplied with currents of atmospheric air, preventing the formation of sewage gases, to some extent, and carrying off those which are formed.

Dr. Alfred Carpenter, in a paper read at a meeting of the Health Department of the Social Science Congress in 1869, on the "Influence of sewer gas on the public health," said, speaking of Croydon, "When a stink is perceived at a particular spot, or in a particular house, orders are generally given to stop the place of issue by trapping the offending opening, with the beneficial result of removing the smell and staying the progress of disease in that particular house or place; but no means are taken to prevent its influence being felt elsewhere. The mischief is simply transferred in a selfish kind of way, and the public suffer for it. I have had much experience of this kind of thing in our district, and soon saw that trapping was not a proper remedy unless it was accompanied by the provision of another exit in a safer situation."

Further, that "The Croydon Local Board determined, three years ago, to adopt the principle of opening the extremity of every sewer, and of every

branch or house-drain in connection with the sewer, and make every house ventilate its own house drain. The Local Board also had openings made into the sewers at 100 yards interval, so as to allow of a constant and continuous current of air. By these means the effects of sewer gas have been entirely obviated, and the consequences removed, in those portions of our district to which the law is made to apply, in a most marked and decisive manner." . . . "The sewer gas will form, at times, very abundantly in the house-drains,—the houses being, like gas-receivers, open at the bottom only, the sewer products will make their way through the traps into such houses; and if the traps become, as is often the case, untrapped, especially in dry weather, there is a ready means for the entrance of the gas into the house, independently of the means afforded by the water in the trap itself, which is a ready conductor of the miasms,—absorbing the agent on one side and giving it off on the other."

After pointing out that the formation of sewage gas cannot be prevented, and that trapping is only stopping the danger at one point and forcing it in another, quite as perilous to those exposed to its influences, Dr. Carpenter said, "Whilst, therefore, these gases will form, how can we best avoid their influences? The nature of sewer gas has been well pointed out by various chemists and medical authorities,—all concur in the belief that dilution destroys it; that if sufficiently diluted with air it becomes innocuous, and its sting is taken away. When it first escapes from a sewer it carries with it some condition which is injurious to life, tending to prevent some necessary

change in the blood, or other vital tissues, either by its own power or by means of a property to which it simply bears the relation of carrier. If it be mixed with sufficient air, especially if that air be ozonised, the miasm becomes oxidized and comparatively harmless, or if not so oxidized its presence is not injurious to life." Speaking of the motion of air in sewers and drains being upwards, he said, "Our problem, therefore, is how to render this circulation positively continuous. This has been effected most perfectly in our district by compelling every new house to have ventilation for itself. The soil pipe is continued upwards in a straight line above the level of the pan (of the water-closet), between the trap and the sewer, and it is made to terminate by an open extremity above the eaves of the house, away from the window, and not close to, or on a level with, the chimney. Every connection with a sewer requiring the presence of a trap, has that trap guarded from the consequences of pressure by a ventilator similar to that of the soil pipe, the latter being placed as close to the trap as possible. It is found necessary to make these shafts ascend straight up, and not curve or turn at right angles, or their efficiency is interfered with. The result of making these innumerable openings at the higher points of the sewer has been to promote a rapid circulation through the sewer, by which all sewer gas is removed as quickly as formed, and no concentration can take place."

Dr. Thursfield, in his Sanitary Report on the Borough of Shrewsbury, March, 1875, says: "The object in ventilating a soil-pipe is to afford such free exit to

the gas that it shall neither pass through the water in the trap, nor through any corrosion or leakage in the soil-pipe itself. The mode in which soil-pipes are ordinarily ventilated does not accomplish this; a pipe of small calibre is carried from the soil-pipe with many turns and twists to the top of the house, and the retardation to the up-draught, caused by the small calibre and length of the pipe, is so great that in many cases it practically does not act at all."

Fluctuation of the volume of sewage.—It is well known to those who have had to do with sewers that the volume of sewage varies from hour to hour of the day; and this takes place to such an extent that one half of the sewage due to the whole 24 hours often flows off in six or eight hours, and that circumstance has to be taken into consideration in determining the size and other conditions of a sewer. This fluctuation is caused by the varying quantities of water used in houses at different hours of the day. Repeated gaugings of the flow of sewage in dry weather, when the quantity is not influenced by rainfall, but is chiefly that used in houses, has shown that the maximum flow during some one hour of the day is about twice as much as the minimum flow during another hour of the consecutive 24 hours.

Mr. Marten has stated that at Wolverhampton about three-fourths of the daily supply of water was given between the hours of eight in the morning and eight in the evening.

Mr. Hawksley has stated that at Salford, in the year 1862, the draught of water between eight a.m. and noon was from 2 to $2\frac{1}{2}$ times the average quantity of

the whole day, and that in the night it was not more than $\frac{1}{4}$ of the average quantity.

A day's observation of the state of the chief service reservoir of the Manchester Water Works in 1864 showed the quantities flowing out to be

from 9 a.m. to noon	$1\frac{1}{2}$	million gallons
„ noon to 3 p.m.	$1\frac{1}{2}$	„ „
„ 3 p.m. to 9 p.m.	2	„ „
„ 9 p.m. to 9 a.m.	2	„ „
	—	
	7	„ „

So that during the six hours from 9 a.m. to 3 p.m. the average hourly quantity going out of the reservoir was $\frac{1}{14}$ of the whole quantity during the 24 hours, or 500,000 gallons; from 3 p.m. to 9 p.m. $\frac{1}{21}$, or 333,333 gallons; and from 9 p.m. to 9 a.m. $\frac{1}{42}$, or 166,666 gallons; the first-named hourly quantity being three times that of the average hourly night-flow. The fluctuation of the water-supply is, as might be presumed, greater than that of the sewage flow, because there is always some ground-water running in the sewers, which seems to make the night flow of the sewers about half as much as the maximum daily flow.

In several towns the maximum hourly quantity of dry weather sewage flowing at the outfalls of the sewers has been found to be a little more than twice as much as the minimum.

Such observations show that the fluctuation of the volume of sewage is very considerable even in dry weather; and another cause of fluctuation is the rain-

fall. Everybody knows that immediately after a shower of rain "the drains smell." The foul gases of the drains are, in fact, then forced out by the influx of water. When the water in the sewer is rising, it compresses the air in the sewer above it, when it is confined, and, reacting, as all elastic bodies do, with a force equal to that with which they are compressed, the sewer air forces its way into the houses through kitchen sinks, traps, and water-closets, and through street gulleys, and other places at which it ought not to be allowed to escape.

Open and close sewers.—When a close sewer is broken into the escape of the pent-up gases is fearful in volume and malignity, and the death of workmen has frequently occurred when this has been done, and more frequently has illness of many people arisen from it.

When a sufficient number of openings has been made through which there is free communication between the atmosphere and the interior of the sewers the escape of sewer gas at any one opening is almost imperceptible. Now if we consider the bearing of these facts we shall see that open and not close sewers are to be preferred.

But wholly open sewers in populous places cause too much inconvenience, and therefore for the sake of convenience sewers in populous places must be covered. Between these two antagonistic requirements we must take a middle course, and, while covering the sewer, must make frequent openings through which a communication may take place between the interior of the

sewer and the atmosphere, the openings being covered by gratings at the surface of the ground.

On main sewers Mr. Rawlinson advised that the openings be not more than 100 yds. apart; but it is evident that the greater the number of openings the better, and it is only a question of expense whether the whole length of every sewer should not be open to the atmosphere, the grating covering the opening being continuous. The objection raised on the question of expense is of course a valid one in a degree, and in the case of deep sewers must be met by substituting openings at intervals; but the nearer sewers approach to open channels the better. House drains, however, should be covered, and the communication should be made between the drain and the atmosphere above the roof by means of a vertical pipe, as before mentioned, and also at the upper ends of street sewers, where the ground is steep; but in the greater portion of the sewers, and especially in the lower parts, the openings should be at the ground level.

As has been said, sewers or at least pipe sewers, should be laid in straight lines. Besides other advantages which this method has over curves, it allows the sewers to be readily examined, without breaking up the roads, for, by carrying up a man-hole at one bend, and an opening at each of those next it, in front and rear, down which a lamp may be lowered to the sewer, it may be seen from the man-hole if the sewer be open.

In well-arranged sewers, stoppages may be almost certainly prevented; nevertheless, the original design due, I believe, to Sir R. Rawlinson) should be adhered to, for, even though such examinations need seldom

be made, the numerous communications thus made between the sewers and the atmosphere are very beneficial, if the covers of the man-holes and the lamp-holes be made with openings, or if they be covered with gratings. They then act beneficially by admitting fresh air to the sewers, providing an efficient system of ventilation, such as has already been mentioned, be adopted in connection with these openings.

The man-holes should be about 3 ft. square, gathered in near the top an inch or so each course until the opening is reduced to the length of $2\frac{1}{2}$ bricks, and the width to 2 bricks. Upon the brick walls a cast-iron frame is set, within which a moveable cover is fitted, the construction of which should be such as to be as open as possible, consistently with safety to horses' feet.

The bottom of the man-hole should be formed so as to prevent lodgment of sewage, and should be of the form of the lower half of the adjoining pipes, or of the invert of the sewer, when of brickwork.

The lamp-holes may be vertical pipes, set up on a square junction, and carried to within about a foot of the surface. Round the mouth of the vertical pipe a small bed of concrete should be laid to receive the pressure of the traffic over the cover, which should be supported upon two courses of brickwork, bedded upon the concrete, so that weights passing along the roadway shall not be transmitted to the pipes. The cover should be of cast-iron, similar to that of the man-holes, but need not be so large. In macadamised roads, the iron covers of both should be surrounded by pitched stone for the distance of a yard or so.

Road drains.—Wherever there is a considerable number of houses together it will be advisable to lay a common sewer into which they may be drained, so that the sewage may be conveyed to one spot and disposed of.

Now, wherever there is a considerable number of houses together there is usually a road drain, or culvert, or several of them, for the purpose of carrying off the rainwater. These may have their outlets as it may be; but it may be taken generally that they are sufficient for the purpose for which they were laid down, but for that only. To convert these into sewers is quite a wrong proceeding. We find, indeed, as matters of fact, that in many cases house sewage is turned into these road drains and culverts, but we find also the necessary consequences—stoppages, and nuisances arising from the breaking out of their contents. Before such pipes as are suitable for sewers and house drains were made, road drains were chiefly formed of bricks, sometimes with mortar and sometimes laid dry, or of rough stonework, and it is chiefly such drains and culverts as these that we find in existence, and in some cases receiving part of the house drainage. They are often of considerable size, and on that account are sometimes thought to be sufficient for both road drainage and house drainage, and so far as size and fall go they might be so in most cases, but the chief consideration is that house sewage must be cleansed (I prefer to say cleansed rather than purified) before its escape into a river or stream, and if it be mixed with a large quantity of rainwater—which it would be if put into road drains—

the cost of dealing with it is greatly increased, while the rainwater itself, if unmixed with house sewage, might flow in its natural courses.

When the method of purification is that of the irrigation of land, a certain quantity of rainwater is sometimes useful in helping to float the sewage over a sufficient area to effect its purification, but this does not tell against the main argument—that the bulk of the rainfall should be allowed to flow off by the channels which have hitherto conveyed it, and that sewers should be laid to convey the sewage and a limited quantity of rainwater to the outfall; and under these circumstances the sewers may be of smaller size than would be otherwise necessary.

But it is not so much that the quantity of rainwater in a year would be difficult to deal with, if its flow were at all regular, day by day, as that it is difficult to make any effectual provision for the occasionally sudden and excessive flow.

The roughness of the interior of these road drains and culverts prevents the sewage flowing freely off, and causes a generally foul state of the bottom, and this is increased by the escape of the liquids through the joints of the brickwork or stonework, for they are not impermeable, which is an essential requisite in the lower half of the sewer.

In the definition clause of the Act, “drains vested in or under the control of any authority having the management of roads, and not being a local authority under this Act,” are excepted from the definition of the word *sewer*.

Circular sewers.—When the situation of the upper end of a sewer is such that it cannot be extended so as to include the drainage of any additional number of houses, the upper end of the sewer may be of 6-in. pipes,—for what length downwards will depend upon the fall, but the length will in most cases be comparatively short. Below these short lengths of dead ends 9-in. pipes may be continued for considerable distances, which may, when necessary, be succeeded by 12-in. and 15-in. pipes, for distances still greater; but when it becomes necessary to make the diameter as much as 18 in. it will in general be better to lay a brick sewer, with a half-brick ring; and half-brick, or about $4\frac{1}{2}$ in., is a sufficient thickness for diameters up to about 2 ft. 6 in. Sewer bricks should in all cases be moulded thin on the face and thick at the back, and more or less so according to the radius of the sewer, so that they may be bedded solidly upon each other throughout the width of the bed. For sewers of larger size, and up to 3 ft. 3 in., or 3 ft. 6 in. diameter, the bricks may be moulded of the dimensions of 9 in. long, 6 in. wide, and of a thickness of $2\frac{1}{4}$ in. on the face, and 3 in. at the back. Although heavier than bricks of ordinary size, these are not inconveniently heavy in the handling, and about the same cubical quantity of work per day is done with them as with bricks of ordinary size. I used bricks of these dimensions, moulded for the purpose, in the north outfall sewer of the Leek Drainage. Its diameter is 3 ft. 3 in. If the diameter be required to be greater than about 3 ft. 6 in., the thickness should be 9 in., or one brick, up to, but not

much exceeding, a diameter of 4 ft. 6 in., or 6 ft. high and 4 ft. wide.

Egg-shape sewers.—For the purpose of concentrating a small flow of sewage, and so increasing its depth and consequent velocity, the bottom of a brick sewer is sometimes made of smaller radius than the top, and the usual ratio of height to width is three to two. It is evident that a given small quantity of sewage flowing in a circular sewer spreads out over the bottom and reduces the hydraulic depth, and where the inclination of the sewer is small and the variation of the quantity is great this form is preferable to the circular form; otherwise it is not so.

The circular form has many practical advantages which the egg-shape has not. It is stronger; the fluctuation of the height of the surface of the sewage-flow is less, and for this reason the extent of surface exposed to wet and dry on the sides of the sewer is less, which is in its favour, for the grease and other matter left on the inside of the sewer at and near the surface of the sewage-flow gives off gases of decomposition, and the more so in proportion to the extent of surface exposed.

Sewer bricks.—The bricks of the invert or lower portion of a sewer should be of very good quality. They are subject to constant abrasion by hard matter; and the joints should be of cement, or of ground hydraulic lime used in the manner of cement, with an admixture of not more than two of sand to one of cement, or lime, the sand being clean and sharp to the touch. The blue bricks made in Staffordshire and Shropshire are excellent for sewer work, and the gault bricks in

the neighbourhood of London; but as the bricks of the locality will probably in most cases be used for sewers, care should be taken to select the best kind of clay the locality affords, within reasonable distance, and to have the bricks well burnt.

It has occurred in sewers that the bottom has been deeply cut into by the action of sand and other solid matter upon it for a number of years.

Depths of sewers.—As to the depth at which sewers should be laid, that depends altogether upon local circumstances. Where the surface of the ground is generally of uneven height, the level of the lowest part of the opposite houses is the guide, the middle of the height of the sewer being not less than 2 ft. lower than such lowest points. In such ground, taking this minimum depth at several points along the course of a sewer, or along some considerable portion of its length, the proper inclination may be ascertained, and the depth at every part of the course. The proper gradient being determined, the easiest way of ensuring its exact formation is to place two fixed sight-rails across the line of trench at an equal height above the intended bottom of the sewer, and to use a moveable rod, with a cross-head upon it, to bone in every part of the bottom truly. This is a much better way than driving ahead with a straight-edge and handlevel, although this method is adopted for the short lengths of house drains.

Junction of house drains with brick sewers.—The junctions of the house drains with a sewer are sometimes made to enter it at the bottom, below the surface of the ordinary sewage-flow, but this cannot

be commended. The intention probably is to prevent the sewer gas passing up the drains to the houses, but although this method has that effect there are practical objections to it, based on experience of the silting up of the lower ends of the drains when this method has been adopted; and, naturally, the velocity of the sewage-flow is checked whenever the sewage rises in the sewer. The preference for this method has been excused on these grounds. All sewage matter, it is said, is soluble in water, if a sufficient length of time is given to it, and with that view the size of the house drain is made rather larger and the velocity of the sewage-flow is considered as a secondary question. So that all be dissolved, it is supposed that a lesser velocity is necessary, but this can hardly be a practical way of looking at the thing. It is impossible to avoid the entry of all insoluble matter into a house drain, and when the junction with the sewer is made in this manner it is only a question of time when the lower end of it will be found silted up. The best point in the height of a brick sewer at which to make the junction of a house drain is at the haunch of the arch, or just above the springing. The passage of sewer gas up the drains must be got rid of by a proper system of ventilation at the upper ends of the drains. Taking the point above mentioned in the height of a brick sewer to be the proper one, a junction block, formed obliquely, should be set in the brickwork wherever a house drain is, or may be required to be, connected with the sewer. "Oblique junction blocks" are quite old things now. One of these being built into the brickwork, a bend pipe is to

be inserted to give the lead of the house drain the proper direction. Their prices are about as follow, for $4\frac{1}{2}$ -in. and 9-in. brickwork respectively, viz., for 6-in. pipes, 3s. 9d. and 5s. 6d.; for 9-in. pipes, 5s. 6d. and 7s.; for 12-in. pipes, 8s. and 10s. 6d. each.

Sewer invert blocks.—For egg-shaped sewers the stoneware invert blocks are useful and give facility in the execution of the work. They are made for $4\frac{1}{2}$ -in., 6-in., and 9-in. brickwork, and their prices per lineal foot are about as follow, viz., for $4\frac{1}{2}$ -in. brickwork, 1s. 2d.; for 6-in. brickwork, 1s. 8d.; and for 9-in. brickwork, from 2s. 2d. to 3s. 6d., according to the width.

Experiments on the strength of sewer pipes.—On page 82 are a few weights borne by stoneware pipes. Here are some tried by myself on fireclay pipes of larger size, in a manner resembling the circumstances under which pipes bear pressure in actual use. The weight a pipe will bear without breaking depends a good deal upon the way it is bedded. In clay ground, cut to the shape of the lower half of the pipe, a fireclay pipe 30 in. diameter, 3 ft. long, $2\frac{1}{8}$ in. thick, bore 10 tons 3 cwt., without apparent injury, and another 30 in. \times 21 in., 3 ft. long, $1\frac{3}{4}$ in. thick, bore the same weight. Another fireclay pipe 24 in. diameter, 3 ft. long, $1\frac{1}{2}$ in. thick, bore 8 tons 2 cwt., also without injury. They were made by Messrs. Wm. Ingham and Sons, at Wortley, near Leeds, in the year 1880. The earth dug out of the trench was filled in over the pipes to a depth of 1 ft., and pigs of iron were piled upon the pipes to the weight mentioned. They were not further weighted, partly because there was no more pig iron at hand,

and also because these weights are far greater than the pipes could ever be subjected to in practice. But as I knew that fireclay pipes had been found broken in the ground in actual sewers, at no unusual depth below the surface, I tried some further experiments in the following manner.

In gravelly and sandy ground trenches were cut of the same width as sewer trenches for the various sizes of pipes, the bottom not being so exactly formed to the shape of the pipe as in the first experiments, but resembling the form of trench where the broken pipes were found. The experimental trenches indeed were purposely made to resemble the general form and width of trench where the bottom is not excavated to the exact form of the pipe-bottom.

In the following experiments joint holes were made in the bottom of the trench so that the body of the pipe had an even bearing all along, and the sides were filled in with the excavated earth and rammed about as much as—but purposely not more than—it usually is in practice, or was in those trenches where the pipes were found broken; and the filling in was continued over the pipe to the depth of 1 ft. Numerous pigs of iron were weighed and found to average 1 cwt. each. All other pigs used were taken to be of the same weight. These were piled upon the pipes, a short plank of the length of the body of the pipe being first laid upon the earth over it. The pigs of iron were piled up until the first fracture occurred, both ends being watched, after which there was no further loading. The diameters and thicknesses of the pipes, and the lengths of bearing of the weights mentioned, were as follow:—

BREAKING WEIGHTS OF PIPES.

Dimensions of pipe.	Thickness.	Length of bearing.		Weight.	
		Inches.	Ft.	Ins.	Tons.
30 diameter . . .	$2\frac{1}{8}$	2	6	7	1
30 × 21 . . .	$1\frac{3}{4}$	2	6	6	16
24 × 18. . . .	$1\frac{1}{2}$	2	3	6	11
20 × 15	$1\frac{3}{8}$	2	3	5	7
15 diameter . . .	$1\frac{1}{8}$	2	0	3	15
16 × 12	$1\frac{1}{10}$	2	0	3	15
12 diameter . . .	1	1	9	3	16
9 diameter . . .	$\frac{3}{4}$	1	9	2	12
6 diameter . . .	$\frac{4}{8}$	1	9	3	19

The fracture was always longitudinal, mostly at the crown and the two sides, in a few cases also at the bottom.

The carrying capacity of different forms of sewers.—A common ratio of height to width of an egg-shape sewer is 1·5 to 1 (Fig. 42), in which the height from the invert to the springing of the arch is equal to the width at the springing, the radius of the invert being contracted to one half of the radius of the arch, and the radius of the sides expanded to three times that radius. With these proportions, the whole area of the sewer in cross section is $1\cdot149 D^2$, D being the width at the springing. The perimeter of the whole section is $3\cdot96 D$, and the hydraulic mean depth is $\cdot29 D$.

When this sewer is running one third full, or at a height of $\cdot5 D$ above the invert, the sectional area of the stream is $\cdot285 D^2$, the wetted border $1\cdot38 D$, and the hyd. m. d. = $\cdot2065 D$. When half full these quantities are—area $\cdot509 D^2$, border $1\cdot90 D$, and hyd. m. d. = $\cdot2680 D$. When two-thirds full, or up to the springing of the arch, the area is $\cdot756 D^2$, the border $2\cdot39 D$, and hyd. m. d. = $\cdot3163 D$. These lengths and areas result from

Fig. 42.

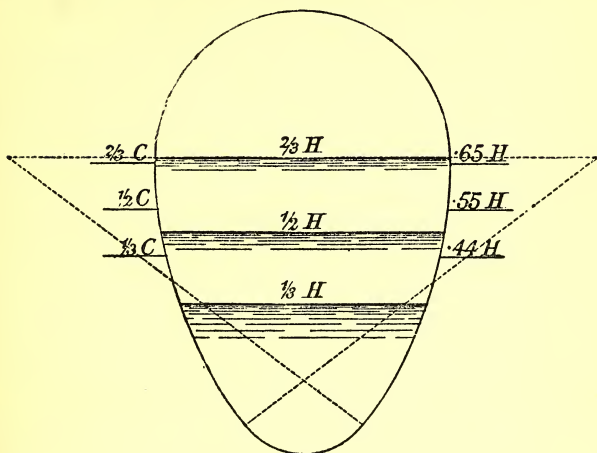
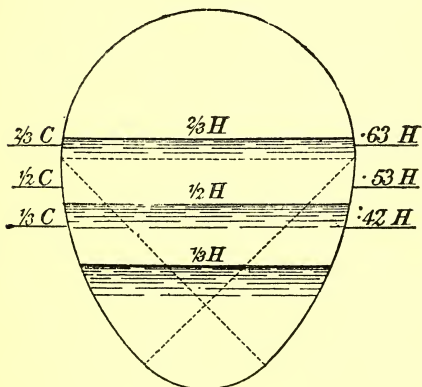


Fig. 43.



In a Circular Sewer

$\frac{2}{3} C$ occurs at $\cdot 61 H$

$\frac{1}{2} C$. at $\cdot 50 H$

$\frac{1}{3} C$. at $\cdot 39 H$

the angle $36^{\circ} 52'$, which embraces each side of the sewer, and the angle $106^{\circ} 16'$ the invert.

Another form of egg-shape sewer, called for distinction the ovoid (Fig. 43), has a height 1.293 to width 1 at the springing. This results from the radius of the sides of the sewer being twice that of the arch, each side embracing 45° , whence the radius of the invert becomes the difference between 1 and the square root of 2 $(\frac{1}{2})^2$, or $1 - .707 = .293$, when the width $D = 1$. The height of the sewer therefore is 1.293 D . The whole area of the sewer in cross section is $.9955 D^2$, which is practically $= D^2$. The whole perimeter is $3.60 D$, and the hyd. m. d. $= .2765 D$.

When this sewer is running one-third full the sectional area of the stream is $.255 D^2$, the wetted border 1.29 D , and the hyd. m. d. $= .1976 D$. When half full the area is $.456 D^2$, the border 1.74 D , and the hyd. m. d. $= .2620 D$. When two-thirds full the area is $.670 D^2$, the border 2.17 D , and the hyd. m. d. $= .3087 D$. At this height the water is above the springing. Taking it up to the springing only, or at a height $= .793 D$ above the invert, the area is $.603 D^2$, the border 2.03 D , and the hyd. m. d. $= .2960 D$.

In a circular sewer, when running one-third full, the area is $.229 D^2$, the wetted border 1.23 D , and the hyd. m. d. $= .1862 D$. When half full these are respectively $.3927 D^2$, 1.57 D , and $.25 D$. When two-thirds full the area is $.556 D^2$, the border 1.91 D , and the hydraulic mean depth $.2911 D$.

The carrying capacity of a sewer having any given inclination is proportional to the sectional area multiplied into the square root of the hydraulic mean

depth. If A and h represent these, and c the carrying capacity of the sewer, c is proportional to $A \sqrt{h}$. From the foregoing data the following table is constructed, showing the comparative values of c for each form of sewer at different degrees of fulness.

Proportional carrying capacities of various forms of sewer at different degrees of fulness, the width, D , at the springing of the arch, being in each case = 1.

	Egg shape.	Ovoid.	Circular.
Full	6187	5236	3927
Two-thirds full	4251	3722	3002
Half full	2635	2334	1963
One-third full	1295	1134	988

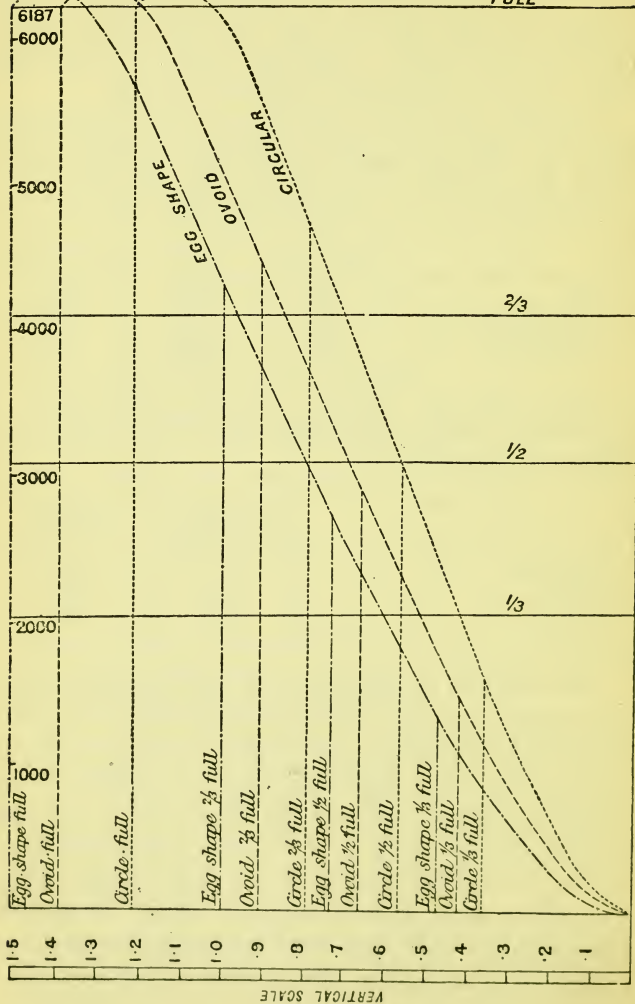
Sewers of equal carrying capacity when full have the following dimensions :—

	Width at Springing.	Height.
Egg shape	1	1.5
Ovoid	1.07	1.38
Circular	1.20	1.20

The diagram, fig. 44, shews by the horizontal scale the carrying capacity of each of these forms of sewer at any height measured by the vertical scale, by which it is seen that in an egg-shape sewer one third of its carrying capacity occurs at the height .44 H , one half at .55 H , two thirds at .65 H . In the ovoid form one-third of its carrying capacity occurs at the height .42 H , one-half at .53 H , and two-thirds at .63 H . In the circular form one-third of its carrying capacity occurs at the height .39 H , one-half at .5 H , and two-thirds at .61 H .

1.7 2.1 2.6 per cent more at 78½ than when full FULL

Fig. 44.



§ X.—ARRANGEMENT OF THE OUT-BUILDINGS OF SMALL HOUSES.

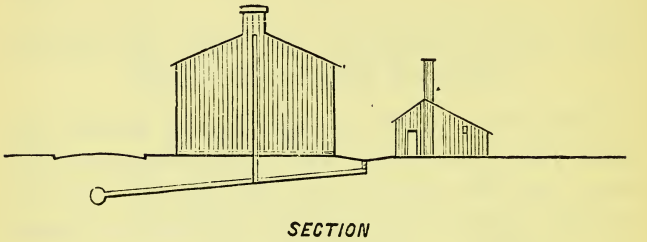
THOSE who intend to build houses mostly have them built according to their own arrangement and fancy; and this must be so; and I offer the following remarks only as a suggestion, but one which is founded on an experience of different arrangements, some of which, though not any less expensive, are less conducive to the convenience and health of the tenants than the one shown in the accompanying sketch.

For instance, there may be a row of houses with an entry between each two of four, and opposite the entry a common washhouse for the four houses. There can hardly be a worse arrangement. When there is a common yard to several houses it is of practical importance that the outbuildings be so arranged as to prevent, as far as circumstances make possible, a concentration of the work to be done, or rather a congregation of persons, on one spot for the performance of any office; as, for instance, for washing. It is too much to expect that four women should amicably arrange their washing days so that one washhouse shall serve for all; but two may so agree. The arrangement shown in the sketch is not an invention or design of my own, but is one which I have found to be better than the other I have mentioned.

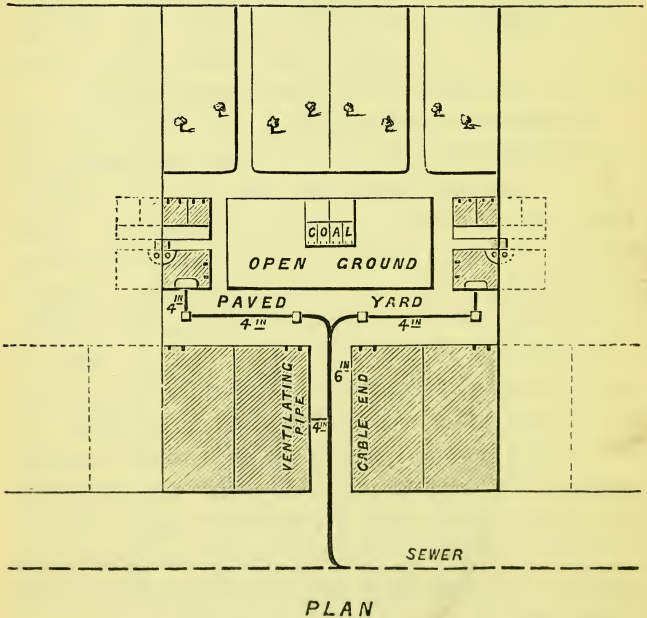
As to the privy place, it is better on all grounds that there should be a separate one to each house, as

indicated in the sketch, but one cesspit for the two does well enough.

Fig. 45.



SECTION



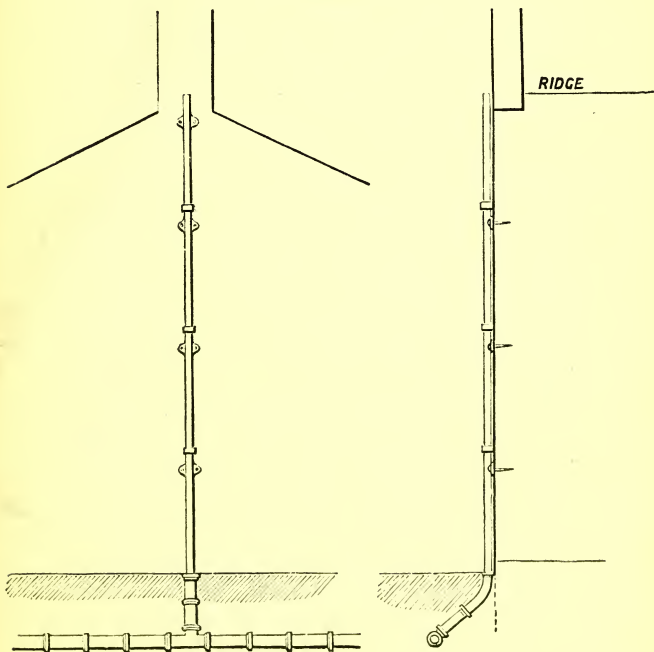
PLAN

This is, as shown, between the privy building and

the washhouse, and one roof covers all—washhouse, privies, and cesspit. The ends of the space occupied by the cesspit are left open. The ashes of the house-fires may be thrown into this place, or there may be a separate ashpit for dry ashes, as shown at the back of the coal-sheds.

Each washhouse has a boiler, and every two adjoining washhouses have a common chimney, and as

Fig. 46.



it adjoins the two cesspits it may be made to ventilate them by leaving a half-brick hole on each side. This is not essential. Sufficient ventilation is afforded by

leaving the two ends open, as before described. In each washhouse is a sinkstone, under the window, and the waste pipe from the sinkstone passes under the paving of the yard and empties into the trap opposite, which is set low for this purpose, into which also the house slops are thrown. A trap is arranged conveniently near the door of each house, for when there is no such convenient place near the door the slops are thrown anywhere. These are but trivial things, in one sense, but in the aggregate they are of much importance. The central open space shown in the sketch gives room for the children to play in.

The ventilating pipe of the house drain in the sketch is shown to terminate at or about the level of the ridge of the roof, against the chimney. This is better than carrying it up to the top of the chimney, for in the first place the length of the pipe is as great as a 4-in. pipe ought to be; secondly, it avoids the possibility of any foul air which may escape from the ventilating pipe passing down the chimney flue when there is no up-draught in it.

If one's chimney adjoins a neighbour's, and one has no fire burning, one may sometimes smell red herrings when he is cooking them. It by no means follows that the air from the drains would pass down the chimney in the same way if the ventilating pipe were terminated at the same level as the chimney flue, but to avoid even a possibility of this it is well not to terminate these at the same level.

§ XI.—PAVING MATERIALS.

THE paving of the surface of back yards, and of all spaces extending for some distance from the thresholds of house doors, is an essential part of house drainage. Without it a house cannot be kept clean, as we have said in another place. Without paving, the surface of the ground is worn into holes, which are puddle-holes in wet weather, and at all times an unpaved surface near the common door of a house is necessarily in a dirty condition.

After the house drain has been properly laid there is no need to again disturb the surface, and in that case it may be asphalted, at a cost of from 1*s.* 6*d.* to 2*s.* per square yard; but of course something more is necessary than to mix gas-tar and gravel together and lay it down, as is sometimes done, and called asphalté. The pitch of gas-tar should be procured, and remelted, and a portion of the oil which had been extracted for chemical purposes should be added to the melted pitch. After the naphtha has been taken out of gas-tar there remains a residue, out of which an oil—commonly called creosote oil, although proper creosote is distilled from wood-tar—is extracted, and is used with melted pitch to bring it back in some degree to a state of tar. The boiler or pan in which the pitch is melted should be fitted with a tap, through which the liquid contents may be drawn. First, put into the boiler 1 gallon of the creosote oil to 1 cwt. of

pitch ; boil them ; add more oil, up to $1\frac{1}{2}$ or 2 gallons to the cwt. of pitch, as required. Draw off a small quantity into cold water from time to time and try its stiffness by dipping a straw or stick into it, and make it so that it will barely run down the stick ; or touch it with the finger, and if, on slowly withdrawing the finger, it adheres and follows it in a string, it is of the proper consistency. Boil well and mix thoroughly. Let the foundation upon which the asphalte is to be laid be free from dirt. If gravel be the material used let it be first dried, and then pass it through a screen of $1\frac{1}{2}$ -in. mesh, then through another of $\frac{5}{8}$ -in. mesh, and then take out the sand through $\frac{1}{4}$ -inch mesh ; the coarse stuff to be laid in the bottom. Engine cinders are a good material. Pass them through a 2-in. screen ; break the coarse lumps for the bottom ; screen the middle stuff again for the top through $\frac{1}{2}$ -in. mesh. For footpaths or yard paving, $1\frac{1}{2}$ to 2-in. is a sufficient thickness ; for roads, 3 to $3\frac{1}{2}$ -in. Roll each coat well with a 6 or 7-cwt. roller ; or better, 10 cwt. Where a number of surfaces about houses are to be paved at once, there need be no difficulty in finding the proper materials and the workmen to apply them.

The dark appearance of the asphalte can be relieved by sprinkling over it the siftings of clean gravel, clean and dry quarry rubbish, the red ashes of engine furnaces, or, best of all, crushed spar from limestone quarries.

Portland cement may be used for the paving of yard surfaces, where gravel is plentiful, in the following manner :—

Let the ground be removed to a depth of $3\frac{1}{2}$ inches.

Mix, then, clean coarse river gravel with ground hydraulic lime, or cement, in the proportion of 1 of lime or cement to 6 of gravel, and lay this down of a thickness of 2 inches. Screened gravel is then to be mixed with Portland cement, in the proportion of 2 of cement to 5 of gravel. This is to be deposited upon the previous layer before the lime has had time to set. The surface of this second layer is to be then grouted with neat cement until a fair face is produced, with flattening tools. Upon the neat cement clean sharp sand is to be spread and beaten into it. The cost of this, where gravel is plentiful, is 2s. 8d. per square yard.

The quality of the cement should be tested by making a bar of the neat cement an inch square and something more than a foot in length, and, giving the bar 1 ft. clear bearing, place a weight of 36 lbs. upon the centre of it. This can be done by anyone, anywhere, while the test by direct pull requires special apparatus.

Paving-bricks make good work, especially the dust bricks made in Staffordshire, and the burrs made in Shropshire. They should be bedded in cement, with which also the joints should be flushed.

Whatever the paving be constructed with, channel bricks should be laid to convey the house slops to the gully or drain-trap.

Sandstone flags, such as are procured abundantly in Yorkshire, are perhaps the best paving materials, when squared down to a depth of 2 inches on the edges, and solidly bedded upon a foundation of clean cinders, gravel, or brick rubbish, not less than 4 inches deep.

§ XII.—COMPOSITION OF SEWAGE.

OF the composition of sewage the Rivers Pollution Commissioners say, in their Report, dated February, 1870, "Sewage is a very complex liquid; a large proportion of its most offensive matters is, of course, human excrement, discharged from water-closets and privies, and also urine thrown down gully-holes; but, mixed with this, there is the water from kitchens, containing vegetable, animal, and other refuse, and that from wash-houses, containing soap and the animal matters from soiled linen. There is also the drainage from stables and cow-houses, and that from slaughter-houses, containing animal and vegetable offal. In cases where privies and cesspools are used instead of water-closets, or these are not connected with the sewers, there is still a large proportion of human refuse in the form of chamber slops and urine. In fact, sewage cannot be looked upon as composed solely of human excrement diluted with water, but as water polluted with a vast variety of matters; some held in suspension, some in solution."

In December, 1869, Mr. Edward Smith, F.C.S., read a paper before the Torquay Natural History Society, which he called "The Chemistry of Sewage" and in which he estimates the bulk of excreta at 10 cubic feet per annum per head of population, and its weight at 630 lbs. The fæces form $\frac{1}{6}$ and the urine $\frac{2}{6}$ of the

bulk, or 1 cubic foot fæces and 9 cubic feet urine per head per annum.

“ Food is partly assimilated and partly excreted as urine and fæces. The urine consists of water holding in solution a highly nitrogenised body called urea, as well as sulphates and phosphates of soda and potash, and common salt. The fæces consist of those substances which have not been digested, such as disintegrated muscle, bone, or mucus, and those salts which are insoluble in water, viz., phosphate of lime and phosphate of magnesia. The urine yields—by drying or evaporation—about 4 per cent. of dry solids, and the fæces yield, by drying, about 25 per cent. of dry solids. Thus, speaking broadly, the mixed excreta contain urea, with phosphates and sulphates of soda, potash, lime, and magnesia. But the nitrogen of the urea is readily converted into ammonia, that is, into a compound of nitrogen and hydrogen, the ferment or active agent of the change being a peculiar nitrogenous substance always voided with the urine. Therefore we may put the available educts of excreta as ammonia, phosphoric acid, sulphuric acid, potash, soda, lime, magnesia. The human excreta simply represent the ingredients taken from the soil in the shape of wheat, potatoes, sheep, or oxen, and these alkaline phosphates and sulphates are as essential to the growth of vegetables as food is to man.”

In Krepp's “ Sewage Question ” it is stated that the average of the estimates of Liebig, Lawes, Hofmann, Witt, Way, Thudichum, Boussingault, Stockhardt, Saussure, and others, is as follows :—

	Per day.	Per annum.	
Solids (about 1-10th of bulk) .	0·24 lbs.	87·60 lbs.	1·39 c. ft.
Fluids (about 9-10ths of bulk) .	1·95 lbs.	711·75 lbs.	11·29 c. ft.
	2·19 lbs.	799·35 lbs.	12·68 c. ft.

The four principally useful ingredients of an average individual are said to be—

	Fæces.	Urine.	Total.
Ammonia (nitrogen)	1·49 lbs.	9·38 lbs.	10·87 lbs.
Phosphate of lime (phosphoric acid).	2·00 lbs.	2·80 lbs.	4·80 lbs.
Potash	0·25 lbs.	1·08 lbs.	1·33 lbs.
Organic substances	10·51 lbs.	22·49 lbs.	33·00 lbs.
	14·25 lbs.	35·75 lbs.	50·00 lbs.

The solid and fluid excrement is thus again divided:—

	Fæces.	Urine.
	per cent.	per cent.
Water	75	93·99
Organic substances	12·20	4·15
Nitrogen*	1·40	1·42
Phosphoric acid †	1·06	0·24
Potash	0·29	0·20
Insoluble silica	1·48	
Oxide of iron	0·54	
Lime	1·72	
Magnesia	1·55	
Sulphuric acid	4·27	
Soda	0·31	
Chloride of sodium	0·18	

* Nitrogen equal to ammonia Fæces 1·70
Urine 1·73

† Phosphoric acid equal to phosphate of lime Fæces 2·30
Urine 0·52

From Dr. Letheby's "Notes and Chemical Analyses," reprinted from the "Medical Press," it appears that the average proportions of organic and mineral matters per gallon of London sewage, taken from ten different parts of the city, were as follows:—

NUMBER OF GRAINS OF SOLID MATTER IN 70,000 GRAINS (BEING 1 GALLON) OF SEWAGE.

	Organic.	Mineral.	Total.
In solution	15·08	40·66	55·74
In suspension	17·06	21·09	38·15
Total	32·14	61·75	93·89

LEICESTER SEWAGE.

In solution	13·49	56·51	70·00
In suspension	5·50	13·65	19·15
Total	18·99	70·16	89·15

TOTTENHAM SEWAGE.

In solution	9·49	45·01	54·50
In suspension	14·53	25·46	39·99
Total	24·02	70·47	94·49

In the Report of the Royal Commission on the pollution of rivers, issued in February, 1870, 21 analyses of London sewage are given, the averages of which are as follow:—

Total solid matters in solution, 64·54 in 100,000

parts by weight, which would be 45·18 in 70,000 = 45·18 grains in a gallon.

In suspension	27·04	organic matter.
	42·46	mineral ,,
	<hr/>	
Total	69·50	in 100,000 parts by weight, which would be, per
gallon	18·93	organic.
	29·72	mineral.
	<hr/>	
Total	48·65	

In the same table of the Report are 29 analyses of the sewage of 16 other places—large and small towns—the averages of which are as follow:—

Total solid matters in solution, 77·74 in 100,000 parts by weight, which would be 54·42 in 70,000 = 54·42 grains in a gallon.

In suspension	15·97	organic matter.
	14·05	mineral ,,
	<hr/>	
Total	30·02	in 100,000 parts by weight, which would be, per
gallon	11·18	organic.
	9·83	mineral.
	<hr/>	
Total	21·01	

In the foregoing 16 towns water-closets are in use, but by another table of analyses of the sewage of other places where water-closets are not in general use—called “midden towns”—it appears, from the same Report, that the proportion of solid matter in the sewage is quite as great; *e.g.*, 37 samples showed an average quantity of solid matters in solution equal to 82·4 parts in 100,000 parts by weight, or 57·68 in 70,000 = 57·68 grains in a gallon.

In suspension	21·30	organic matter.
	17·81	mineral ,,
	<hr/>	
Total	39·11	in 100,000 parts by weight, which would be, per
gallon	14·91	organic.
	12·47	mineral.
	<hr/>	
Total	27·38	

This is contrary to what one would suppose, but in these “midden towns” we know that a drain is or was commonly laid between the bottom of the midden and the sewer, by which means the fæcal and other matter was washed away in wet weather into the sewers, and this may account for there being even more solid matter in the sewage of these towns than in that of those where middens so drained do not exist.

§ XIII.—DISPOSAL OF SEWAGE.

IN animal and vegetable life a constant round of change is going on. Vegetation feeds upon decomposed vegetable and animal matter, converting substances noxious to the life of animals into healthy vegetation, when dissolved by water and taken up by the rootlets of the plants.

The same vegetation, after a sufficient growth, is in its turn the food of animal life, which, in the process of its growth, throws off the refuse to feed vegetation again. Of the effete organic matter to be removed from the premises of houses, that which is of animal origin is destructive to the healthy life of animals, but it is the sustenance of the life of plants, and, through them, of the animals which feed upon them. To bring back the same elements which were poisonous to animal life in the form in which they were thrown off from it, they must undergo the complete transformation which passing into vegetable life involves, before they are rendered again fit and proper food for animals,—the elements, that is to say, not their husks or embodiment.

The process of cleansing sewage is essentially a chemical one, either natural-chemical or artificial-chemical. The sewage may be so exposed to the action of atmospheric air that the organic matter becomes oxidised and changed into harmless substances, which is a natural-chemical process.

Sewage should be conveyed to the earth as quickly as possible after its delivery at the end of a drain or sewer, and should be kept moving, for it is stagnation of the sewage which causes a nuisance, and it is precisely stagnation which prevents the sewage being used profitably. A water-logged soil will grow nothing of any value. There must be motion in the sewage,—slow, of course, but still, movement.

The pores of the earth are at all times filled with either air or water. When the one is expelled the other takes its place. Some part of the organic matter of the sewage—that which is already in the proper stage of decay to be assimilated by vegetation—is at once removed in that way; another part is stored in the earth, awaiting its further stages of decay, while, if the quantity be large, and more than these two processes can deal with, the surplus is carried down below the top soil, and would run off unpurified, but that, by laying drains at a sufficient depth, air is allowed to penetrate the pores of the earth, which changes the decaying organic matter into harmless substances, by a process of oxidation. If sewage be allowed to flow over a piece of land for a time, and then be shut off from that particular piece, it passes down into the drains, being followed in its progress through the pores by atmospheric air, which become filled therewith as they were before the air was expelled by the incoming sewage water. It requires a considerable time for the exhaustion of the sewage from the pores down to the level of the drains, for the exhaustion proceeds at a rate less and less every hour after the stoppage of the flow. If the sewage run on to a piece

of land for 6 or 8 hours, it may require the next 18 or 16 hours for the ground to be renewed with fresh air ; so that the whole area should be divided into 3 or 4 areas, on to which the sewage should be made to flow in turns. This is the method of intermittent filtration, and by it a much smaller area of land is required to purify a given quantity of sewage than is required in the ordinary method of irrigation—not more than one-tenth as much ; but there is less profit in its use. In order to apply sewage to land with profit, there should be an acre to from 50 to 100 of the contributing population—more or less according to the nature of the land and the crops grown.

Mr. W. Hope, V.C., who is an authority on the utilisation of sewage by way of irrigation, says that 50 persons to an acre are too many, and that a given quantity of sewage may be more profitably utilised by apportioning an acre to every 20 or 30 persons. Nevertheless it would seem that in situations where so much land as that would require cannot be had, an acre to from 50 to 100 persons suffices to cleanse the sewage.

Sewage irrigation, as ordinarily practised, is a kind of intermittent filtration, but instead of the pores of the ground lying exposed to air, as in intermittent filtration, for 16 or 18 hours, the sewage continues to flow over the same area for days together. The purifying effect of the porous ground over which sewage is made to flow intermittently is proportionate to the extent of its pores, or to its cubic capacity, within moderate range, so that if the drains are laid at a depth of 6 feet below the surface the purifying effect

of an acre of ground is equal to that of two acres when the drains are only half that depth. Drains are equally necessary whether the sewage be used by way of irrigation or by way of intermittent filtration, but in the former case the effect is dependent rather upon the extent of surface than the depth of drained ground. Different kinds of soil affect the cleansing of sewage differently. A clayey soil seems to possess the requisite properties in a greater degree than others: but if the land be a stiff retentive clay it is so dense, of itself, that a larger area is required, while sand of itself has no purifying properties other than those which porosity gives it. A mixed soil, of clay, sand, and lime, would seem to be the best.

In country places, where houses are situated widely apart, the sewage may be taken separately from each house to the nearest available piece of land. Where houses are near together it is more advantageous to lay a common sewer into which the separate houses may be drained.

The "Automatic Sewage Regulator," recommended by Messrs. Bailey Denton and Rogers Field, is the means of applying small quantities of sewage to land beneficially. Unless sewage comes on to land in sufficient quantity to cause a smart flow it cannot be dealt with properly; it cannot be turned in the various directions required from time to time. The regulator stores up in a tank the dribble of sewage from a few houses, and when the tank is full it is emptied automatically through a syphon pipe, and flows on to the land in a proper stream while it does flow. Thus each tankful may be turned on to any

part of the land requiring it, which may afterwards be allowed to rest and become aërated before other sewage is turned on to it.

The chief feature of the automatic sewage regulator is an annular syphon, which is the invention of Mr. Rogers Field, and is made by Messrs. Bowes Scott and Read, of Westminster, in sizes from 4 in. to 12 in. diameter of the inner pipe. This may be fixed in a brick tank of any required dimensions. It is also fitted into galvanised iron tanks, of sizes holding from 50 gallons to 200 gallons. A similar invention is that of Mr. Isaac Shone, made by Mr. J. C. Edwards, of Ruabon. There is another by Messrs. Doulton & Co., of Lambeth.

For single houses, or for a few together, where there are gardens or other cultivated ground, the sewage of the houses may be conveniently disposed of by means of sub-irrigation, that is by means of common draining pipes, without sockets, laid upon a prepared bed in rows at a depth of a foot below the surface. The sewage rises through the pores of the soil and feeds the rootlets of the plants, giving an abundant vegetation.

It is objected to the principle of the system that it causes undue evaporation and consequent loss of heat from the ground, but if, as experience has proved, vegetation does thrive upon it, the other question does not seem so very important. It is objected also that the pipes become in course of time stopped up with sediment. Well, they would, after a sufficiently long time, but as they are laid at so shallow a depth it is easy to take them up and empty the sediment upon the soil, and dig it in, like any other manure. The disposal of sewage is one of those things about which

it is certain there will be differences of opinion, and all we can do in practice is to proceed in that way which is most suitable to each particular case, and to see that what is done, is done well; for, many times, how a thing is done is of more importance than what it is.

Where neither surface irrigation, sub-irrigation, nor intermittent filtration through the ground can be adopted, the less efficient method of settling tanks is had recourse to. The precipitation of the solid matter is hastened by the addition of some ingredient, as sulphate of alumina, which causes the solid particles suspended in the sewage to flocculate and fall to the bottom, and to increase the rapidity of deposition and prevent fermentative action, by which a scum would rise to the surface, a small quantity of milk of lime is added before the sewage arrives at the tanks where the precipitation is to take place.

A vast number of different things have been tried in the precipitation and clarification of sewage in tanks, which go under the general name of chemicals, but some are too expensive, some ineffectual in producing a complete separation of the liquid and solid components of the sewage, others are destructive of the manurial value of the effluent sewage water, and of what little value remains in the sludge precipitated. This, at the best, is of but little value, and is difficult to get rid of as manure, even at a shilling a load in some places, and with the use of one or two of those ingredients which are effectual as clarifiers, even this little is destroyed, and farmers will not have the stuff upon their land at all. It is not advisable to use any such chemical preparation, but after such a

separation as can be had with those precipitants which do not destroy manurial value, to pass the effluent water intermittently through land, or through artificial filter beds, according to the magnitude and position of the volume of sewage to be dealt with.

Sometimes lime alone is used, that is, quicklime reduced to powder, either by grinding or slacking, and mixed with water in such quantity as to produce a liquid "milk," which flows into a tank where the lime and the sewage are intimately mixed by machinery, having either a revolving or an oscillating motion. After this mixing the sewage flows into the larger tanks where precipitation takes place. The use of lime alone, in quantity about a ton to each million gallons of sewage, is tolerated where the river into which the effluent water runs, is not a clear stream, or a fishing river, as those running through manufacturing towns, but it is only tolerable on this account.

Moreover it does not remove the colour given to the sewage by dye water or tan liquor, especially the latter. Nothing seems to do this but such an ingredient as is destructive to the last extent of any manurial value remaining in the sludge. The sludge, whatever be the precipitant used, is the difficulty of the tank system, and, taken altogether, this system is one only to be adopted when no other is possible.

There are two chief ways of using the tanks, one in which the sewage flows through a series of them, one after another, and issues from the last one, usually over a fixed weir. In this way the mud is deposited mostly in those into which it first comes, and but slightly in the farther ones. The series of tanks on

this system form indeed but one long tank with cross walls. Experience has shewn that when the sewage flows over the cross walls, from one tank into the next, and so on to the end, the top of each cross wall being successively a little lower than the preceding one, a distinct current is formed on and near the surface through the tanks, and that the sewage flows off without fully depositing its load of mud. To obviate this, large openings are made in the bottom of alternate cross walls, wide enough to allow the quantity of sewage to pass with a velocity not exceeding 2 or 3 in. per second, and high enough to allow a clear waterway over the mud deposited.

The other way is to use the tanks separately, filling each with sewage and shutting it off from each in succession, whereby it comes to rest, and the water is drawn off from the top downwards either by a floating weir, or by a vertical pipe formed in sections or rings to stand upon one another, a section being raised from time to time as the water sinks; the floating weir, however, falls of itself with the sinking of the water.

Legal and other processes.—It has sometimes occurred that the distinction between those works which the Sanitary Authority are to do, as the public body, and those which owners of private property are to do at their own expense, has not been at once perceived. We propose, therefore, to point out a few of the sanitary laws and customs. There are two main divisions of the subject; (1) that which embraces what the Sanitary Authority are to do, and (2) that which private persons are to do. This latter, again, is subdivided into that which the owner

is to do, and that which is to be done by the occupier. The occupier, as a rule, is to remove all nuisances which are not caused by the want of structural conveniences on the premises; the owner is to do all structural work necessary to enable the occupier to keep the premises in proper sanitary condition; and the Sanitary Authority are to do the rest. But, in general, it is necessary that the Sanitary Authority should do their part of the work first, in order that the owners of property may be enabled to do their part, even as it is in many cases necessary that owners should do their part before the occupiers can do theirs; as, for instance, when the nuisance arises from the want of a house-drain, a sewer is first required with which it may be connected. It is stated in section 15 of the Act that "Every local authority shall keep in repair all sewers belonging to them, and shall cause to be made such sewers as may be necessary for effectually draining their district for the purposes of this Act." And in order to do this they may lay any sewer in any public road or street or other ground now occupied as a road or street, or which is intended to be given up for that purpose; and if it is necessary to lay a sewer through private land within the district in order the better to complete the system of sewerage, it may be so laid after giving reasonable notice in writing to the owner or occupier of the intention to do so (the land and all damages being, of course, paid for). And, further, if it is necessary in order to procure a proper outfall for the sewage, or for its distribution, that a sewer be laid beyond the district boundary, it may be so laid by giving three months' notice of the intention,

by advertisement in one at least of the local newspapers. The notice is to contain all such particulars of the intended work as may be sufficient for the understanding of the intention by every person interested, and it is to state where a plan of the intended work may be seen.

When land is required for the purposes of the Act it is taken either by agreement or under the powers of the Lands Clauses Consolidation Acts; but before putting in force any of the powers of these Acts the local authority are to publish in a local newspaper once at least in each of three consecutive weeks in November an advertisement describing the nature of the works for which the land is required, and stating how much is required, and where a plan may be seen; and are further to serve a notice in the month of December on the owner and lessee and occupier of the land, and requiring an answer whether the person assents, dissents, or is neuter in respect of taking the land required. The local authority then furnishes the information to the Local Government Board, and asks that they be allowed to put in force the Lands Clauses Consolidation Acts, whereupon the Local Government Board will direct a local inquiry to be made as to the propriety of making a provisional order in the matter, and if the government engineer who holds the inquiry approve of the plan the provisional order may be made, and the local authority are to serve a copy of it on the owner, lessee, and occupier of the land proposed to be taken.

As to serving the notices in the months of November and December as above-mentioned, they may be served

in September and October, or in October and November, provided that in either of these cases an inquiry preliminary to the provisional order shall not be held until the expiration of one month from the last day of the second of the two months in which the notices are given.

When it is desired to borrow the money for permanent works from the Public Works Loan Commissioners and to spread the repayment over a term of years, an engineering inspector of the Local Government Board usually holds a local inquiry into the merits of the proposed works, at which inquiry all parties interested may be heard, either for or against the proposal, and he reports for or against the request to the Local Government Board. Certain forms are furnished by the Board to be filled up by the engineer acting for the local authority, describing the nature and extent of the works and the estimate in detail, together with other particulars. At such an inquiry it is very desirable to have at hand every detail, both of the intended construction of the works and the estimated cost, the nature of the ground, and so on. The estimate is the chief thing to be inquired into, no doubt, and of course this cannot be accurately made out until both plans and sections are made, as well as detailed drawings, even though they be made out only in the rough; but it is certainly better on all hands (if time will allow of it, which it sometimes will not) that the plans should be wholly completed before the inquiry takes place, and not only so, but that duplicate plans and sections should be furnished. A civil engineer of much experience is apt to think

little of these formalities, and to rely upon the merits of his plan even though they may be unseen, but it is better not to trust to this.

By the 23rd section of the Act, "Where any house within the district of a local authority is without a drain sufficient for effectual drainage, the local authority shall by written notice require the owner or occupier of such house, within a reasonable time therein specified, to make a covered drain or drains emptying into any sewer which the local authority are entitled to use, and which is not more than 100 feet from the site of such house;" and goes on to say that if there is no sewer within 100 feet, then that the drain is to empty into a covered cesspool or other place.

Here, it may be observed, there seems to be some contradiction between this and the 94th clause, which has a provision that where the nuisance arises from the want or defective construction of any structural convenience, notice is to be served on the owner; and, in general, the owner is to lay the drain and do all other constructive work within the curtilage of his own premises.

If the notice is not complied with the local authority may, after the expiration of the time specified in the notice, do the work and recover the expenses from the owner.

The execution of the sewers is usually let by contract, as a whole, and the private drainage work is sometimes done by each owner of property employing whom he likes to do the work, and sometimes it is done by the same contractor who does the sewerage work, at a schedule of prices agreed upon previously. By the

latter method the owners of property have a guarantee that the prices are fair and equitable, without being, on the one hand, so small that the work cannot be properly done for them, or, on the other, exorbitant. By the former method the persons employed do not always know what the work is worth, beforehand, not being much accustomed to the kind of work, and if they are asked to say beforehand what they will do the work for they are more likely to over-estimate than to under-estimate the cost of it, and in that case the owner of the property suffers a loss, but it sometimes happens that he who is to do the work under-estimates its worth, and when that is so he either loses money or his efforts to recoup himself lead to bad work being done. Nevertheless there are advantages in employing local men to do the private drainage work, for they thus become, under proper supervision, educated to the kind of work required.

PART III.

WATER-SUPPLY.

SECTION XIV. QUANTITY.

„ XV. QUALITY.

„ XVI. SOURCES OF SUPPLY.

„ XVII. GAUGING WATER.

„ XVIII. CONDUITS AND CONDUIT PIPES.

PART III.—WATER-SUPPLY.

§ XIV.—QUANTITY.

A WATER supply is usually reckoned in point of quantity on the number of gallons per head of the population per day. At this rate the quantity actually supplied to towns varies from twenty in some to forty in others, in the majority of cases, and of these most incline towards the smaller number. There are exceptional cases where the supply is greater than the higher number, and others where it is smaller than the lesser number, but in most cases the quantity is between twenty and forty, and the average of all is probably not far from twenty-five. These differences in the requirements of different places seem to be attributable for the most part to the condition of the distributing pipes and the house-fittings. Where these are of bad construction the quantity of water unavoidably wasted is very great, and as the quantity

is reckoned upon that supplied rather than upon that used, the waste is included, and swells the amount to something beyond all reasonable limits when the quantities actually used for the separate purposes of a household are reckoned up.

But besides this cause of difference, resulting from the condition of the distributing pipes and house-fittings, there is a difference in the requirements between a purely agricultural district and a mining and manufacturing district. In the former a smaller quantity of water is required for personal washing, and especially for clothes-washing, and less also is required for the general cleanliness of houses in an atmosphere free from smoke and dust, than when the air is loaded with both; and according to the present constitution of rural sanitary districts many places are included in them in which a large quantity of water is required for these purposes.

It is not so much the question how little can people do with, or what quantity they use when they have to fetch it from long distances, but—what quantity they legitimately use when the houses and premises, and the clothes and persons of households, enjoy a condition of cleanliness.

The actual quantity used varies in an inverse ratio with the quantity of dirt about a household.

Where the water-supply is deficient, experience proves that neither persons, clothes, nor houses are kept in a state of cleanliness, and where circumstances make personal cleanliness impossible there must surely be misery. When a workman, whose occupation is a dirty one, comes home, if he could plunge into water

and get the dirt off him he would be set up for the evening, and be more inclined to stay at home than he is where all is dirt around him.

One must consider that there are two kinds of dirt: the one mineral, and inoffensive; the other is refuse organic matter. We do not feel defiled by contact with the one, but contact with the other is abhorrent, and there ought to be in every household a sufficient quantity of water to wash it off frequently. Those who suffer the dirt which is caused by the perspiration of the body to linger underneath the clothes, out of sight, are essentially dirty. We cannot all be rich, but we can all be clean.

The whole daily quantity of a water-supply is divided into three portions, viz., (1) for domestic use, (2) for public sanitary purposes, (3) for trades' purposes. The first two are everywhere required, and may be taken together as follows, where the distributing pipes and house-fittings are of good construction and their condition properly attended to. Where the occupation of the bulk of the people is not a dirty one, fifteen gallons per head of the population per day. Where the occupation of the bulk of the people is a dirty one, as in a mining and manufacturing district, twenty gallons per head per day. For trades' purposes the quantity varies greatly in different places. In some it is half as much as the quantity used for domestic and public sanitary purposes together, but it so completely depends upon the necessities of the locality that nothing definite can be stated for it. Whatever it may be in any locality it is to be added to the quantities given above. For

trades' purposes, water is mostly supplied by meter and charged at a price per thousand gallons. Supposing the quantity required for trades' purposes to be one-third of the quantity required for domestic and public sanitary purposes together, the total quantity would be from twenty gallons to twenty-seven gallons per head of the population per day, accordingly as the occupation of the bulk of the people is not, or is, a dirty one. And these would be the quantities where the house-fittings are of good construction and where proper precautions are taken to prevent waste. They are far less than the actual quantities supplied in many towns, but the surplus is wasted. The late Mr. James Simpson supplied to the Royal Commission on Water Supply a list of fifteen towns in which the average quantity is 21 gallons for domestic purposes, and $22\frac{1}{3}$ gallons for all purposes; and Mr. Bateman supplied a list of eight or ten towns in which the average domestic supply is $25\frac{1}{2}$ gallons, and the total supply $30\frac{1}{2}$ gallons per head per day. In these averages the quantity taken for other than domestic purposes is about one-fifth of the domestic supply; but it is to be remembered that the quantity set down as for domestic purposes is not a measured quantity, but is the result of deducting the trade supplies from the total known supply, and therefore includes the waste, which, in some towns where the house fittings are of old construction, is very great; and when waste is prevented the fixed quantity required for trades' purposes bears a greater ratio to the domestic supply.

Examples of Charges.—The charge for the domestic supply is about, on an average, five per

cent. on the rateable value of the house, or one shilling in the pound; but it varies, both in different places and with the rental. The scale generally begins with houses not exceeding £4 a year, which are charged at the rate of 1*d.* a week, or 4*s.* 4*d.* per annum, and follows on nearly at the rate of one shilling in the pound, reducing, however, as the rent advances, so that a £50 house is perhaps charged at 47*s.*, a £75 house at 70*s.*, and a £100 house at 90*s.* Of course the original cost of the works influences the scale a little more or less, but the figures above are not unusual ones.

For trades' purposes water is supplied either by meter or by a scale of charges. There are some trades in which the quantity is not great enough to be metered. The price per 1,000 gallons is reduced with the increase in the quantity taken, and rapidly so where the water is supplied by gravitation.

For instance, the Manchester scale is, for a quarterly consumption not exceeding 6,000 gallons, 2*s.* per 1000. If the quantity be 10,000, it is 1*s.* 10½*d.*; if 20,000, 1*s.* 9*d.*; 50,000, 1*s.* 7½*d.*; 100,000, 1*s.* 3½*d.*; 150,000, 1*s.* 2*d.*; and so on until when the large quantity of 500,000 gallons per quarter is taken the charge is 10*d.*; for a million gallons, 7½*d.*, and 3 millions less than 5*d.* per 1000 gallons.

Then there are annual charges by scale, such as

£5 per annum for a brickmaker's stool.

10*s.* ,, for a smithy fire.

21*s.* ,, for a slaughter-house.

21*s.* ,, for a warehouse.

4*s.* ,, for each cow.

4s.	„	for each horse (private)
7s.	„	„ at livery stables.
3s.	„	for a 2-wheel carriage.
5s.	„	for a 4-wheel carriage.
6d.	„	per head in manufactories.

Private baths are included in the charges for domestic purposes—as, indeed, would seem to be reasonable in all cases.

The domestic and public sanitary rate in Manchester is arranged in a way which has been since followed elsewhere. Instead of levying the whole amount required (1s. in the £) on house property, the rate is divided thus: 9d. in the £ on houses, which is called the domestic rate, and 3d. in the £ on all rateable property alike, including mills, manufactories, &c. It is evident that a supply of water, always under pressure in the street mains, day and night, is of value to property in general, as well as to dwelling-houses, and the proportion fixed upon at Manchester was 3d. for public and 9d. for domestic purposes; but the proportion is subject to variation; in Liverpool the public rate is 6d. and the domestic rate only 4½d.

The Leek scale for trades' purposes, other than those charged by meter, is as follows, *per annum*.

Barber's shop, using wash-hand basin	. 5	0
Building brick walls (per cubic yard, 1d.)		
Building a house, one year's water-rate		
Builders' and wheelwrights' shops, per bench	0	4
Coopers and wood-turners, per person		
employed	0 4
Curriers, per person employed	1 6
Cows, each	3 0

Horses, each	3	0
Carriages used for hire, each	4	0
Ditto not used for hire	2	0
Drug shops, per person employed	2	0
Blacksmith's shops, per hearth	2	0
Printing offices, per person employed	1	6
Plumbers, painters, and paper-hangers, per person employed	0	4
Silk twistors, per gate	2	0
Slacking lime, per cwt.	0	1
Surgeries, per person practising	2	0
Water-closets in mills, workshops, and public buildings, each	10	0
Hotels, inns, and public-houses (having stables), 30 per cent on the domestic rate.		

Eating-houses, 20 per cent. ditto.

Warehouses, lock-up shops, and offices,
from 15 to 30 per cent. of the rate
charged on dwelling-houses of equal
value.

By meter the charge varies from 1s. 4d. per 1000
gallons for a consumption of 5000 gallons per quarter,
to 1s. per 1000 for 10,000, 9d. per 1000 for 20,000,
7½d. for 40,000, 6d. for 100,000, down to 5¼d. for
200,000 gallons per quarter.

In the Stockport scale brewers are charged as fol-
lows, on the quantity of malt brewed per annum,

For any quantity not exceeding 50 loads	£1	10	0
Above 50 loads, and not exceeding 100 loads	2	10	0
„ 100 „ „ „ 150 „	3	5	0

Above 150 loads and not exceeding 200 loads	3	17	6
„ „	„	„	„
„ 400 „	„	5	19 9
„ „	„	„	„
„ 900 „	„	8	4 9
„ „	„	„	„
„ 1400 „	„	10	3 6

Note, a load = 6 bushels.

At Norwich the charge for “domestic” purposes, which does not, however, include a bath in a house, which one would suppose to be one of the most necessary of domestic purposes, is 4*s.* 4*d.* a year when the rent (not the rateable value) is less than £5 a year. When that is as much as £5 and is less than £100, the charge is 5 per cent. on the rental, or 1*s.* in the £. When the rent (*i.e.*, the net rent at which the house would let to a tenant from year to year) is £100 or upwards, the charge is 4½ per cent. on the rental. The charges for other uses than those charged by meter are as follow, per annum:—

Greenhouses, 4*d.* per square yard of site.

Gardens attached to houses, and included in the rent, 2*s.* for every 10 rods.

Gardens not attached to houses, 2*s.* 8*d.* for every 10 rods.

One horse, 6*s.*, and each additional one, 4*s.*

Each 4-wheel carriage, 6*s.*

Each 2-wheel carriage, 4*s.*

Street watering, 1*d.* per square yard watered once a day, or 2*d.* when watered twice a day.

For special protection against fire, and not to be used for any other purpose, 8*s.* for one opening, and 2*s.* for each additional one.

The house-service pipes are to be of lead, unless otherwise agreed upon, and are not to be of less than the following weights, namely,

$\frac{3}{8}$ -inch pipe	5 lbs.	per yard.
$\frac{1}{2}$ „	7 lbs.	„
$\frac{5}{8}$ „	9 lbs.	„
$\frac{3}{4}$ „	11 lbs.	„
1 „	16 lbs.	„
$1\frac{1}{4}$ „	$22\frac{1}{2}$ lbs.	„

These pipes are heavier than those in some other places, as, *e.g.*, at Yarmouth.

YARMOUTH.

$\frac{1}{2}$ -in. pipe,	5 lbs.	per yd.
$\frac{5}{8}$ „	$6\frac{1}{2}$ lbs.	„
$\frac{3}{4}$ „	8 lbs.	„
1 „	11 lbs.	„
$1\frac{1}{4}$ „	14 lbs.	„

DURHAM.

$\frac{3}{8}$ -in. pipe,	$4\frac{1}{2}$ lbs.	per yd.
$\frac{1}{2}$ „	$6\frac{1}{2}$ „	„
$\frac{3}{4}$ „	12 „	„
1 „	$19\frac{1}{2}$ „	„

COVENTRY.

$\frac{1}{2}$ -in. pipe,	7 lbs.	per yd.
$\frac{3}{4}$ „	11 lbs.	„
1 „	16 lbs.	„
$1\frac{1}{4}$ „	22 lbs.	„

LEEK.

$\frac{3}{8}$ -in. pipe,	4 lbs.	per yd.
$\frac{1}{2}$ „	5 lbs.	„
$\frac{3}{4}$ „	7 lbs.	„
1 „	11 lbs.	„

ALDERSHOT.

$\frac{3}{8}$ -in. pipe,	5 lbs.	per lb.
$\frac{1}{2}$ „	7 lbs.	„
$\frac{5}{8}$ „	9 lbs.	„
$\frac{3}{4}$ „	11 lbs.	„
1 „	16 lbs.	„
$1\frac{1}{4}$ „	$22\frac{1}{2}$ lbs.	„

LAMBETH.

$\frac{3}{4}$ -in. pipe,	$6\frac{3}{4}$ lbs.	per yd.
1 „	$9\frac{3}{4}$ lbs.	„
$1\frac{1}{4}$ „	$12\frac{3}{4}$ lbs.	„
$1\frac{1}{2}$ „	$15\frac{3}{4}$ lbs.	„

§ XV.—QUALITY.

BUT it is necessary to consider the quality equally with the quantity of a Water-supply for general use, in respect of its hardness; and without going into any medical question of whether hard water is injurious for dietetic purposes, I think it will be found upon inquiry into the best testimony on this subject that, for general use, a Water-supply should not be of a hard character.

I separate the characters of water in this respect by saying that water of not more than 5 degrees of hardness, by Dr. Thomas Clark's scale, is soft water, and that 15 degrees of the same scale indicates hard water.

The Chemical Commission, appointed by Government to investigate the qualities of various waters, reported that "it may be useful to distinguish the quality known as the 'hardness' of water according as it is of a temporary or permanent character. Perfectly pure or soft water, when exposed to contact with chalk (carbonate of lime) is capable of dissolving only a very minute quantity of that substance; one gallon of water, in weight equal to 70,000 grains, taking up no more than 2 grains of carbonate of lime. This earthy impregnation is said to give the water two degrees of hardness. But waters are often found containing a much larger quantity of carbonate of lime, such as 12, 16, or even 20 grains and upwards in the gallon. In such

cases the true solvent of the carbonate of lime, or at least of the excess above two grains, is carbonic acid gas, which is found to some extent in all natural waters. But this gas may be driven off by boiling the water, and the whole carbonate of lime then precipitates in consequence, or falls out of the water, with the exception of the two grains which are held in solution by the water itself. The gas-dissolved carbonate of lime gives therefore temporary hardness, curable by boiling the water."

"Other salts of lime, such as sulphate of lime, are generally dissolved in water without the intervention of carbonic acid gas, and therefore remain in solution, although the water is boiled, imparting hardness."

The Commissioners also say, "In the washing of the person the saving of soap by the use of soft water is most obvious. For baths, soft water is most agreeable and beneficial, and might contribute greatly to their more general use. Its superior efficiency to hard water in washing floors and walls is calculated also to promote a greater cleanliness in the dwellings of all classes, both within doors and externally; while in the occasional domestic washing of linen the smaller preparation necessary for washing in soft, as compared with hard water, the saving of soap which would then be sensible to its full extent, and the more easy and agreeable nature of the operation, would make a supply of soft water in a high degree desirable."

The Royal Commission on Water-Supply, who reported in 1869, took evidence on the question whether hard or soft water is to be preferred for a general supply.

Dr. Edmund A. Parkes, in answer to the question (No. 3126), "Would 16 or 20 degrees of hardness be prejudicial?" says "I think that that degree of hardness would be certainly prejudicial. I think that very probably it might disagree with a great many people; but supposing it reached to 8 or 10, or 12 degrees of hardness from carbonate of lime, it might be considered probably good water as far as that was concerned, but I should draw a marked distinction between that and the hardness arising from sulphate of lime, or sulphate of magnesia, or chloride of calcium, which would certainly disagree in much smaller quantities, so that the goodness of water for drinking purposes I would estimate according to its permanent hardness rather than according to its temporary hardness."

Dr. Lyon Playfair says, in answer to question No. 2646, *et seq.*, that, as a sanitary question, if the water is otherwise pure he does not think that mere hardness is of much importance as to health, but that it is of the greatest importance as regards the economical use of the water; that less soap would be required; that cleanliness is promoted by the use of soft water, both with regard to personal cleanliness and washing, and that there is considerable economy in the use of soft water, compared with hard water, in respect of wear and tear of clothes in washing. Evidence of similar import was given by Mr. John Simon, Dr. J. A. Wanklyn, Professor Odling, Dr. W. A. Miller, and Dr. Angus Smith.

§ XVI.—SOURCES OF SUPPLY.

BROOKS and small streams in valleys are not desirable sources of water supply; the quantity of organic matter they contain, in comparison with the quantity of water flowing in them, is greater than that contained in the water of other sources.

Other sources are, (1) Rivers, (2) Springs, (3) Moorland tracts of ground, where the rain-water falling upon them, and running off in small and rapid streams, is caught in reservoirs at a high elevation; and (4) Deep wells.

As to rivers, running water contains free oxygen, absorbed from the atmosphere, and the more so where it has a quick motion over a rough bed, which causes its surface to be broken up, and exposes a greater number of particles of water to the atmosphere than where the motion is slower, over a smoother bed. Organic matter in a state of decay, which I have elsewhere called "effete organic matter," is, as it were, seized upon by the oxygen in the water and chemically changed into harmless substances, after the action has continued for a sufficient length of time.

It is a matter of common observation that the discoloration of rivers by the polluting matters poured into them from populous places gradually fades away, and that at some considerable number of miles below, if no other pollution takes place on the way, the water is clear, and in some cases quite fit to drink; and if

the water of rivers could flow far enough away from one town before it were taken for the supply of the next one, the organic impurities would probably become wholly changed into harmless substances; the difficulty is to ascertain in what distance or in what time this effect takes place; either distance or time will vary with the relative quantities of polluting matter and of water, and there is nothing but supposition to go by in estimating at what distance from the polluting source water may safely be taken for domestic use lower down the river. It cannot very well be proved that they are wrong who advocate a river source for a supply of water, even when it is well known that the water is daily contaminated higher up the stream. The strongest argument in support of such a source is found in the want of proof that the water is injurious to the health of those who constantly drink it. This is but negative evidence in its favour, and even this is only true in some cases, as, for instance, in the Thames at Hampton, from which source a great part of London is supplied, although it is well known that the sewage of some considerable towns is poured into the river above that point.

On the other hand, as to the disappearance of colour by long-continued flow, it is proved positively that water may be quite bright and yet contain matter in solution which disqualifies it for domestic use.

Springs are more copious, and constant in their flow, from some of the geological formations than from others. From the chalk, the oolite, the new red sandstone (Bunter division), and the millstone grit, springs are more copious and constant than from other

formations, except the mountain limestone, which has many fissures and caverns; and some of the springs from this formation yield large quantities of water perennially, varying but little throughout the year, while others, though tolerably constant during years of average rainfall, almost cease to flow after a long drought. This seems to be owing to the comparatively small extent of ground upon which the rain falls, combined with its great porosity; while the ground from which the more perennial springs issue is of greater extent and comparatively of more general compactness.

The late Mr. Beardmore estimated that the water which falls upon the chalk district of the river Lea holds out for at least sixteen months.

Some springs from the oolite are reported to be nearly constant the year round, others varying about 30 per cent. as between the average and the minimum flow. I gauged daily during the years 1860 and 1861 several springs which issue from the millstone grit at Upperhulme, near Leek, with the following results:—During the year 1860 the average daily quantity was 355,266 gallons, and the least quantity on any day was 305,453 gallons. During the year 1861 the average daily quantity was 333,716 gallons, and the least quantity on any day was 258,600 gallons. Other springs have been proved to be equally or more constant in the new red sandstone, but in the mountain limestone they are more variable—perhaps because of the fissures being more open. The original chief source of the Bristol water supply was some copious springs issuing from this formation at Chewton Men-

dip, which ran for a long time at the rate of two million gallons a day, but about ten years afterwards these and other springs from which the supply was derived fell off considerably; resuming their full flow again, however, afterwards.

Below any level at which the water could issue in springs the absorbent rocks hold water as in a basin, and it may be procured by sinking a well. When the ground through which a well is sunk is porous from the top downwards, the quantity of water met with increases with the depth of the well, but in some situations the water-bearing stratum is overlaid with strata of an impervious nature, which keep down the water, under pressure. In sinking a well in such a situation but little water is met with after the surface or top water has been passed through, and this, when of bad quality, is usually stopped out by a water-tight lining. But when the depth to the water is great it is not necessary to sink a well all the way to it; after sinking to a sufficient depth to form a lodge for the water, and afford room to fix the pumps, the remainder may be bored. When the water is reached it bursts up suddenly and fills the well. The first great undertaking of this kind was at Grenelle, in the province of Artois, in France, where a bore hole was made down to the lower greensand, under the chalk, to a depth of about 1,800 feet, when the water suddenly rose through the bore hole, and was forced up many feet above the surface. Since this successful attempt to procure water in this way the name Artesian has been given to such a well, from Artesium, the ancient name of Artois. The blow-wells in the low-lying parts

of Lincolnshire act in the same way, although on a smaller scale; the overlying clay being bored through to the chalk beneath. In all such cases the water which is thus procured must first have fallen upon ground much higher than the site of the well, and upon the outcrop of the absorbent stratum pierced by the boring, through the fissures of which it descends and accumulates under the clay or other retentive strata of which the low-lying ground consists. A well sunk through the clay into the chalk at Kingston, in Surrey, threw water up to the surface, being a true Artesian well. Its temperature was, however, too high for the purpose for which the well was sunk. The strata passed through were as follow:—


11 ft.	clay and gravel.
2	„ gravel.
245	„ blue clay.
57	„ clay of various colours.
4	„ marl.
$\frac{1}{2}$	„ vein of sand.
9	„ marl.
$\frac{1}{2}$	„ vein of sand.
5	„ marl.
12	„ dark sand.
25	„ light coloured sand.
99	„ chalk, with flints.
<hr/>	
470 ft.	

The following is a short description of an Artesian well to be sunk in the same locality:—Well and bore

hole to be sunk to an estimated depth of 500 ft. Two 6-ft. lengths of cast-iron cylinders, 7 ft. diameter, to stop back the top water. Shaft lined with 9-in. brickwork, 6 ft. clear diameter, to be continued to a depth of 200 ft. Cast-iron bore-pipe, 12 in. diameter, with turned joints, to commence here and go down to the chalk, reducing the size only when necessary. The pumps to be at a depth of 80 or 90 feet below the level to which the water may rise. Estimated cost, £1,350.

Figure 47 illustrates such a well.

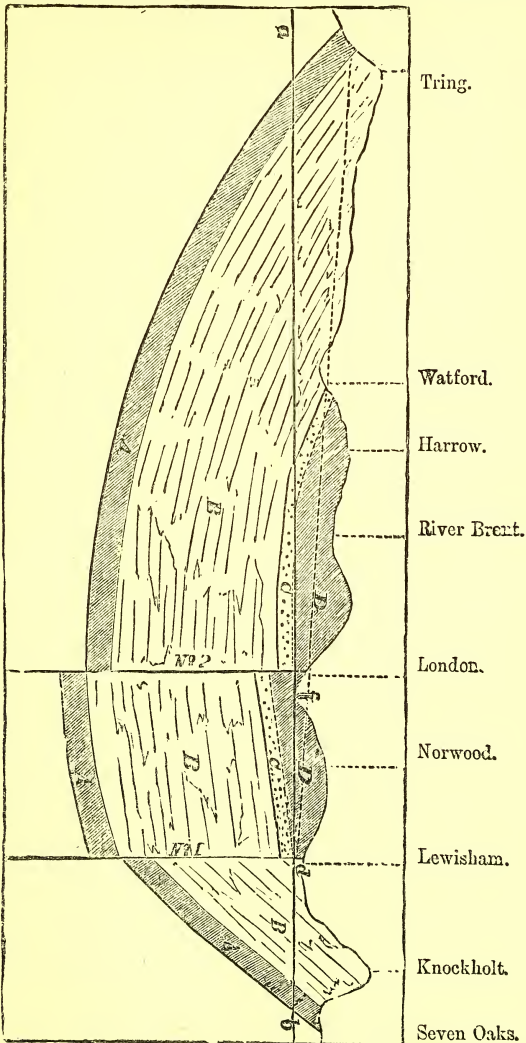
Fig. 47.



The publishers have very kindly offered me the use of a wood-cut from Mr. Hughes's book on Water Works, which shows, better than anything I could give, how it is that, when an impervious stratum of clay is sunk or bored through, water is found, and rises towards the surface, having its origin, in this case, in the rain falling upon the high ground about Tring on the one side and Knockholt on the other. The following are Mr. Hughes's own words :—

“In this section A is the gault clay, an impervious

Fig. 48.



stratum, which underlies the firestone, chalk marl, and

chalk. The firestone and chalk marl are not shown in the section, because it is believed in this chalk basin the water penetrates through both of these, and is really not stopped till it reaches the gault. In the south downs, however, it is otherwise, for there Lydden Spout, and other copious springs are thrown out by the chalk marl. B is the great mass of chalk 800 or 1000 feet in thickness. The tertiary or Thanet sands, resting on the chalk, are marked c, and the impervious mass of London clay is marked d. The level of high water mark in the Thames is represented by the horizontal line *a b*, and the presumed line of saturation or height to which the water from the chalk will rise at any point between London and Tring, is represented by the inclined line *c d*, drawn from the top of the gault below Tring to tide level in the Thames at Lewisham, where the chalk is exposed in the basin of the Thames. It will be observed that in this section I have not shown the beds in one continuous uninterrupted basin-shaped arrangement, but intersected by two faults, marked No. 1 and No. 2. The fault No. 1, which brings down the London clay d to the level of, and in contact with the chalk, is clearly exhibited on the North Kent and London and Brighton Railways, both of which it intersects at New Cross, in a north-east and south-westerly direction. It has been well described by the late Mr. De la Condamine, in a paper read before the Geological Society of London, in June, 1850.* With respect to the fault No. 2, although not exposed at the surface, we have good evidence of its

* Published in Vol. vi. of the Quarterly Journal of the Geological Society, p. 440.

existence from well sections. Thus, the depth to the chalk below Trinity high water mark at Gray's Inn Lane, the Hampstead Road, Tottenham Court Road, and the Regent's Park, varies from 80 to 100 feet; while at Trafalgar Square, Wandsworth, and Chelsea, the depth varies from 250 to more than 300 feet, which shows either a fault or a very great curvature of the strata. Mr. Prestwich believes that this fault or axis of elevation, whichever it be, passes along the valley of the Thames, in an east and west direction. It is clear that this fault as well as the one at Lewis-ham, No. 2, would be intersected by the line of our section. The main drainage of the chalk formation is not so much interfered with by these faults as might be supposed at first sight. The line *c d* shows the height to which the chalk is probably saturated with water, according to the views first promulgated by Mr. Clutterbuck, and afterwards corroborated by the Dean of Westminster and other eminent geologists. The drainage of the chalk will still take place at *d*, notwithstanding the faults, because the communication between the separate masses of chalk is still uninterrupted, the fault being probably not filled up with impermeable clay and made into a puddle dyke, as happens in some districts. According to the views of Mr. Clutterbuck, the water will rise in wells between Tring and London, to the level of *c d*, and he has found by measurements of numerous wells intermediate between the two places, that the water stands at, or nearly at this height. It will be observed that the ground at Watford lies below the line of saturation *c d*, and this accounts for the numerous springs which

break out in the meadows there, and for the fact, that every excavation, made only a few feet in depth, is immediately filled with water. Again, it will be observed, that a part of the London clay district, close to the metropolis, lies below the line of saturation. This is precisely the condition under which artesian wells may be expected to yield a stream of water that will overflow the surface. On boring down through the London clay, *D*, to the chalk on either side of the fault No. 2, we come to water which is acted on by the pressure from Tring or Knockholt as the case may be, and which, as soon as the boring is effected, rushes up through it and rises above the surface, namely, to the line *c d*. This is the explanation of many overflowing artesian wells in the neighbourhood of Fulham, Brentford, and other places in the valley of the Thames."

Common wells, though they may be deep, depend for their water upon the area immediately surrounding them, the rainwater falling upon which sinks downwards and laterally towards the bottom of the well, and the quantity procurable may be likened to the contents of a cone, the base of which is the area round the well, and its apex the bottom of the well, the contents being renewed from time to time as the rain falls. The extent of this area, or base of the inverted cone, is the greater the more porous the ground is, for any given depth of well, for there is in every kind of ground a minimum horizontality which the water can assume, under any given degree of exhaustion by pumping, its percolation to the well being hindered by the density of the ground through which

it passes, and the greater the density the steeper the incline assumed by the sides of the water cone. In practice these theoretical deductions are interfered with by the existence of faults, filled more or less with impermeable material. It is said that at one of the wells at Liverpool, 210 ft. deep, in the new red sandstone, the shallow wells around were affected by the pumping to a distance of $1\frac{3}{4}$ miles from the shaft.

A well sunk in the new red sandstone at Wolverhampton yielded but little water, being within a quarter of a mile of a great fault, limiting the extent of surface on that side to that distance.

Good water is obtained from uncultivated tracts of moorland. It is obtained by storing in reservoirs that which flows directly off the surface, and that which sinks into the ground and issues in springs within the watershed area. Knowing the quantity of water required, the area from which it is to be collected may be determined according to the amount of rainfall of the locality. It is necessary, in order to do this with something like precision, to obtain the register of the rainfall for a number of years. If the rainfall has not been gauged within the particular area, the water from which is to be appropriated, it is necessary that the position of the area on which the gauges may have been fixed, be one in which similar meteorological occurrences take place habitually; as, for instance, at a similar height above the sea-level; exposed to similar currents of air; sheltered by hills in similar relative positions and of similar height, or that both situations should be equally unsheltered. The best position for a rain-gauge is in an open piece of ground, not near houses or

trees, and from 6 to 12 inches above the ground; the nearer the ground the better, so that it is sufficiently high to prevent the splashing of water that falls outside it leaping into the mouth of the gauge. Five inches diameter is reckoned to be as good a size as any for the mouth of the gauge. Rain-gauges are made in various forms, and that in which the depth registered is most easily ascertained, carries a graduated rod attached to a float, which, rising with the water in the gauge, shows the depth fallen; but this kind is open to the objection that the face of the rod catches rain, which runs down it into the gauge and causes a greater depth of water to be registered than actually falls. Another kind has a graduated glass tube attached to the body of the gauge, in which the water rises equally with that in the body of the gauge; another kind merely receives the water, which is measured by pouring it out into a separate glass tube to ascertain the depth fallen. There is also another kind which has a float unattached to any rod, a graduated rod being used only at the time of measurement.

The register of rainfall for a number of years having been obtained, an average is taken. If the yearly depths of rain be examined separately, it will probably appear that they vary much from each other, and that the greatest depth in any one year is about twice the least in any other. It will probably be observed also that for two or three years together preceding or succeeding the year of least rainfall, the amount is less than the average of all the years, and that the mean depth of three consecutive dry years is about one-sixth less than the average; also, that the

least depth in any year is one-sixth less than this mean of three dry years.

Experience has shown that the quantity of water which can be caught and stored in reservoirs and delivered out daily for use is not so much as that due to the average of a number of years, and is not more than that due to the mean of three consecutive dry years, which has proved to be, in numerous instances, very nearly one-sixth less than the average, all the rest going past the reservoir in excessive floods. Thus, if a table of rainfall be examined, extending over a sufficient number of years, it may show the average yearly depth to be 36 inches. In some one year the least depth will probably be found to be about 24 inches, and taking any three consecutive dry years, the mean of them will probably be about one-sixth less than the average, or 30 inches, and it is this depth and not the average, which is to be reckoned upon; and the daily quantity required being known, the necessary extent of watershed area is ascertained. But the actual quantity to be dealt with is always less than the rainfall registered by a gauge, for the gauge registers the depth that falls, and from that depth must be deducted the quantity evaporated and otherwise lost on its way to the reservoir.

In his evidence before the Water Supply Commission in 1867, Mr. Bateman said that "according to the declivity and the geological character of the country, and the cultivation and the amount of vegetation, the quantity which is taken up by vegetation, or is evaporated or lost to the rivers, varies from about 9 inches to 16 inches, the smaller quantity being of

course that where the rocks are the hardest, and the declivities are the greatest, so that the water comes down in floods. If we take 12 inches as the mean between those extremes, it will leave the net available produce of these districts" (speaking of the Welsh hills from which he proposed to take water). This loss is taken from returns of actual gaugings in various places. He says, "In Manchester we have actually collected and measured in reservoirs 33 in the average of two or three dry years. Out of a rainfall of $45\frac{3}{4}$ inches we have actually collected and discharged 33 inches." This would be a loss of $12\frac{3}{4}$ inches in the year.

The late Mr. Thomas Duncan gave evidence before this Commission. He was the acting engineer of the Liverpool Water Works for many years, and had very good means of ascertaining by gauges the actual quantity of water collected and used out of the total quantity that fell. Five-sixths of the ground from which the gravitation supply is derived, consists of moor and sheep pasture, covered with heather, and some portion of it is mossy, the geological formation being chiefly millstone grit. A very small portion of it was ploughed, not one-fiftieth part; the whole area of the gathering ground being about 10,000 acres. With reference to the loss by evaporation and otherwise, the question is put to the witness, and referring to some tables he had drawn out, "You do not appear to have had a loss in any one year of as much as 12 inches. That is to say, in 1861 the rainfall was 46·38 inches, and then, taking the quantity you realise, which is 35·77 inches, that is slightly under 11 inches.

If you take the next year as 48·51 against 40·08, that is a loss of 8 inches. In the next year it is 51·01 against 40·72, that is under 11 inches again. In the next year it is 39·035 against 27·85, and in the next year it is 34·80 against 23·35, making a loss of $11\frac{1}{2}$ inches. Therefore, whatever your rainfall be, whether it be large or small, the actual loss would seem to be very nearly the same?" A. "The amount of evaporation and absorption does not vary much."

Mr. Hawksley has stated (Minutes of Proceedings, Inst. C. E., vol. 31) that the loss varies in these islands "from 10 inches per annum as a minimum to 18 inches as a maximum. The minimum occurred very rarely—indeed, only in the case of bare precipitous mountains, consisting of non-absorbent rock, such as slate or granitic rock. From that surface all the rain that fell could be gathered, with the exception of about 10 inches. But the case was very different where the surface was covered with soil and peat, where it became flat moorland on the summit, and more so where the land was cultivated and thrown into the character of a sponge. In general, however, with mountain watersheds, where the intermediate condition existed, the actual ascertained loss amounted to from 13 inches to 15 inches per annum, according to the situation and some local circumstances, and might be taken at a mean of about 14 inches per annum."

Supposing the situation to be one where this average loss of 14 in. in depth would occur, it is to be deducted from the 30 in. representing the mean annual depth of three dry years, as above, leaving 16 in. in depth over the whole drainage area, which represents the actual

quantity of water to be dealt with, being 363,000 gallons in a year from every acre of drainage area, or very nearly 1,000 gallons per day per acre, and if 20 gallons per head of population per day be allowed there would be required an acre of collecting ground for every fifty people, or for every ten houses (there being, on an average, about five inhabitants to a house). Thus, if the population to be supplied be 10,000, the daily quantity of water required would be 200,000 gallons, and the area of collecting ground 200 acres, if the rain-fall be 36 inches.

Where, as above stated, the whole of the available quantity of water due to a given area may be taken for the supply of a population, it will in general be necessary to afford water-compensation to the streams and mills out of a separate reservoir; but in some cases water-compensation is given out of the same reservoir from which the supply to the population is derived, in which case the watershed area must be one-half greater than that above stated.

The next step would be to find a suitable site for the construction of a reservoir into which the water falling upon the drainage area would flow, and the next step would be to determine the size of the reservoir—the quantity of water it should hold. We know that many storage reservoirs have failed to contain a sufficient quantity of water to last through a long drought at the rate of delivery out of them which had been calculated upon as the daily supply.

In the first place, averages of many years' rainfall have been taken without deduction for the excessive floods which cannot be stored in reservoirs of any

practicable size, and a certain proportion of the average has been deducted for loss by evaporation and absorption, without regard to the absolute quantity of that average. Thus, when the average annual rainfall has been ascertained to be, say, 45 in. in one place and 30 in another, one-third, or some other proportionate part has been deducted for loss, and the remainder set down as the available quantity, giving in the first of these assumed cases 30 in. available and in the other 20; and it is quite possible that by accident both these might be the true quantities available in certain situations, if the precaution were taken to deduct excessive floods which swell the average beyond a point that can be dealt with in any reservoir that could be practicably constructed; but experience has shown that the loss by evaporation and absorption does not bear any fixed ratio to the rainfall, or to its average amount, and that it is almost a constant quantity in any year in the same place, whether it be a wet year or a dry one. These two sources of error are avoided by first deducting one-sixth, or thereabouts, from the yearly average, and then deducting an absolute depth, being that due to the loss by evaporation or absorption, the result being a quantity which may fairly be relied upon. The depth of rainfall to be deducted for loss cannot be directly ascertained; from a water surface the evaporation is about 30 in. in depth in a year, but from the surface of a collecting ground it cannot be directly measured. The way in which it is ascertained is by the indirect method of deducting the known quantity collected from the known quantity

resulting from a certain depth of rainfall on a known area of ground, the difference being the loss.

But another source of error has been to underestimate the length of time droughts may continue in certain situations, and not sufficiently taking into account the number of days on which rain falls in any given period (as a year), which varies very much in different places; for the fewer wet days there are in a given time the greater number of days' supply should the reservoir hold, whatever be the annual rainfall, and consequent daily regulated supply.

Large storage reservoirs, such as those now under consideration, are usually made by constructing an embankment across a valley, and making use of the hollow thus formed by nature to hold the quantity of water desired. The best site for a reservoir, therefore, is one where (1) a bank can be made under or by which water cannot pass, when dammed up to a considerable height; (2) where the ground has sufficient stability, not only in itself in its natural state, but afterwards when it may be more or less penetrated by the water penned up, so that no slip may occur; (3) where a wide and comparatively level expanse of ground exists below which the sides of the valley approach each other so that a short bank, and one not too high, may impound a large quantity of water; if the first requirement exists the fourth will be secured, viz., that there should be a sufficient quantity of retentive material to form a core, or trench and wall, of water-tight material, such as clay.

§ XVII.—GAUGING WATER.

THE quantity of water supplied by a pump may be measured by the capacity of the working barrel and the speed, deducting from the quantity so found about 10 per cent. for leakage of valves and other losses: and water is sometimes measured in a similarly mechanical manner by meters; but when the water flows, or can be made to flow, from a pond, over a weir, or through a notch in a plank or iron gauge, the quantity may be ascertained in the following manner, provided the thickness of the sill over which the water falls be properly regarded, and providing the weir or gauge be truly level, and that proper precautions be taken to prevent the water passing under it or past the ends.

The velocity with which water falls over such a barrier follows the same general law which affects other heavy bodies falling freely,—that is the force of gravity. A heavy body falls 16·08 ft. in the first second of time after its descent from a state of rest, and acquires at the end of that time a velocity of 32·16 ft. per second, which is called the force of gravity, and is represented by the letter g . The formula is $V = \sqrt{2 g H}$, when $V =$ the velocity in feet per second; $g =$ the force of gravity, $= 32\cdot16$; and $H =$ the height in feet. Therefore $V = \sqrt{64\cdot32 H} = 8\cdot02 \sqrt{H}$.

In the case of a weir or a notch-board the height H is synonymous with the depth of water. The depth

to be calculated upon is not that immediately over the sill of the weir, but is the whole height from the sill to the level of the water above the weir where it is out of the influence of the current. When water approaches a weir, or notch-board, the surface is drawn down for some feet up-stream, being influenced by the draught of water through the passage, and in measuring the depth it is necessary to take it at some point out of the influence of the current.

It has been stated above that the velocity with which water falls over a weir is as the square root of the depth, and when the whole depth is taken the velocity due to it is that of the lowermost filaments or threads (as it were) of the sheet of water flowing over. These are pressed outwards by a force which is that of the whole head of water, from the sill up to the level of still water, and did they issue from an orifice at that depth would spout out much farther than they can do with the superincumbent sheet of water upon them. The uppermost filaments have no velocity which is due to the pressure of a head of water, and the velocity which they do acquire is caused by those below slipping horizontally from under them and letting them down gradually from the bottom upwards, causing a depression over the sill, which gives an inclination to the surface of the water for some few feet above the weir or notch-board.

This inclination of the surface is differently produced from that of a river in train, and is due to the loose end of the stream, whereby the lowermost particles escape faster than those above them, the whole number becoming amalgamated into one stream, which

takes a direction due to that filament which is at the depth due to the mean velocity of the whole stream. The velocity of the fluid threads at every part of the depth being as the square roots of their depths below the surface, the mean velocity of them all is necessarily $\frac{2}{3}$ of that of the lowermost, and the whole sheet of water assumes the curve which that filament would do which is at the depth to which the mean velocity is due, if it could issue alone. The point in the depth at which the mean velocity of the whole takes place is at the depth of $\frac{4}{9}$ of the whole depth, and the mean velocity is that due to $\sqrt{\frac{4}{9}d} = \frac{2}{3}\sqrt{d}$, which is, when the constant multiplier is interposed, $\frac{2}{3}$ of $8.02\sqrt{d} = 5.35\sqrt{d}$, which is the true expression of the mean velocity of all the filaments of water passing through the notch, or over the weir; and were there no obstruction to the flow the quantity discharged would be found by multiplying this velocity into the depth and into the length of the weir; but by no form of construction can the actual discharge reach this theoretical discharge, because, first, the theory assumes the falling body to fall *in vacuo*, whereas in practice it falls through the air, and although atmospheric air at a barometric pressure of 30 inches of mercury is of a density only about the $\frac{1}{815}$ part of that of water, yet it offers some small resistance; and, moreover, while the theory takes no account of friction against the bottom or sides of the notch or weir, or of the divergence of the particles of the stream passing through the opening, the actual discharge is diminished by these influences also. The more abrupt the opening the greater are the disturbances of the flow. If we

were treating of hydraulics in general we should see how, by the appliance of wing-boards above the weir, or, in the case of orifices wholly below the surface, by adjutages below the opening, the discharge is increased to almost the whole quantity indicated by theory, but those are not the circumstances under which water is gauged in ordinary practice.

In calculating the quantity discharged the depth enters twice into consideration. In the first place it is an element of the sectional area of the stream, and in the second of the velocity. The sectional area is as the depth, and the velocity as the square root of the depth. The cubic quantity discharged is therefore as $d \sqrt{d}$ or as $\sqrt{d^3}$. If the quantity be taken in cubic feet per second per foot in length of the weir it is $5.35 \sqrt{d^3}$ by the theory of falling bodies, the depth being measured in feet; and if it be taken in cubic feet per minute it is $321 \sqrt{d^3}$ per foot in length of the weir. But it is more convenient to measure the depth in inches, in which case the constant 321 must be divided by the square root of the cube of 12, or $\sqrt{1728} = 41.57$, and $\frac{321}{41.57} = 7.72$, the constant of the theoretical quantity per foot in length of weir when the depth is measured in inches and the quantity in cubic feet per minute. If we put $l =$ the length of the weir in feet, this quantity would be $7.72 l \sqrt{d^3}$.

But practice has proved that not only is the actual discharge less than that of theory under every condition of a weir, but that the constant multiplier varies with both the length and the depth. By measuring in large tanks the actual quantities discharged under

various conditions of depth of water, length of weir, and thickness of lip, and dividing these quantities by the areas of the openings, certain coefficients have been found which bear the same relation to unity which the quantities discharged bear to the theoretical quantities, under the same conditions of length and depth.

Various observers have found the coefficient to be from about .58 to about .68, and if we take the mean of all to be .623 the theoretical constant 7.72 would be reduced to 4.81, so that if we put Q = the quantity discharged in cubic feet per minute, d = the depth of water in inches, and l = the length of the weir in feet, $Q = 4.81 l \sqrt{d^3}$.

By this formula it is assumed that the quantity is proportionate to the length, but it is not exactly so, for the shorter the weir, compared with the width of the stream and with the depth of water flowing over it, the greater should be the proportionate diminution of discharge due to the contraction of the two ends of the weir; and Mr. Francis, in the formula resulting from his experiments at Lowell, U. S., makes a correction for this. His formula is $Q = 200 (l - 0.1 n d) \sqrt{d^3}$, d being taken in feet, but if we take d in inches, and divide the constant 200 by the square root of the cube of 12, $Q = 4.81 (l - .00833 n d) \sqrt{d^3}$, n being the number of end contractions.

The effect of the end contractions in the case of a weir with one opening five feet long, and a depth of water of six inches, is to reduce the quantity discharged by about seven cubic feet per minute; thus, $4.81 l \sqrt{d^3} = 4.81 \times 5 \times 14.7 = 353$ cubic feet per

minute, and $4.81 (l - .00833 n d) \sqrt{d^3} = 4.81 (5 - .00833 \times 2 \times 6) \times 14.7 = 346$ cubic feet per minute, or by about 2 per cent. in this case.

Except those of Mr. Francis, the most important experiments on a large scale which have been made on the flow of water over weirs were made by Mr. Blackwell, on the Kennett and Avon canal, in 1850. These were made from a perfectly still head, the area of the pond from which the water flowed being upwards of two acres in extent.

These experiments were upwards of 200 in number, and were made with weirs of three feet, six feet, and ten feet in length; with thin iron plates; with planks two inches thick; and with broad-crested weirs, resembling ordinary weirs on rivers, the width of crest in the experiments being three feet. The coefficients were found to vary with the depth of water and also with the length of weir, and with the thickness of the lip.

The following is an analysis of those experiments of Mr. Blackwell which, in point of dimensions, come most under the conditions of ordinary practice;—I mean, of course, which, within the scope of the experiments, are most proportionate to the dimensions of ordinary stream gauges. The gaugings of exceptional depths with certain lengths are most valuable, as related in full by Mr. Blackwell in his paper contributed to the Institution of Civil Engineers, but I have been content to adduce the results within a depth of nine inches; also not to include the experiments on weirs with wing-walls, and those made with short wide-crested weirs.

The general formula is $Q = c l \sqrt{d^3}$, in which Q = the quantity of water discharged per minute; d = the depth in inches from the surface of still water to the lip of the weir; l = the length of the notch in feet, and c = a constant multiplier found by experiment to equilibrate the terms Q and $l \sqrt{d^3}$. This constant, c , is found by measuring in a tank the quantity of water which falls in a certain time from a notch of a certain length with a certain depth of water flowing over it; each one of these items being a subject of measurement. The constant, c , is therefore arrived at independently of the relation between the theoretical result and the practical result. But inasmuch as the conditions under which experiments are made must be limited, while those of practice are unlimited, it is very useful to compare the actual discharge under given conditions with that which is due to the theory under the same conditions, and this is best explained by dividing the constant multiplier, found by experiment to be necessary, in each of the given conditions, by the constant multiplier of the theory. The result is the *coefficient*, which bears the same relation to unity as the actual discharge bears to that of theory. In the following table it is the result of dividing the actual constant in each case by 7.72, the theoretical constant, when the quantity is taken in cubic feet per minute, the depth in inches, and the length in feet. Thus, $\frac{5.17}{7.72} = .67$, the mean coefficient of all lengths

and all depths over notches in thin plates. Averages are not always to be relied upon, but it may be observed that the combination of all lengths with all

depths, within the range of these experiments (which, indeed, were numerous), shows an average constant of 5.17 for thin plates, 4.35 for 2-in. planks, 3.93 for weirs with wide crests sloping 1 in 18 across, and 3.66 for similar weirs with level crests; the corresponding coefficients being .670, .563, .508, and .474.

Analysis of Mr. Blackwell's Experiments on the flow of water over Weirs, within the limits before mentioned.

THIN PLATES.

Depths.	1 in. to 3 in.		3 in. to 6 in.		Mean of all depths.	
	Value of c.	Coeff.	Value of c.	Coeff.	Value of c.	Coeff.
Notch 3 ft. long.	5.10	.660	4.68	.606	4.89	.633
„ 10 ft. „	5.76	.746	5.16	.668	5.46	.707
Mean of all lengths.	5.43	.703	4.92	.637	5.17	.670

PLANK WEIRS, 2 IN. THICK.

Depths.	1 in. to 3 in.		3 in. to 6 in.		6 in. to 9 in.		Mean of all depths.	
	Value of c.	Coeff.	Value of c.	Coeff.	Value of c.	Coeff.	Value of c.	Coeff.
Notch 3 ft. long.	3.96	.512	4.44	.575	4.62	.598	4.34	.562
„ 6 ft. „	4.14	.536	4.62	.598	4.44	.575	4.40	.570
„ 10 ft. „	4.08	.528	4.56	.590	4.32	.559	4.32	.559
Mean of all lengths.	4.06	.525	4.54	.588	4.46	.577	4.35	.563

CREST 3 FT. WIDE, SLOPING 1 IN 18 ACROSS.

Depths.	1 in. to 4 in.		4 in. to 8 in.		Mean of all depths.	
	Value of <i>c.</i>	Coeff.	Value of <i>c.</i>	Coeff.	Value of <i>c.</i>	Coeff.
Weir 10 ft. long.	3·78	·489	4·08	·528	3·93	·508

CREST 3 FT. WIDE, LEVEL ACROSS.

Depths.	1 in. to 5 in.		5 in. to 8 in.		8 in. to 10 in.		Mean of all depths.	
	Value of <i>c.</i>	Coeff.	Value of <i>c.</i>	Coeff.	Value of <i>c.</i>	Coeff.	Value of <i>c.</i>	Coeff.
Weir 10 ft. long.	3·54	·459	3·78	·489	3·66	·474	3·66	·474

When an opening through which water issues is wholly below the surface of the pond, the velocity with which it issues is proportional to the square root of the head, that is, the height from the centre of the opening to the surface of the water, if the opening on the lower side be not covered with water; where water is discharged from one pond into another, through an opening wholly below the surface of the lowermost, the head is the height from the surface of one pond to that of the other. By the theory of falling bodies the velocity would be $8\cdot02 \sqrt{h}$, h being the head of water in feet, and the velocity being measured in feet per second; but this velocity is never attained in practice; the opening is always more or less abrupt, and the whole body of water does not issue in a direction at right angles with the line of the opening, but, at the sides, is forced to converge towards a point outside, at

which point the cross sectional area of the body of the water is only about two-thirds of that of the opening. The velocity of the central portion of the body of water is probably as great as the theory indicates, but it is retarded at the sides by the friction against them, so that, besides the contraction of the area of the stream, the mean velocity of all its particles is also reduced below the theoretical velocity. Combining these two effects, the practical result is to reduce the discharge in the ratio of about 8 to 5.

In Banks's treatise on mills, a summary of coefficients found by numerous observers is given as follows:—

Newton, $\cdot 707$; Bossut, $\cdot 615$; Banks, $\cdot 750$; Michelotti, $\cdot 625$; Helsham, $\cdot 705$; Smeaton, $\cdot 631$; the mean of which is $\cdot 672$, but it is to be remarked that the experiments of Bossut and of Michelotti were made on a larger scale than the others, and are more to be relied upon.

Experiments by Brindley and Smeaton, with holes 1 inch square, show the times in which 20 cubic feet of water ran out under different heads to be as follow:—

1 ft. head,	9 minutes	22 seconds.
2 ,,	6 ,,	40 ,,
3 ,,	5 ,,	20 ,,
4 ,,	4 ,,	44 ,,
5 ,,	4 ,,	14 ,,

From these we deduce the following coefficients, viz., $\cdot 64$, $\cdot 63$, $\cdot 64$, $\cdot 63$, and $\cdot 63$ respectively.

In a report to the British Association, Mr. George

Rennie gave the results of the observations of others than those above named, as follow:—Venturi, $\cdot640$; Borda, $\cdot646$; Eytelwein, $\cdot640$; Hachette, $\cdot690$; Brindley and Smeaton, $\cdot631$; Rennie, $\cdot621$; Poncelet and Lesbros, $\cdot600$, $\cdot605$, and $\cdot593$; also from other experiments, $\cdot611$, $\cdot618$, and $\cdot611$. The mean of all these is $\cdot625$.

If there were no obstruction to the flow the quantity discharged in cubic feet per second would be $A \times 8 \sqrt{h}$, A being the area of the opening in square feet, and h the head of water, but the combined influence of friction and reduction of cross sectional area of the stream causes a reduction in the constant to 5 , in ordinary cases; so that the actual quantity discharged is $A \times 5 \sqrt{h}$, through abrupt openings. With trained walls and other appliances the discharge would approach nearly to that indicated by the theory; Mr. Beardmore gives the constant $7\cdot5$ for such cases.

The word coefficient is used sometimes to express the quantity which I have called the constant, and perhaps there can be no liability to error in taking the word indiscriminately, although it would seem that the two quantities should be differently named. The *constant* is a quantity found by experiment to equilibrate two other quantities which are stated by the theory adopted; but a *coefficient* I take to be a decimal which shows the ratio between the theoretical and the practical quantities.

§ XVIII.—CONDUITS AND CONDUIT-PIPES.

If the channel by which water is conveyed be an open cutting in the ground, the velocity of the stream must be small, as may be seen from what we have said (p. 77,) on the effects of scour on various materials, and therefore the dimensions of the channel must be proportionately large, and the fall proportionately small. A waterworks conduit, however, is usually lined with stone or brickwork, or with concrete, in order that a greater velocity may be given (the difference of level of the two ends usually permitting it), and the dimensions reduced. In this way a sufficient velocity is obtained to prevent the surface freezing, and to prevent the muddying of the water which would take place by running with considerable velocity over a natural bed. A mean velocity of from 2 ft. to $2\frac{1}{2}$ ft. per second is not an unusual one in practice. Eytelwein's equation, $v = .9 \sqrt{hf}$, is applicable to such a channel, in which v = the mean velocity per second, h = the hydraulic mean depth, f = the fall of the conduit in 2 English miles.

Thus, with a hydraulic mean depth of 6 inches, and a fall of $6\frac{1}{4}$ ft. per mile, the mean velocity would be $2\frac{1}{4}$ ft. per second, for $h = .5$ and $f = 12.5$ and $v = .9 \sqrt{.5 \times 12.5} = 2.25$.

Such a channel might be so formed that the depth of water might be 1 ft., the width at the surface of the water $3\frac{1}{3}$ ft., and the width at the bottom $\frac{2}{3}$ ft. The

mean width would then be 2 ft., the sectional area 2 square ft., and the quantity of water conveyed $4\frac{1}{2}$ cubic ft. per second, or 270 cubic ft. per minute. Larger channels, in which the hydraulic mean depth is greater, require proportionately less fall to maintain the same velocity; thus, if the hydraulic mean depth be 1 ft., and the velocity, as before, $2\frac{1}{4}$ ft. per second, the fall would be only half as much as in the other channel, for

$$f = \frac{v^2}{.81 h} = \frac{5.06}{.81} = 6.25, \text{ or } 3\frac{1}{8} \text{ ft. per mile.}$$

Such a channel might have a width at the surface of the water of $6\frac{2}{3}$ ft., at the bottom of $1\frac{1}{3}$ ft., and a vertical depth of 2 ft. The mean width would then be 4 ft., the sectional area 8 square ft., and the quantity of water conveyed would be 18 cubic feet per second, or 1,080 cubic feet per minute. (The quantity in cubic feet per minute is converted into gallons per day by multiplying by 9,000.)

By that process the approximate quantity of water running in an existing channel may be found, but the more usual thing to be determined in a waterworks is the sectional area of the conduit from the known quantity of water required to be conveyed with a given velocity. In this case the first consideration is the rate of fall which circumstances permit, so as to deliver the water at a sufficient elevation above the place to be supplied. The highest part of the district to be supplied determines at what elevation the service reservoir should be, and taking that as a datum the rate of fall in the several parts of the line of conduit up to the source may be accommodated to the requirements of

the several parts of the ground. In some parts a conduit following the contour of the ground may be most economically made, while in other parts it may be necessary to confine the water in pipes under pressure, and in some places a short valley or ravine may be crossed by an aqueduct.

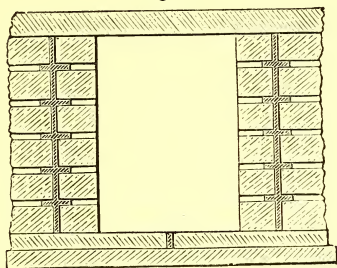
Open channels in the ground, however, which convey water for domestic use, require to be fenced in, and the expense of that is in some cases greater than the expense of covering the conduit, when it is of small dimensions. Covered conduits are mostly of one or the other of two forms: either completely circular, or with vertical sides and arched cover, the bottom in this case being usually formed with an inverted arch from side to side, unless flagstones are used. The choice of one or the other form depends chiefly on the local materials used. The quantity of material required is less in the circular form, but in this case the beds of the stones should be dressed or the bricks moulded to the radius of the curve, in order to make good work; and the labour of this costs more than the extra materials in the other form, where they are abundant.

To prevent leakage the conduit is sometimes laid in puddled clay, from 8 to 12 in. thick, worked with little water, up to the middle of the height of the conduit, or higher; and to prevent the percolation of water from the surface, in places where it might be injurious, the puddling is completed over the arch.

Instead of being backed with puddle the beds and joints of the heart of the walls may be filled with asphalte, hydraulic lime mortar being used for the

inner and outer parts of the beds and joints, as in the following Figure.

Fig. 49.



It is essential to the purity and freshness of the water delivered at the lower end of any conduit that during its passage it should take up oxygen from the atmosphere as fast as it gives out that which had been previously absorbed, and to this end an open channel is preferable to a covered one, but where it is necessary to cover the conduit full provision should be made for its ventilation. The number of openings forming communication between the interior of the conduit and the atmosphere cannot be too many. The proper number will depend upon the degree of freedom from organic matter of which the water may originally be, but 100 yards would seem to be as far apart as the ventilating shafts should be in any case; and these, while having each a large area, should be protected by a hood from the possibility of pollution.

The quantity of water conveyed by either form depends upon the same conditions which affect the flow of water in open channels, and the conduit must always run somewhat short of full; half-full is the usual maximum state. Such conduits must therefore necessa-

rily follow the contour of the ground for the most part, although when a ravine or short valley has to be crossed that is easily done, without breaking the continuity of the gradient, by supporting the aqueduct upon piers brought up from the ground below.

To convey water under pressure from a high source along low ground, the principles to be regarded are in some respects different from those we have considered. The free oxygen originally contained in the water cannot escape, or should not be allowed to do so if at all possible. Cast-iron pipes are used for such conduits, and if the ground along the line chosen for the pipe do not in any intermediate part rise and fall again, the air originally contained in the water will for the most part be retained until the water is delivered at the other end, but if circumstances make it necessary to lay the pipe over intermediate and subordinately high ground, the air will accumulate at these high intermediate points, and it then becomes necessary to provide for its escape, otherwise the pipe will become air-locked, and the flow of water retarded or wholly stopped, besides creating danger of bursting the pipe, from the concussion which the elasticity of the air allows the water to give to the pipe in the throbbing action caused by the repeated efforts of the column to pass the obstruction; and these efforts are cumulative; so that in all such cases air-escapes are fixed on the pipe. When delivered into a sufficiently large reservoir it again in part takes up air.

Whether the pressure which causes water to travel through a pipe be that of a natural head of water at a high level, or whether such pressure be artificially

given to it by a pump at a low level, is immaterial; the actual pressure must be the same in both cases; and in the case of a pumping main air-escapes at high intermediate points are still more necessary, for besides the risk of bursting the pipe without them, there is the risk of breaking the engine by the sudden relief of its load. But in pumping mains intermediate rises seldom occur. Where the ground does itself rise and fall again intermediately, the pipe is made to rise continuously by cutting through the hill.

Supposing air locks to be avoided, it is necessary to see that no unnecessary obstruction to the flow of water be offered by sharp bends. When none of these causes of obstruction exist, and the resistance to the flow of water is that due to the friction of the water on the sides of the pipe, the pressure necessary to give any required velocity may be calculated by Eytelwein's formula,—

$$v = 50 \sqrt{\frac{d h}{l + 50 d}}$$

where v = the mean velocity in feet per second, d = the diameter of the pipe in feet, and h the head of water in feet necessary to give the velocity v : Squaring both sides of this equation, $v^2 = 2,500 \frac{d h}{l + 50 d}$

$$\text{and } h = \frac{v^2 l + 50 d}{2,500 d}$$

The correction $50 d$ is made for short lengths of pipe, but in waterworks mains, such as those now under consideration, the correction may be neglected,

and the equation is simply $v = 50 \sqrt{\frac{d h}{l}}$ and

$$h = \frac{v^2 l}{2,500 d}$$

As in the case of open channels, a good working velocity is from 2 ft. to $2\frac{1}{2}$ ft. per second in conduit pipes also. It may be found by calculation that about $2\frac{1}{4}$ ft. per second is the most economical velocity through pumping mains, but for mains which convey water by gravitation the case is somewhat different, and in these, providing the source is sufficiently high above the point of delivery to give it, the velocity may be 3 ft. per second, or even more, economically, the size of the pipe being reduced accordingly.

It should be observed that it is the ultimate quantity to be conveyed which should be thus regarded. Presently necessary quantities of water are usually much exceeded to meet increased requirements, and this fact, derived from experience, should be duly regarded in determining the sizes of pipes and conduits.

If present velocity be made $1\frac{1}{2}$ ft. per second it allows for a growth of upwards of 30 per cent. in the quantity of water before passing the assumed best velocity, and when the quantity shall have increased 50 per cent. more than the original quantity the velocity will be $2\frac{1}{4}$ ft. per second, which is about the limit of economical working; although twice as much water as may be supplied at first may be driven through the same pipe at a velocity of 3 ft. per second, when sufficient power is exerted to pump the water; but it is to be observed that the expenditure of power increases much more rapidly than in the ratio of the quantities of water pumped through the same pipe; it increases as the cube of the quantity, for, converting the power expended into the height which corresponds with the

pressure applied—that is, into the head of water—that height is proportional to the square of the velocity and therefore to the square of the quantity through any pipe of given diameter, and in respect of the power expended in pumping the water to this head it is as the head and the quantity, or as the cube of the quantity; so that the power expended in pumping water through a pipe at the rate of 3 ft. per second is to that expended with a velocity of 2 ft. per second as 27 to 8, which is a ratio much greater than that between the cost of two pipes which shall deliver the same quantity of water in the same time at the rate of 2 ft. and 3 ft. per second respectively, for the cost of two such pipes would only be in the ratio of about 11 to 8.

From Eytelwein's equation already given, as translated by Dr. Thomas Young, and given in Tredgold's Tracts on Hydraulics, the diameter (d) may be found when the head (h), the length (l), and the velocity (v) are stated; or the head may be found when the other terms are stated; thus,

$$v = \sqrt{\frac{2,500 \ d \ h}{l}}$$

$$v^2 = \frac{2,500 \ d \ h}{l}$$

$$d = \frac{v^2 \ l}{2,500 \ h}$$

$$h = \frac{v^2 \ l}{2,500 \ d}$$

All dimensions being taken in feet, and the time per second.

Or we may find each of these directly from the

quantity of water, for the quantity is the product of the cross sectional area of the pipe multiplied into the velocity, whilst the area is the square of the diameter multiplied into $\cdot 7854$.

If Q represent the quantity of water in cubic feet per second, and if l , h , and d be taken as before,

$$Q = \cdot 7854 d^2 \times 50 \sqrt{\frac{d h}{l}} = 39 \cdot 27 d^2 \sqrt{\frac{d h}{l}}$$

$$= 39 \cdot 27 \sqrt{\frac{d^5 h}{l}}$$

$$d = \sqrt[5]{\left(\frac{Q}{39 \cdot 27}\right)^2 \times \frac{l}{h}}$$

$$h = \left(\frac{Q}{39 \cdot 27}\right)^2 \times \frac{l}{d^5}$$

If the quantity be taken in cubic feet per minute,

$$39 \cdot 27 \times 60 = 2,356, \text{ and}$$

$$d = \sqrt[5]{\left(\frac{Q}{2,356}\right)^2 \times \frac{l}{h}}$$

$$h = \left(\frac{Q}{2,356}\right)^2 \times \frac{l}{d^5}$$

Eytelwein's equation has been adopted in calculating Table No. 5 in Beardmore's Hydraulic Tables.

M. Prony, a French writer on hydraulics, as stated by Mr. Samuel Hughes in his treatise on water-works, derived from the same set of experiments which Eytelwein investigated, fifty-one in number, made by Du Buat, Bossut, and Couplet, the constant $48 \cdot 49$, instead of 50 , as found by Eytelwein.

Perhaps the formula which gives results more nearly

agreeing with observed facts under most ordinary circumstances is Du Buat's.

Du Buat's formula, as given by Dr. John Robison, in his "Mechanical Philosophy," Art. *Waterworks*, is, in English measures,

$$V = \frac{307 (\sqrt{d} - 0.1)}{\sqrt{s} - L\sqrt{s+1.6}} - 0.3 (\sqrt{d} - 0.1)$$

Wherein V = the mean velocity in inches per second.

d = the hydraulic mean depth in inches.

s = the slope or inclination of the surface of the current, and is the length divided by the fall. (Thus a fall of 3 ft. per mile is a slope of 1760.)

L = the hyperbolic logarithm of the quantity to which it is prefixed, and is had by multiplying the common logarithm of that quantity by the number 2.3026.

This formula is also applicable to pipes running full, and is very accurate for both pipes and open channels.

To facilitate its application in practice Dr. Robison has given an extensive table of the logarithms of the values of $307 (\sqrt{d} - 0.1)$, of the values of $0.3 (\sqrt{d} - 0.1)$ and the logarithms of the values of $\sqrt{s} - L\sqrt{s+1.6}$, of which the following tables are abridgements. The range of the hydraulic mean depth is from 1 in. (4 in. pipe) to 3 ft. (large open channel), and, of a slope, from 1 in 240 to 1 in 3,200.

TABLE I.

d	Log. of 307 ($\sqrt{d}-0.1$)	0.3 ($\sqrt{d}-0.1$)	d	Log. of 307 ($\sqrt{d}-0.1$)	0.3 ($\sqrt{d}-0.1$)
1	2.44138	.27	8.5	2.93670	.84
1.2	2.48518	.3	9	2.94954	.87
1.3	2.50426	.31	9.5	2.96167	.89
1.5	2.53885	.34	10	2.97319	.92
1.7	2.56769	.36	11	2.99454	.97
1.8	2.58112	.37	12	3.01401	1.01
2	2.60580	.39	13	3.03189	1.05
2.2	2.62803	.41	14	3.04843	1.09
2.3	2.63839	.42	15	3.06383	1.13
2.5	2.65772	.45	16	3.07820	1.17
2.7	2.67556	.46	17	3.09170	1.21
2.8	2.68395	.47	18	3.10441	1.24
3	2.69989	.49	19	3.11644	1.28
3.2	2.71472	.51	20	3.12783	1.31
3.3	2.72181	.52	21	3.13867	1.34
3.5	2.73531	.53	22	3.14899	1.38
3.7	2.74805	.55	23	3.15885	1.41
3.8	2.75417	.56	24	3.16828	1.44
4	2.76589	.57	25	3.17734	1.47
4.2	2.77704	.59	26	3.18601	1.5
4.3	2.78240	.59	27	3.19438	1.53
4.5	2.79277	.6	28	3.20243	1.56
4.7	2.80269	.62	29	3.21020	1.58
4.8	2.80747	.63	30	3.21770	1.61
5	2.81674	.63	31	3.22495	1.64
5.5	2.83840	.67	32	3.23196	1.67
6	2.85812	.7	33	3.23877	1.69
6.5	2.87622	.73	34	3.24537	1.72
7	2.89296	.76	35	3.25176	1.74
7.5	2.90851	.79	36	3.25799	1.77
8	2.92305	.82	37	3.26404	1.79

TABLE II.

	Log. of $\sqrt{s-L}\sqrt{s+1.6}$	s	Log. of $\sqrt{s-L}\sqrt{s+1.6}$	s	Log. of $\sqrt{s-L}\sqrt{s+1.6}$
240	1.10543	570	1.31597	900	1.42487
250	1.11553	580	1.32015	910	1.42746
260	1.12523	590	1.32426	920	1.43005
270	1.13453	600	1.32830	930	1.43263
280	1.14345	610	1.33226	940	1.43515
290	1.15204	620	1.33614	950	1.43764
300	1.16035	630	1.33997	960	1.44011
310	1.16838	640	1.34373	970	1.44254
320	1.17612	650	1.34743	980	1.44498
330	1.18363	660	1.35108	990	1.44737
340	1.19092	670	1.35468	1000	1.44976
350	1.19803	680	1.35823	1100	1.47223
360	1.20490	690	1.36170	1200	1.49269
370	1.21158	700	1.36513	1300	1.51148
380	1.21806	710	1.36851	1400	1.52885
390	1.22435	720	1.37185	1500	1.54497
400	1.23048	730	1.37513	1600	1.56014
410	1.23647	740	1.37839	1700	1.57416
420	1.24232	750	1.38157	1800	1.58747
430	1.24805	760	1.38471	1900	1.60004
440	1.25360	770	1.38782	2000	1.61195
450	1.25903	780	1.39089	2100	1.62325
460	1.26433	790	1.39391	2200	1.63403
470	1.26951	800	1.39690	2300	1.64432
480	1.27461	810	1.39985	2400	1.65414
490	1.27957	820	1.40277	2500	1.66358
500	1.28445	830	1.40564	2600	1.67261
510	1.28923	840	1.40678	2700	1.68133
520	1.29391	850	1.41128	2800	1.68971
530	1.29851	860	1.41408	2900	1.69780
540	1.30300	870	1.41683	3000	1.70558
550	1.30740	880	1.41953	3100	1.71713
560	1.31172	890	1.42220	3200	1.72042

In the original tables the range of hydraulic mean depths is from $\frac{1}{10}$ inch to 100 inches, and of slopes from 1 in 1 to 1 in 24,000. The extreme numbers, however, seldom if ever occur in practice, and the numbers selected in the foregoing tables will be found to embrace most cases of practice in waterworks.

It will be useful to compare, by example, this formula with that of Eytelwein. It makes the velocity a little less than Eytelwein's rule, and is therefore preferable, as erring, if at all, on the safe side; while it makes some allowance for inequalities in the direction and inclinations of pipes and conduits.

Example.—Required the mean velocity of a stream, the hydraulic mean depth of which (d) is 1 ft., and its inclination (s) 1 in 1,800.

$$\text{By Table 1, Log. of } 307 (\sqrt{d} - 0.1) = 3.01401$$

$$\text{By Table 2, Log. of } \sqrt{s} - L\sqrt{s+1.6} = 1.58747$$

$$\text{There remains} \quad . \quad . \quad \underline{1.42654}$$

$$\text{which is the log. of} \quad . \quad . \quad . \quad 26.70$$

From which take, by Table 1, the

$$\text{value of } 0.3 (\sqrt{d} - 0.1) = . \quad . \quad \underline{1.01}$$

$$\text{There remains} \quad . \quad . \quad \underline{25.69 \text{ inches}}$$

= 2.14 ft. velocity per second.

According to Eytelwein's rule the hydraulic mean depth (h) = 1; the fall in two miles (f) = $\frac{5280 \times 2}{1,800} = 5.87$; and the mean velocity per second (v) = $.9 \sqrt{h f} = .9 \sqrt{1 \times 5.87} = 2.18$ ft.

Example.—Required the mean velocity through a 12 in. pipe, the fall of which is 1 in 530.

The hydraulic mean depth in the case of a circular

pipe is always $\frac{1}{4}$ of the diameter, and is in this case, therefore, 3 in.

By Table 1, Log. of 307 ($\sqrt{d} - 0.1 = 2.69989$)

By Table 2, Log. of $\sqrt{s} - L \sqrt{s+1.6} = 1.29851$

There remains 1.40138,

which is the log. of 25.20

From which take, by Table 1, the

value of 0.3 ($\sqrt{d} - 0.1 = 0.49$)

There remains 24.71 inches

= 2.06 ft. velocity per second.

According to Eytelwein's rule the diameter ($d = 1$; the head ($h = 1$; the length ($l = 530$; and the

mean velocity per second ($v = 50 \sqrt{\frac{d h}{l}}$. Squaring

both sides of the equation, $v^2 = \frac{2,500 d h}{l} = \frac{2,500}{530} =$

4.717, the square root of which is 2.17 ft., the velocity per second.

But if, as Eytelwein directs, we add the correction $50 d$ to the length, then $\frac{2500}{580} = 4.31$, the square root

of which is 2.08 nearly, and this agrees very nearly with the velocity found by Du Buat's formula.

The following are the parts of the Act relating to water-works to which we point attention. Under sec. 54, a local authority has the same powers for laying water-pipes as for laying sewers, which we have already described, both within the district and beyond it.

By sec. 61, any local authority may supply water to the local authority of an adjoining district, and this is of much importance, for in some rural sanitary districts

it is very difficult to find water of suitable quality and sufficient in quantity, while in an adjoining district there may be an abundance of good water more than the sanitary authority of that district require for their own population, present and prospective.

Some people think that the water procurable within any watershed area should be reserved for the use of the population of that area alone, but that must be allowed to be a view too strict for the occasion.

Section 62 is to the effect that where any house is without a proper supply of water the local authority shall give notice to the owner to obtain a proper supply, the occupier paying the water rate authorised by the local Act, if any, or where there is not any local Act in force, then at a cost not exceeding twopence a week; but the Local Government Board may order the rate to be more than twopence a week, *if the local authority apply to them*, and show that it is not sufficient in any particular case.

This question is one of practical difficulty for every local authority where water works are not established. Take, for instance, a village or small town where one-half or two-thirds of the houses have wells upon the premises which furnish a supply of water to those houses of an indifferently good quality for drinking and culinary purposes, and the rain-water tanks of those houses (after an expenditure similar to that before stated) furnish a certain quantity of water for washing and bathing purposes. Further, suppose these houses to have been built by or to be occupied by the pecuniously better sort of the people in those parts of the town or village where water could be had by sink-

ing these wells. Now the local authority have to meet this difficulty ; they find the other half or third part of the houses upon ground which yields not even indifferently good water, but water which (if any at all be found by sinking a shallow well, such as could be paid for by a rate of twopence a week) is not fit to drink. How shall the local authority proceed ? If they order that any given house be furnished with a proper supply of water, the owner will do his best to meet the order by sinking a well. If the water happen to be good, so ; but if not, the local authority will have stultified their own position, and will have ordered to be done to-day what they must order to be undone to-morrow, for if the water is not good they must put in force the 70th section of the Act.

I have thought it well to give this view of the case, because the difficulty often arises and has caused disputes in local councils as to the interpretation of the 62nd section, but it is evident that that section does not apply to such a case, but that it contemplates that a general water supply is at the command of the local authority, and that any house may be ordered to be supplied from that general source if the charge will not exceed twopence a week, &c.

Even if good water could be procured from a shallow well sunk on the premises of the house to be supplied, the cost would in general be more than twopence a week would cover.

Any usual water rate is one which covers all costs and charges of making and maintaining the works, and the current expenses of the supply ; and the twopence a week, or 8s. 8d. per annum, must be considered as like-

wise covering all such costs, charges, and expenses of the supply; and a fair rate of interest on the outlay would be $6\frac{1}{2}$ per cent., to cover the interest and charges upon the money expended. The money to be expended, therefore, must not exceed about £6 13s., or say £7, in order that twopence a week may be an adequate charge for the water supply. A well would in most cases cost more than that.

The Public Health (Water) Act, 1878, enacts that it is the duty of every rural sanitary authority to see that every occupied dwelling-house has, within a reasonable distance, an available supply of wholesome water, and that where a house has not such a supply, and if it can be procured for a sum the interest on which, at the rate of 5 per cent. per annum, would not amount to more than 2d. per week, the sanitary authority may call upon the owner of the house to provide the supply.

The sum of 8s. 8d. a year, or 2d. per week, would be 5 per cent. interest on the sum of £8 13s. 4d. If the supply cannot be procured for this, but may for a sum which 3d. a week would pay 5 per cent. interest upon, that is £13, the sanitary authority may still call upon the owner to procure the supply, but they must first have the sanction of the Local Government Board, who will determine whether it is reasonable or not. If the owner of the house fail to comply with the requirement of the sanitary authority they may do the work themselves—after one month's grace beyond the six months' notice which they must give in the first instance—and charge three-fourths of the cost upon the owner and one-fourth upon the occupier; not, however, to be paid in one sum in either case, but in such

instalments as the sanitary authority may direct. These are called private improvement expenses, and are, in the first instance, paid by the occupier, who deducts three-fourths of the amount of each instalment from the rent next becoming due.

If there are two or more houses requiring a supply of water in the same way, that is, if the owners fail to comply with the notice given to them to do the work within the time specified, the sanitary authority may make one work to supply the two or more houses, if the expenses will be no greater, and may apportion the repayment of the expenses as they deem just. But these provisions of the Act of 1878 do not relieve the authority from the duty imposed upon them by the general Act of 1875, of providing their district with a supply of water where danger arises to the health of the inhabitants from the insufficiency or unwholesomeness of the existing supply, and a general scheme of supply is required, and such supply can be got at a reasonable cost; and if an owner of a house, having been required to procure a supply as above mentioned, objects on the ground that the authority ought themselves to provide a supply of water, or render the existing supply wholesome, or that the whole or part of the expense of providing the supply ought to be a general charge, he may state his objection to the authority, whereupon they are not to proceed with the execution of the works without the sanction of the Local Government Board, who may, if they think it equitable so to do, apportion the expense of providing the supply between the owner of the house and the sanitary authority. This Act came into force on the 25th

March, 1879, and any house built or rebuilt since that date cannot be lawfully occupied, nor can the owner lawfully permit it to be occupied, unless the sanitary authority has certified that there is provided within a reasonable distance a supply of wholesome water available by the occupier. Any owner who occupies a house or causes or permits it to be occupied without such available supply of water, is liable to a penalty. This Act lays upon every rural sanitary authority the duty of ascertaining the condition of the water supply within their district. Water in a well on the premises of a house, or a public well within a reasonable distance, may not perhaps strictly be a "supply," but we understand it to be included in that term. Any person authorised by the authority may, if he has reasonable ground for believing that a house is without a proper supply of water, enter upon the premises and ascertain whether that is so or not, and whether the supply, if any, is within a reasonable distance. Where a rural sanitary authority have provided a stand-pipe or stand-pipes for the supply of water, they may recover water-rates or water-rents from the owner or occupier of every dwelling house within 200 feet of a stand-pipe, in the same manner in all respects as if the supply had been given on the premises; but if, amongst the number, there be any house which already has a proper supply, no water-rate or water-rent is to be charged upon it unless and until the water of the stand-pipe is used by the inmates of the house.

In the previous year, that is in 1877, an Act was passed with the long title "The Limited Owners Reservoirs and Water Supply Further Facilities Act,"

the object of which is to facilitate the procuring of a supply of water from lands belonging to owners who may be willing to let the water they possess be used for domestic and other purposes by sanitary authorities and others, but whose means and term of interest in the estate may be limited so as to prevent them doing so without some legislative facilities such as this Act provides. The basis of the Act is that in many places it would greatly conduce to the affording of a plentiful supply of pure water to the inhabitants of villages and towns, and to the industrial requirements of the locality, if facilities were given to landowners of limited interests to charge their estates with sums expended by them in constructing reservoirs and other works for the supply of water, provided they be of such a character as permanently to increase the value of the estates, so that the work may be deemed an improvement within the meaning of the 9th section of The Improvement of Land Act, 1864. A landowner charging his estate with the cost of the construction of reservoirs or other works may enter into an agreement for the supply of water to any sanitary authority, for the time during which the cost of the improvement is made a charge upon the estate, and means are provided whereby advances may be made for the purpose of executing such works of water supply.

By the "Water Companies (Regulation of Powers) Act" of 1887, it is provided that, in any case where the owner *and not the occupier* is liable to the payment of the water-rate in respect of any dwelling-house or a part thereof occupied as a separate tenement, no water company shall cut off the water supply for non-payment

of the water-rate; but such rate, with interest at £5 per cent. per annum, shall be a first charge on the dwelling-house, and may be recovered, with costs, from either the owner or the occupier in the same manner as water-rates may be recovered. Proceedings are not to be taken against an occupier until notice shall have been given to him to pay the amount due for water-rate out of the rent due or to become due from him.

In the event of the water-supply to a dwelling-house being cut off in contravention of the Act, the company cutting off the same will be liable to a penalty not exceeding £5 for each day during which the water shall remain cut off, which penalty is to be recoverable summarily by, and paid to, the person aggrieved.

APPENDIX.

PUBLIC HEALTH ACTS AMENDMENT ACT, 1890.

(53 & 54 VICT. c. 59.)

PART III.—SANITARY AND OTHER PROVISIONS.

16.—(1.) It shall not be lawful for any person to throw, or suffer to be thrown, or to pass into any sewer of a local authority or any drain communicating therewith, any matter or substance by which the free flow of the sewage or surface or storm water may be interfered with, or by which any such sewer or drain may be injured.

Injurious matters not to pass into sewers.

(2.) Every person offending against this enactment shall be liable to a penalty not exceeding ten pounds, and to a daily penalty not exceeding twenty shillings.

17.—(1.) Every person who turns or permits to enter into any sewer of a local authority or any drain communicating therewith—

Chemical refuse, steam, &c., not to be turned into sewers.

(a.) Any chemical refuse, or

(b.) Any waste steam, condensing water, heated water, or other liquid (such water or other liquid being of a higher temperature than one hundred and ten degrees Fahrenheit),

which, either alone or in combination with the sewage, causes a nuisance or is dangerous or injurious to health, shall be liable to a penalty not exceeding ten pounds, and to a daily penalty not exceeding five pounds.

(2.) The local authority, by any of their officers either generally or specially authorised in that behalf in writing, may enter any premises for the purpose of examining whether the provisions of this section are being contravened, and if such entry be refused, any justice, on complaint on oath by such officer, made after reasonable notice in writing of such intended complaint has been given to the person having custody of the premises, may by order under his hand require such person to admit the officer into the premises, and if it be found that any offence under this section has been or is being committed in respect of the premises, the order shall continue in force until the offence shall have ceased or the work necessary to prevent the recurrence thereof shall have been executed.

(3.) A person shall not be liable to a penalty for an offence against this section until the local authority have given him notice of the provisions of this section, nor for an offence committed before the expiration of seven days from the service of such notice, provided that the local authority shall not be required to give the same person notice more than once.

Provision
as to local
authority
making com-
munications
with or alter-
ing, &c.,
drains and
sewers.

18.—(1.) Where the owner or occupier of any premises is entitled to cause any sewer or drain from those premises to communicate with any sewer of the local authority, the local authority shall, if requested to do so by such owner or occupier, and upon the cost thereof being paid in advance to the local authority, themselves make the communication and execute

all works necessary for that purpose.

(2.) The cost of making such communication (including all costs incidental thereto) shall be estimated by the surveyor of the local authority, but in case the owner or occupier of the premises, as the case may be, is dissatisfied with such estimate, he may, if the estimate is under fifty pounds, apply to a court of summary jurisdiction to fix the amount to be paid for such cost, and if the estimate is over fifty pounds, have the same determined by arbitration in manner provided by the Public Health Acts.

(3.) A local authority may agree with the owner of any premises that any sewer or drain which such owner is required, or desires, to make, alter, or enlarge, or any part of such sewer

or drain, shall be made, altered, or enlarged by the local authority.

19.—(1.) Where two or more houses belonging to different owners are connected with a public sewer by a single private drain, an application may be made under section forty-one of the Public Health Act, 1875 (relating to complaints as to nuisances from drains), and the local authority may recover any expenses incurred by them in executing any works under the powers conferred on them by that section from the owners of the houses in such shares and proportions as shall be settled by their surveyor or (in case of dispute) by a court of summary jurisdiction.

Extension of
38 & 39 Vict.
c. 55, s. 41.

(2.) Such expenses may be recovered summarily or may be declared by the urban authority to be private improvement expenses under the Public Health Acts, and may be recovered accordingly.

(3.) For the purposes of this section the expression "drain" includes a drain used for the drainage of more than one building.

20.—(1.) Where an urban authority provide and maintain for public accommodation any sanitary conveniences, such authority may—

Sanitary
conve-
niences for
public
accommo-
dation.

(i.) Make regulations with respect to the management thereof and make byelaws as to the decent conduct of persons using the same ;

(ii.) Let the same from time to time for any term not exceeding three years at such rent and subject to such conditions as they may think fit ;

(iii.) Charge such fees for the use of any waterclosets provided by them as they may think proper.

(2.) No public sanitary convenience shall, after the adoption of this part of this Act, be erected in or accessible from any street without the consent in writing of the urban authority, who may give such consent upon such terms as to the use thereof or the removal thereof at any time, if required by the urban authority, as they may think fit.

(3.) Any person who erects a sanitary convenience in contravention of this enactment, and after a notice in writing to that

effect from the urban authority does not remove the same, shall be liable to a penalty not exceeding five pounds, and to a daily penalty not exceeding twenty shillings.

(4.) Nothing in this section shall extend to any sanitary convenience now or hereafter to be erected by any railway company within their railway station yard or the approaches thereto.

Sanitary conveniences used in common. 21. With respect to any sanitary convenience used in common by the occupiers of two or more separate dwelling-houses, or by other persons, the following provisions shall have effect:—

(1) If any person injures or improperly fouls any such sanitary convenience, or anything used in connexion therewith, he shall for every such offence be liable to a penalty not exceeding ten shillings:

(2.) If any sanitary convenience or the approaches thereto, or the walls, floors, seats, or fittings thereof is or are in the opinion of the urban authority or of the inspector of nuisances or medical officer of health of such authority in such a state or condition as to be a nuisance or annoyance to any inhabitant of the district for want of the proper cleansing thereof, such of the persons having the use thereof in common as aforesaid as may be in default, or in the absence of proof satisfactory to the court as to which of the persons having the use thereof in common is in default, each of those persons shall be liable to a penalty not exceeding ten shillings, and to a daily penalty not exceeding five shillings.

Sanitary conveniences for manufacturing, &c. 22.—(1.) Every building, used as a workshop or manufactory, or where persons are employed or intended to be employed in any trade or business, whether erected before or after the adoption of this part of this Act in any district, shall be provided with sufficient and suitable accommodation in the way of sanitary conveniences, having regard to the number of persons employed in or in attendance at such building, and also where persons of both sexes are employed, or intended to be employed, or in attendance, with proper separate accommodation for persons of each sex.

(2.) Where it appears to an urban authority on the report of their surveyor that the provisions of this section are not complied

with in the case of any building, the urban authority may, if they think fit, by written notice, require the owner or occupier of any such building to make such alterations and additions therein as may be required to give such sufficient, suitable, and proper accommodation as aforesaid.

(3.) Any person who neglects or refuses to comply with any such notice shall be liable for each default to a penalty not exceeding twenty pounds, and to a daily penalty not exceeding forty shillings.

(4.) Where this section is in force, section thirty-eight of the Public Health Act, 1875, shall be repealed.

23.—(1.) Section one hundred and fifty-seven of the Public Health Act, 1875, shall be extended so as to empower every urban authority to make byelaws with respect to the following matters ; that is to say :—

Extension of
38 & 39 Vict.
c. 55, s. 157.

The keeping waterclosets supplied with sufficient water for flushing ;

The structure of floors, hearths, and staircases, and the height of rooms intended to be used for human habitation ;

The paving of yards and open spaces in connexion with dwelling-houses ; and

The provision in connexion with the laying out of new streets of secondary means of access where necessary for the purpose of the removal of house refuse and other matters.

(2.) Any byelaws under that section as above extended with regard to the drainage of buildings, and to waterclosets, earth-closets, privies, ash-pits, and cesspools, in connexion with buildings, and the keeping waterclosets supplied with sufficient water for flushing, may be made so as to affect buildings erected before the times mentioned in the said section.

(3.) The provisions of the said section (as amended by this Act), so far as they relate to byelaws with respect to the structure of walls and foundations of new buildings for the purposes of health, and with respect to the matters mentioned in sub-sections (3) and (4) of the said section, and with respect to the structure of floors, the height of rooms to be used for human habitation, and to the keeping of waterclosets supplied with sufficient water for flushing, shall be extended so as to empower rural authorities to make byelaws in respect to the said matters, and to provide for the

observance of such byelaws, and to enforce the same as if such powers were conferred on the rural authorities by virtue of an order of the Local Government Board made on the day when this part of this Act is adopted: and section one hundred and fifty-eight of the Public Health Act, 1875, shall also apply to any such authority, and shall be in force in every rural district where this part of this Act is adopted.

(4.) Every local authority may make byelaws to prevent buildings which have been erected in accordance with byelaws made under the Public Health Acts from being altered in such a way that if at first so constructed they would have contravened the byelaws.

Rooms over privies, &c., not to be used as dwelling or sleeping rooms. 24.—(1.) Where any portion of a room extends immediately over any privy (not being a watercloset or earth-closet), or immediately over any cesspool, midden, or ashpit, that room, whether built before or after the adoption of this part of this Act, shall not be occupied as a dwelling place, sleeping place, or work-room, or place of habitual employment of any person in any manufacture, trade, or business during any portion of the day or night.

(2.) Any person who after the expiration of one month after the adoption of this part of this Act, and after notice from the local authority of not less than seven days, so occupies, and any person who suffers to be so occupied, any such room, shall be liable to a penalty not exceeding forty shillings, and to a daily penalty not exceeding ten shillings.

Penalty for erecting buildings on ground filled up with offensive matter. 25.—(1.) It shall not be lawful to erect a new building on any ground which has been filled up with any matter impregnated with fæcal, animal, or vegetable matter, or upon which any such matter has been deposited, unless and until such matter shall have been properly removed by excavation or otherwise, or shall have been rendered or have become innocuous.

(2.) Every person who does or causes, or wilfully permits to be done, any act in contravention of this section shall for every such offence be liable to a penalty not exceeding five pounds, and a daily penalty not exceeding forty shillings.

- 26.—(1.) An urban authority may make byelaws in respect of the following matters, namely :—
- Power to make byelaws for certain sanitary purposes.
- (a.) For prescribing the times for the removal or carriage through the streets of any fæcal or offensive or noxious matter or liquid, whether such matter or liquid shall be in course of removal or carriage from within or without or through their district :
- (b.) For providing that the vessel, receptacle, cart, or carriage used therefor shall be properly constructed and covered so as to prevent the escape of any such matter or liquid :
- (c.) For compelling the cleansing of any place whereon such matter or liquid shall have been dropped or spilt in such removal or carriage.
- (2.) Where a local authority themselves undertake or contract for the removal of house refuse they may make byelaws imposing on the occupier of any premises duties in connexion with such removal so as to facilitate the work which the local authority undertake or contract for.

27.—(1.) Where any court, or where any passage leading to the back of several buildings in separate occupations, and not being a highway repairable by the inhabitants at large, is not regularly and effectually swept and kept clean and free from rubbish or other accumulation to the satisfaction of the urban authority, the urban authority may, if they think fit, cause to be swept and cleaned such court or passage.

Provision for keeping common courts and passages clean.

(2.) The expenses thereby incurred shall be apportioned between the occupiers of the buildings situated in the court or to the back of which the passage leads in such shares as may be determined by the surveyor of the urban authority, or (in case of dispute) by a court of summary jurisdiction, and in default of payment any share so apportioned may be recovered summarily from the occupier on whom it is apportioned.

28.—(1.) Sections one hundred and sixteen to one hundred and nineteen of the Public Health Act, 1875 (relating to unsound meat), shall extend and apply to all articles intended for the food of man, sold or exposed for sale, or deposited in any place for the purpose of

Extension of 38 & 39 Vict. c. 55, ss. 116—119.

sale, or of preparation for sale within the district of any local authority.

(2.) A justice may condemn any such article, and order it to be destroyed or disposed of, as mentioned in section one hundred and seventeen of the Public Health Act, 1875, if satisfied on complaint being made to him that such article is diseased, unsound, unwholesome, or unfit for the food of man, although the same has not been seized as mentioned in section one hundred and sixteen of the said Act.

Duration of
licences.

29. Licences granted after the adoption of this part of this Act for the use and occupation of places as slaughter-houses shall be in force for such time or times only, not being less than twelve months, as the urban authority shall think fit to specify in such licences.

Notice of
change of
occupation
of slaughter-
house.

30.—(1.) Upon any change of occupation of any building within an urban sanitary district registered or licensed for use and used as a slaughter-house, the person thereupon becoming the occupier or joint occupier shall give notice in writing of the change of occupation to the inspector of nuisances.

(2.) A person who fails or neglects to give such notice within one month after the change of occupation occurs shall be liable to a penalty not exceeding five pounds.

(3.) Notice of this enactment shall be endorsed on all licences granted after the adoption of this part of this Act.

Revocation
of licence on
conviction
for sale of
meat unfit
for food.

31. If the occupier of any building licensed as aforesaid to be used as a slaughter-house for the killing of animals intended as human food is convicted by a court of summary jurisdiction of selling or exposing for sale, or for having in his possession, or on his premises, the carcase of any animal, or any piece of meat or flesh diseased or unsound, or unwholesome or unfit for the use of man as food, the court may revoke the licence.

Extension of
38 & 39 Vict.
c. 55, s. 84.

32. Any keeper of a common lodging-house who fails to give the notice required by section eighty-four of the Public Health Act, 1875, shall be liable to a

penalty not exceeding forty shillings, and to a daily penalty not exceeding five shillings.

33.—(1.) Where the plan of a building has been, either before or after the adoption of this part of this Act in any district, deposited with a local authority in pursuance of any Act of Parliament or byelaw, and that building is described therein otherwise than as a dwelling-house, any person who wilfully uses or knowingly permits to be used such building or any part thereof for the purposes of habitation by any person other than the person placed therein to take care thereof, and the family of such person, shall be guilty of an offence under this section, and shall be liable to a penalty not exceeding five pounds, and to a daily penalty not exceeding forty shillings.

Buildings described in deposited plans otherwise than as dwelling-houses not to be used as such.

(2.) Provided that if such building has in the rear thereof and adjoining and exclusively belonging thereto such an open space as is required by any Act of Parliament or byelaw for the time being in force with respect to buildings intended to be used as dwelling-houses, and if such part of the building as is intended to be used as a dwelling-house has undergone such structural alterations, if any, as are necessary in the opinion of the local authority to render it fit for that purpose, the owner may use the same as a dwelling-house.

34.—(1.) Every person intending to build or take down any building, or to alter or repair the outward part of any building in any street or court, shall—

Hoards to be set up during progress of buildings, &c.

(a.) before beginning the same, unless the urban authority otherwise consent in writing, cause close-boarded hoards or fences to the satisfaction of the urban authority to be put up in order to separate the building from the street or court ;

(b.) if the urban authority so require, make a convenient covered platform and handrail to serve as a footway for passengers outside of such hoard or fence ;

(c.) continue such hoard or fence with such platform and handrail as aforesaid standing and in good condition to the satisfaction of the urban authority during such time as they may require ;

(d.) if required by the urban authority, cause the same to be sufficiently lighted during the night ;

(e.) remove the same when required by the urban authority.

(2.) Every person who fails to comply with any of the provisions of this section shall be liable to a penalty not exceeding five pounds and to a daily penalty not exceeding forty shillings.

(3.) Where this part of this Act is adopted the ^{10 & 11 Vict.} ^{c. 34.} eightieth section of the Towns Improvement Clauses Act, 1847, shall be repealed, and this section shall be deemed to be substituted therefor.

As to repair of cellars under streets.

35.—(1.) All vaults, arches, and cellars under any street, and all openings into such vaults, arches, or cellars in the surface of any street, and all cellar-heads, gratings, lights, and coal holes in the surface of any street, and all landings, flags, or stones of the path or street supporting the same respectively, shall be kept in good condition and repair by the owners or occupiers of the same, or of the houses or buildings to which the same respectively belong.

(2.) Where any default is made in complying with the provisions of this section, the urban authority may, after twenty-four hours' notice in that behalf, cause any thing in respect of which such default is made to be repaired or put into good condition, and the expenses of so doing shall be paid to the urban authority by such owner or occupier respectively, or in default may be recovered in a summary manner.

Means of ingress to and egress from places of public resort.

36.—(1.) Every building which, after the adoption of this part of this Act in any urban district, is used as a place of public resort, shall, to the satisfaction of the urban authority, be substantially constructed and supplied with ample, safe, and convenient means of ingress and egress for the use of the public, regard being had to the purposes for which such building is intended to be used, and to the number of persons likely to be assembled at any one time therein.

(2.) The means of ingress and egress shall during the whole time that such building is used as a place of public resort be kept free and unobstructed to such extent as the urban authority shall require.

(3.) An officer authorised in writing by the urban authority, and producing his authority if so required, may at all reasonable times enter any such building to see that the provisions of this section are carried into effect.

(4.) Any person who being the occupier or manager, or in the case of a building let for any period less than one year the owner of any building used as aforesaid, uses the same or suffers the same to be used in contravention of this section, or fails to comply with the provisions of this section in respect thereof, shall for every such offence be liable to a penalty not exceeding twenty pounds.

(5.) Where any alteration in the building is required in order to give proper means of ingress or egress, the court may refuse to inflict a penalty for an offence under this section until a reasonable time has been allowed for making such alteration, but the court may make such order as they think fit for the closing, or otherwise, of the building during such time.

(6.) For the purposes of this section the expression "place of public resort" means a building used or constructed or adapted to be used either ordinarily or occasionally as a church, chapel, or other place of public worship (not being merely a dwelling-house so used), or as a theatre, public hall, public concert-room, public ball-room, public lecture-room, or public exhibition room, or as a public place of assembly for persons admitted thereto by tickets or by payment, or used, or constructed, or adapted to be used, either ordinarily or occasionally for any other public purpose, but shall not include a private dwelling-house used occasionally or exceptionally for any of those purposes.

Provided that this section shall not extend to any building used as a church or chapel or other place of public worship before or at the time of the adoption of this part of this Act.

37.—(1.) Whenever large numbers of persons are likely to assemble on the occasion of any show, entertainment, public procession, open-air meeting, or other like occasion, every roof of a building, and every platform, balcony, or other structure or part thereof let or used or intended to be let or used for the purpose of affording sitting or standing accommodation for a number of

Safety of
platforms,
&c., erected
or used on
public
occasions.

persons, shall be safely constructed or secured to the satisfaction of the surveyor of the urban authority.

(2.) Any person who uses or allows to be used in contravention of this section, any roof of a building, platform, balcony, or structure not so safely constructed or secured, or who neglects to comply with the provisions of this section in respect thereof, shall be liable to a penalty not exceeding fifty pounds.

Byelaws for prevention of danger from whirligigs, shooting galleries, &c.

38. An urban authority may make byelaws for the prevention of danger from whirligigs and swings when such whirligigs and swings are driven by steam power, and from the use of firearms in shooting ranges and galleries.

Refuges, &c., in streets.

39. An urban authority may from time to time place, maintain, alter, and remove in any street, being a highway repairable by the inhabitants at large, such raised paving or places of refuge, with such pillars, rails, or other fences, either permanent or temporary, as they may think fit, for the purpose of protecting passengers and traffic, either along the street or on the footways, from injury, danger, or annoyance, or for the purpose of making the crossing of any street less dangerous to passengers.

Cabmen's shelters.

40.—(1.) An urban authority may from time to time provide, maintain, and remove in or near any street in their district suitable erections for the use, convenience, and shelter of drivers of hackney carriages, and such other persons as the urban authority may permit to use the same.

(2.) The urban authority may from time to time make regulations for prescribing the terms and conditions and the fees (if any) to be charged for the use of such places of shelter, and may make byelaws for regulating the conduct of persons using the same.

Adoption of private streets.

41. Where this part of this Act is adopted, section one hundred and fifty-two of the Public Health Act, 1875, shall be repealed, and the following provisions shall be substituted in lieu thereof :—

(1.) Whenever all or any of the works mentioned in section one hundred and fifty of the Public Health Act, 1875,

have been executed in a street or part of a street under that section by an urban authority, and the urban authority are of opinion that such street or part of a street ought to become a highway repairable by the inhabitants at large, they may by notice to be fixed up in such street or part of a street declare the whole of such street or part of a street to be a highway repairable by the inhabitants at large, and thereupon such street or part of a street as defined in the notice shall become a highway repairable by the inhabitants at large.

- (2.) Provided that no such street shall become a highway so repairable if within one month after such notice has been put up the owner or the majority in number or value of owners of such street by notice in writing to the urban authority object thereto, and in ascertaining such majority joint owners shall be reckoned as one owner.

42. Any urban authority may from time to time authorise the erection in any street or public place within their district of any statue or monument, and may maintain the same, and any statue or monument erected within their district before the adoption of this part of this Act, and may remove any statue or monument the erection of which has been authorised by them.

Statues
and monu-
ments.

43. Any urban authority may, if they see fit, cause trees to be planted in any highway repairable by the inhabitants at large within their district, and may erect guards or fences for the protection of the same, provided that this power shall not be exercised nor shall any trees so planted be continued so as to hinder the reasonable use of the highway by the public or any person entitled to use the same, or so as to become a nuisance or injurious to any adjacent owner or occupier.

Trees in
roads.

44.—(1.) An urban authority may on such days as they think fit (not exceeding twelve days in any one year, nor four consecutive days on any one occasion) close to the public any park or pleasure ground provided by them or any part thereof, and may grant the use of the same.

Parks and
pleasure
grounds.

either gratuitously or for payment, to any public charity or institution, or for any agricultural, horticultural, or other show, or any other public purpose, or may use the same for any such show or purpose; and the admission to the said park or pleasure ground, or such part thereof, on the days when the same shall be so closed to the public may be either with or without payment, as directed by the urban authority, or, with the consent of the urban authority, by the society or persons to whom the use of the park or pleasure ground, or such part thereof, may be granted: Provided that no such park or pleasure ground shall be closed on any Sunday or public holiday.

(2.) An urban authority may either themselves provide and let for hire, or may license any person to let for hire, any pleasure boats on any lake or piece of water in any such park or pleasure ground, and may make byelaws for regulating the numbering and naming of such boats, the number of persons to be carried therein, the boathouses and mooring places for the same, and for fixing rates of hire and the qualifications of boatmen, and for securing their good and orderly conduct while in charge of any boat.

Extension of 38 & 39 Vict. c. 55, s. 164. 45. The powers of an urban authority under section one hundred and sixty-four of the Public Health Act, 1875, to contribute to the support of public walks or pleasure grounds, shall include a power to contribute towards the cost of the laying out, planting, or improvement of any lands provided by any person which have been permanently set apart as public walks or pleasure grounds, and which, whether in the district of the urban authority or not, are so situated as to be conveniently used by the inhabitants of the district, and shall also include a power to contribute towards the purchase by any person of lands so situate and to be set apart as aforesaid.

Extension of 38 & 39 Vict. c. 55, s. 165. 46. Section one hundred and sixty-five of the Public Health Act, 1875, shall be extended so as to enable any urban authority to pay the reasonable costs of the repairing, maintaining, winding up, and lighting any public clock within their district although the same be not vested in them.

47.—(1.) It shall not be lawful for any person to throw or place or suffer to be thrown or placed into or in any river, stream, or watercourse within any district in which this part of this Act is adopted, any cinders, ashes, bricks, stone, rubbish, dust, filth, or other matter which is likely to cause annoyance.

Restriction on throwing cinders, &c., into streams.

(2.) Every person offending against this enactment shall be liable to a penalty not exceeding forty shillings for every such offence.

48. So much of section three hundred and six of the Public Health Act, 1875, as imposes penalties on persons who destroy, pull down, injure, or deface any board on which any byelaw, notice, or other matter is inscribed, shall apply to persons who destroy, pull down, injure, or deface any advertisement, placard, bill, or notice put up by or under the direction of a local authority.

Extension of 38 & 39 Vict. c. 55, s. 306.

49. The Local Government Board may by order on the application of any rural authority declare any expenses incurred by such authority to be special expenses within the meaning of sections two hundred and twenty-nine and two hundred and thirty of the Public Health Act, 1875.

Power to determine expenses of rural authorities to be special expenses.

50. The following provisions of this part of this Act shall be applicable in rural sanitary districts, namely,—

Application of part of Act in rural districts.

Section sixteen, relating to injurious matter being passed into sewers.

Section seventeen, relating to the turning of chemical refuse, steam, &c. into sewers.

Section eighteen, relating to local authorities making communication with drains, &c.

Section nineteen, relating to the extension of section forty-one of the Public Health Act, 1875.

Section twenty-one, relating to sanitary conveniences used in common.

So much of section twenty-three, relating to the extension of section one hundred and fifty-seven of the Public Health Act, 1875, as applies to rural authorities.

Section twenty-five, relating to the penalty for erecting buildings on ground filled up with offensive matter.

Sub-section (2) of section twenty-six, relating to the power to make byelaws for certain sanitary purposes.

Section twenty-eight, relating to the extension of sections one hundred and sixteen to one hundred and nineteen inclusive of the Public Health Act, 1875.

Section thirty-two, relating to the extension of section eighty-four of the Public Health Act, 1875.

Section thirty-three, relating to the use of buildings described in deposited plans otherwise than dwelling-houses.

Section forty-seven, relating to the restriction on throwing cinders, &c. into streams.

Section forty-eight, relating to the extension of section three hundred and six of the Public Health Act, 1875.

Section forty-nine, relating to the powers of the Local Government Board to determine expenses of rural authorities to be special expenses.

GLOSSARY.

Asphalte.—There is found in Val de Travers and other parts a limestone which contains asphaltum or native bitumen, and this, reduced to powder and otherwise treated, is the true asphalte. That which is described in the book may be called home-made asphalte.

Boulders.—Detached pieces of the older rocks, rounded, as we find them and the smaller pebbles on the sea shore. They are mostly very hard, and make good road material; those, at least, which appear to have been derived from the trap-rocks.

Concrete.—Broken stone, or gravel, and clean sand, mixed with any cementing substance, as lime or Portland cement. It is necessary that the material to be cemented together be free from dirt, for the strength of the concrete depends upon the cohesion of the materials, and unless the surfaces of each separate piece of material be clean, the cementing substance will not adhere strongly to them. For various purposes various quantities of cementing substance are required to be mixed with given quantities of material, but for any purpose referred to in this book one part of cement or of hydraulic lime to four parts of broken stone and one part of sand is sufficient, if well mixed. Concrete should never be mixed on the bare ground, but upon a platform. The material being spread out, and the due proportion of lime or cement spread out upon it, water is to be sprinkled over them from the rose-head of a watering-can, and the whole is then to be turned over and returned, again and again, so as to coat every separate piece of material with the cementing substance, and the concrete is then to be deposited in place and trimmed level. That is all that is necessary when the concrete has been well mixed. Wheeling it up a stage for the purpose of letting it fall from a height in order

to consolidate it is useless labour ; so is ramming, unless it be done at the moment which occurs between the adherence of the cement and its setting ; at any other time than this, ramming does more harm than good ; it displaces the cement.

Cement.—Two kinds of cement are in common use,—Roman and Portland. Roman cement is made from the nodular stones found in clay at several places, as at the isle of Sheppy and at Harwich. It sets quickly. Portland cement is made from a mixture of chalk and clay, and when these are properly proportioned the cement sets under water as well as in the open air. If sand be mixed with cement at all it should be clean and sharp to the touch, but even with such sand the strength of the cement is reduced below that of neat cement, in about the same ratio as the quantities of cement and sand bear to each other ; thus, with one of sand to one of cement, the strength ultimately becomes about two-thirds of that of neat cement. With 2 of sand to 1 of cement, about $\frac{1}{2}$; with 3 of sand to 1 of cement, about $\frac{1}{3}$; with 4 of sand to 1 of cement, about $\frac{1}{4}$ of the strength of neat cement. But the greater the proportion of sand the longer time is required for setting ; with neat cement nearly the full ultimate strength is attained in about a month ; with 2 of sand to 1 of cement, in about three months ; while with a greater proportion of sand the setting goes on still more slowly. So that, for the work herein referred to, Portland cement should be used neat.

Coal-tar.—This is procurable at any gas-works. Owing to their remoteness from the chemical manufactories which distil and otherwise use coal-tar, or from other causes, coal-tar is to be bought very cheap at many gas-works ; say at 2d. or 3d. per gallon. It is one of the waste products of the manufacture of gas, which must be got rid of ; but it has a value for the purposes mentioned in this book which is not to be measured by the necessities of demand and supply merely.

Concentrator.—Made in glazed earthenware, but may be made in iron, cast, and enamelled internally ; it may also be made in lead, either cast or milled, but a smoother surface is preferable. When the water and soil are discharged into the vertical soil pipe, the concentrator guides them down the centre of the pipe, and the sides are preserved from contact therewith, and therefore also the air which passes along the soil pipe.

Hydraulic lime.—The best hydraulic lime is made from the blue lias beds of stone; these extend in a north-easterly direction from Lyme Regis, in Dorsetshire, by Bath, Gloucester, Leicester, Newark, and Gainsborough, to the Humber, and thence to the east coast of Yorkshire at Whitby. Hydraulic lime is found also at Aberthaw in Glamorganshire, and at Halkin, in Flintshire. It sets under water as well as Portland cement. It is called a poor lime in contradistinction to others which are called rich or fat limes, as those which are made from chalkstone and the mountain limestone, which, although good for dry work, and for land, will not set under water. Its colour is a brownish yellow. It requires a much longer time to slake properly with water, and when slaked it swells but little in comparison with the fat limes. Instead of being slaked in lumps this kind of lime is ground into powder in revolving pans under heavy rollers, and used in the manner of cement. A part of the Wenlock Limestone is strongly hydraulic. It has very much the appearance of the blue lias, and burns of nearly the same colour,—rather darker. Neither this nor the blue lias will carry much sand.

Metalling.—As applied to roads, is the top coating of stone, or the road proper, and resists the wear and tear of horses' feet, being laid upon a bed of stone which is called the foundation of the road. The metalling of roads should be of such material as resists the wear of traffic, such as Whinstone, Rowley rag, and Clee Hill Dhu stone; this latter being one of the best kinds of stone in England for the metalling of roads.

Organic matter.—Matter endowed with life, whether animal or vegetable, or, as it would appear in some cases, partaking of the two; as distinct from mineral matter, which is devoid of life. Natural philosophers cannot exactly determine whether certain things which are found are animal or vegetable in their attributes, for they seem to partake of the qualities of both; but of living things in general, and broadly, there is a marked distinction in their qualities, and we call the one animal and the other vegetable; but both are organised,—that is, the parts of each are endowed with the quality of co-operating with its other parts in producing structure. When it has attained the limit of the power with which it has been endowed it decays naturally. If its life be cut short before it attains that limit it decays still. In either case, when its progress is arrested it returns to mother

earth and is resolved into its original elements. This returning stage is called, in the book, effete organic matter.

Puddle, or puddled clay.—Clay rendered so close and compact as to prevent the passage of water through it. When clay is dug from the ground, it mostly contains either stones or small veins of sand, and it is to get rid of these that it is worked up, cut, and cross cut, with long-bladed spades, and trodden into an impervious mass. In order to enable this to be done a certain quantity of water is added to the clay. It greatly facilitates the working of puddle when time is allowed for the clay to soak up the water after being cut and cross cut, and before being finally worked and trodden.

Wire gauge.—The Birmingham wire manufacturers established certain numbers which represent thicknesses, and specify any particular thickness not in parts of an inch but by the appropriate number. One eighth of an inch thick is No. 11 ; one sixteenth of an inch is No. 16 ; one thirty-second part of an inch is No. 22 B. W. G. The thicknesses of sheet iron are stated in the same numbers.



	PAGE
Bricks, Staffordshire blue, for inverts of sewers	143
„ gault, for sewers near London	144
„ for wells	52
Butchers keep large numbers of pigs	5
Byrne, experiments on filtration of water, by Mr. E.	58
Carbonic acid in atmospheric air	36, 38
Carpenter, Dr. A., on the influence of sewer gas on the public health	123
Carrying capacity of sewers	148
Cement, for pigsty floors	6
„ quality to be tested	131, 159
Cesspools, objections to open	13, 15
„ old brick too large	16, 18
„ proper size of	20, 22, 29
Charcoal filters for water	57, 58, 59
Charges for water, examples of	185
Chemical Commission, report on the qualities of waters by the	190
Child's seat in every privy	15
Cinders of house-fires useful for variety of purposes	23
Circular sewers, thickness of brickwork of	142
Cleansing of slaughter-house floors	10
„ of sewage, a chemical process	166
Coal-tar pitch	20
COMPOSITION OF SEWAGE	160
Concentrator	124
Concrete for foundations	6, 11
CONDUITS AND CONDUIT PIPES	222
CONTAMINATION OF WELL-WATER	62
Covers of cesspits	18
„ of draw-wells	62
„ of manholes of sewers	139
„ of rain-water wells	53
DAMPNESS OF HOUSES	48
Depths of sewers	144
Dipping-wells	61
DIRTY HOUSES	41
„ roads	42
Discharge of a six-inch pipe	84
Disconnecting Traps	111
DISPOSAL OF SEWAGE	166
Doulton, Mr., on strength of sewer-pipes	82

	PAGE
Draw-wells	62
Du Buat, bottom velocities of streams according to	77
„ formula of, for flow of water in pipes and open channels	231
„ tables to facilitate calculations of flow of water by Du Buat's formula	232, 234
Duncan, late Mr. T., on rainfall and loss	206
Durability of wood covers of cesspits increased by paying over with gas-tar	20
Dust on roads	43
Dust-bricks for paving	159
Earthenware pipes, thickness and weight of	80
Eaves troughs to roofs of houses	48
Egg-shape sewers, ratio of height and width	143
Examples of calculation of velocities in, and dimensions of, conduits and conduit pipes.	234
Excrement to be covered daily with fine ash	21
Exhalations from animal bodies	34
Experiments on the strength of sewer pipes	146
Eytelwein's formula for mean velocity of water in open channels.	84
„ „ flow of water in pipes	227
Farrow, Mr. R., report on ventilation of sewers and drains at Leek	130
Fernbrake for cesspits	28
Fetid odour in small houses	34
Filters for rain-water	56
Fine ash of house-fires to be thrown into cesspits	20, 21
„ „ „ means of separating from cinders	24
Fire-clay pipes	81
Flagstones for pigsty floors	6
„ for slaughter-house floors	10
Floors of pigstys	3
Flow of water, experiments on, over weirs, by the late Mr. Blackwell	216
„ „ by other observers	220, 221
„ „ in pipes and open channels, Du Buat's formula of	231
„ „ tables to facilitate calculations of the	232, 233
Fluctuation of the volume of sewage during the day	135, 136
„ of the hourly quantity of water used	135, 136

	PAGE
Flush tank	110
Foul soil pipes	122
Francis, Mr. J. B., formula of flow of water over weirs, by	215
Frankland, Dr. E., remarks on filtration of water, by	58
Friction of liquids on sides of channels	76
Garbage thrown on to ash-heaps	21
Gas-tar for making bottom and walls of cesspits watertight	17
Gases, foul, enter houses from drains	106
GAUGING WATER	211
Gauze screen for rainwater tanks	53
GLOSSARY OF TERMS	243
Granite for roadways	42
Hardness of water, the Chemical Commission on the	190
" " evidence taken by the Water-Supply Commission on the	191, 192
Hawksley, Mr. T., on the draught of water from the mains at different times of the day at Salford	135
" " on rainfall and loss	207
Hearth Box	26, 27, 28
Height of slaughter-houses	11
Hides and skins	12
Holland, Mr. P. H., on the influence of clean roads	45
Hope, Mr. W., number of persons per acre for sewage irrigation	168
Hopper heads to eaves troughs of roofs	49
HOUSE-DRAINS AND SEWERS	71
" " everywhere necessary	75
" " inclination of and size of	82
" " under house floors	103
" " termination of	106
Hughes, the late Mr. S., section of the ground across London from Tring to Knockholt	199
"Hygiène," Dr. George Wilson's Handbook of	36
Inclinations of house-drains	82
Intercepting sewers	74
Intercepting traps	111
Invert-blocks for sewers	146
Iron covers to cesspits	20

	PAGE
Jennings, Mr. G., water-closet basin and valve	121
Joints of sewer and drain-pipes	90-95
Junctions of house-drains and sewers	103
Krepp, Mr. F., on the composition of sewage	161
Lamp holes to sewers	139
Land drains, sewers may act as	72
Laying drain and sewer pipes, mode of	98
Lead pipes, weight of	189
Leek, ventilation of the sewers and drains of	130, 131
„ drainage, northern outfall sewer of the	142
Manholes of sewers	139
Mansion, storage tank for rain-water from roof of	59
Manure from privy cesspits	21, 29
„ required for land chiefly twice a year	22
Materials for roads	43
Moorland tracts of ground, water procured from	203
Mortality, probable increase of, in the outlying parts of a sub-registration district, above the average of the dis- trict, from contamination of the water procured from dipping-wells	67
Mortar, hydraulic lime to be used for	11, 17, 143
Mouldy condition of furniture placed against damp walls	49
Neville, Mr. John, Hydraulic Tables, Coefficients, and Formulae, by	77
Nitrogen in atmospheric air	34
Offal, pigs fed on	5, 9
Old watercourses	73
Open and close sewers contrasted	137
Open cesspools economically bad and wasteful of manure	21
„ sewer	74
Organic matter, effete	18
Oxidised, foul air must be, before we breathe it	39
Oxygen in atmospheric air	34, 35

	PAGE
Pail system of removing excrement	29
Pan closet, evils of	120, 121
Parkes, Dr. E. A., on the quantity of carbonic acid exhaled	37
Parnell, Sir H., on draught on roads	44
PAVING MATERIALS	157
" of pigsty floors	4
" of slaughterhouse floors	10
Pebbles picked from land good material for roads	43
PIGSTYS	3
Porous ground	15
Portland cement for wells	53
PRIVIES AND CESSPOOLS	15
" built on sloping ground	31
Protection of the water of dipping-wells	63, 64
Public roads, which are ?	46
Public Health Acts Amendment Act, 1890	243
Pumps and pump-wells	62, 64
Qualities of house-drain and sewer pipes	80
Quantity of water per head per day	183
" " difference in the, in different places	184
" " for separate uses	185
Quick-motion or flushing trap	114
Rainfall	51, 204
Rain gauges	203
Rain-water, cost of procuring from roofs	55
" quantity entering house-drains	85
Rankine, Dr. J. W. M., on the bottom velocities of streams	77
Rawlinson, Sir Robt., on sewer pipes	82
" " on ventilation of sewers	138
Reade, Mr. T. M., method of laying sewer pipes in running sand	101
Regulator, the automatic sewage	169
Reservoir sites	208
Rheumatism caused by damp walls of houses	49
Richardson, Mr. H. D., on "The Pig"	7
Rivers, Mr. Neville's table of the bottom velocities of	78
" as sources of water-supply	194
" Pollution Commissioners' Report — composition of sewage	160, 163
Road-side ash-heaps	21
Road drains not to be used as sewers	140

	PAGE
Road materials	43
Roads come properly under the category of sanitary works	43
" thrown open to public traffic before properly made, and practical remedies for difficulties caused by former neglect	46, 47
Robison, Dr. John, on the relation between the surface velo- city and the bottom velocity of streams	79
Roofs of cesspits to exclude rain-water	15
" " to be raised above ground	18
Screen for rain-water tank	53
Settling tanks	171
Sewage, maximum quantity of, from one house	86
" flow, the properties of a	76
Sewers, dead ends of	102
" definition of	71
" direction of	103
" solid deposit in	77
" which are public?	74
Sewer-pipe joints	90—95
Simpson, the late Mr. James, on the quantity of water sup- plied to towns	184
Sinkstone, pipe from, to pass through wall	106
Situations in which pigs should not be kept	5
SLAUGHTER-HOUSES	9
Smith, Dr. R. A., quotations from "Air and Rain," by	34, 37
Soil pipes, prices of pipes suitable for the ventilation of	129
" " Dr. Thursfield on the ventilation of	134
Spouts to roofs	48
Stanford's joint for sewer pipes	95
Stone for roads	43
Stoneware pipes, strength of, weight of,	81, 82
Stoppages of house-drains and sewer pipes	86
STORAGE OF RAINWATER	51
Straw as an absorbent for privy cesspits	28
Sub-irrigation	171
Swill tubs	6
Tanks for pigsty-liquids	7
" for rain-water	52
Taper pipes	101
Thursfield, Dr. W. N., on the ventilation of soil pipes	134
Trap rock the best material for broken-stone roads	42
Traps, different kinds of	107

	PAGE
Traps to be outside house-walls	106
Trenches of sewer-pipes, refilling the	101
Tub system of removing excrement	29
Turpentine as a drier for coal tar	20
Upper-hulme, flow of springs at	195
Velocity of sewage	76
" surface, mean, and bottom, of streams	76
Ventilation, difficulties of, in small rooms	39
" of house drains and sewers	128, 129
Walls of cesspits to be watertight	16
"Wash out" closet basins, Woodward's	121
Wash tank	6
Water from roofs of houses causes dampness of walls when not caught	44
" lodging on roads	42
" plenty, or none at all, to be in contact with excrement	15
" quantity of, from one slope of a house-roof	46
" quantity procurable from house-roofs	51
" quantity required in slaughter-houses	10
Water-closets	118, 127
Water-courses, natural, should not be used as sewers.	74
Watershed areas	208
WATER-SUPPLY	181
" " Commission	184
" " for rural districts, difficulties of	66
Water Supply Facilities Act, 1877	240
Water Companies (Regulation of Powers) Act, 1887	241
Water-traps	119
Wells, three kinds of	62
" Artesian	196
" common	202
" sunk in the new red sandstone	203
Whitaker, Mr. W., quotations from Paper on "Geology and Consumption," by	96
Whitewashing	12, 40

THE END.

A

CATALOGUE OF BOOKS

INCLUDING NEW AND STANDARD WORKS IN
ENGINEERING: CIVIL, MECHANICAL, AND MARINE;
ELECTRICITY AND ELECTRICAL ENGINEERING;
MINING, METALLURGY; ARCHITECTURE,
BUILDING, INDUSTRIAL AND DECORATIVE ARTS;
SCIENCE, TRADE AND MANUFACTURES;
AGRICULTURE, FARMING, GARDENING;
AUCTIONEERING, VALUING AND ESTATE AGENCY;
LAW AND MISCELLANEOUS.

PUBLISHED BY

CROSBY LOCKWOOD & SON.

MECHANICAL ENGINEERING, etc.

D. K. Clark's Pocket-Book for Mechanical Engineers.

THE MECHANICAL ENGINEER'S POCKET-BOOK OF TABLES, FORMULÆ, RULES AND DATA. A Handy Book of Reference for Daily Use in Engineering Practice. By D. KINNEAR CLARK, M.Inst.C.E., Author of "Railway Machinery," "Tramways," &c. Second Edition, Revised and Enlarged. Small 8vo, 700 pages, 9s. bound in flexible leather covers, with rounded corners and gilt edges. [Just published.]

SUMMARY OF CONTENTS.

MATHEMATICAL TABLES.—MEASUREMENT OF SURFACES AND SOLIDS.—ENGLISH WEIGHTS AND MEASURES.—FRENCH METRIC WEIGHTS AND MEASURES.—FOREIGN WEIGHTS AND MEASURES.—MONEYS.—SPECIFIC GRAVITY. WEIGHT AND VOLUME.—MANUFACTURED METALS.—STEEL PIPES.—BOLTS AND NUTS.—SUNDRY ARTICLES IN WROUGHT AND CAST IRON, COPPER, BRASS, LEAD, TIN, ZINC.—STRENGTH OF MATERIALS.—STRENGTH OF TIMBER.—STRENGTH OF CAST IRON.—STRENGTH OF WROUGHT IRON.—STRENGTH OF STEEL.—TENSILE STRENGTH OF COPPER, LEAD, ETC.—RESISTANCE OF STONES AND OTHER BUILDING MATERIALS.—RIVETED JOINTS IN BOILER PLATES.—BOILER SHELLS.—WIRE ROPES AND HEMP ROPES.—CHAINS AND CHAIN CABLES.—FRAMING.—HARDNESS OF METALS, ALLOYS AND STONES.—LABOUR OF ANIMALS.—MECHANICAL PRINCIPLES.—GRAVITY AND FALL OF BODIES.—ACCELERATING AND RETARDING FORCES.—MILL GEARING, SHAFTING, ETC.—TRANSMISSION OF MOTIVE POWER.—HEAT.—COMBUSTION; FUELS.—WARMING, VENTILATION, COOKING STOVES.—STEAM.—STEAM ENGINES AND BOILERS.—RAILWAYS.—TRAMWAYS.—STEAM SHIPS.—PUMPING STEAM ENGINES AND PUMPS.—COAL GAS, GAS ENGINES, ETC.—AIR IN MOTION.—COMPRESSED AIR.—HOT AIR ENGINES.—WATER POWER.—SPEED OF CUTTING TOOLS.—COLOURS.—ELECTRICAL ENGINEERING.

* * * OPINIONS OF THE PRESS.

"Mr. Clark manifests what is an innate perception of what is likely to be useful in a pocket-book, and he is really unrivalled in the art of condensation. . . . It's very difficult to hit upon any mechanical engineering subject concerning which this work supplies no information, and the excellent index at the end adds to its utility. In one word, it is an exceedingly handy and efficient tool, possessed of which the engineer will be saved many a wearisome calculation, or yet more wearisome hunt through various text-books and treatises, and, as such, we can heartily recommend it to our readers, who must not run away with the idea that Mr. Clark's Pocket-book is only Molesworth in another form. On the contrary, each contains what is not to be found in the other; and Mr. Clark takes more room and deals at more length with many subjects than Molesworth possibly could."—*The Engineer*, Sept 16th, 1892.

"Just the kind of work that practical men require to have near to them."—*English Mechanic*

MR. HUTTON'S PRACTICAL HANDBOOKS.

Handbook for Works' Managers.

THE WORKS' MANAGER'S HANDBOOK OF MODERN RULES, TABLES, AND DATA. For Engineers, Millwrights, and Boiler Makers; Tool Makers, Machinists, and Metal Workers; Iron and Brass Founders, &c. By W. S. HUTTON, Civil and Mechanical Engineer, Author of "The Practical Engineer's Handbook." Fourth Edition, carefully Revised and partly Re-written. In One handsome Volume, medium 8vo, price 15s. strongly bound.

IS The Author having compiled Rules and Data for his own use in a great variety of modern engineering work, and having found his notes extremely useful, decided to publish them—revised to date—believing that a practical work, suited to the DAILY REQUIREMENTS of MODERN ENGINEERS, would be favourably received.

In the Fourth Edition the First Section has been re-written and improved by the addition of numerous Illustrations and new matter relating to STEAM ENGINES and GAS ENGINES. The Second Section has been enlarged and Illustrated, and throughout the book a great number of emendations and alterations have been made, with the object of rendering the book more generally useful.

* * * OPINIONS OF THE PRESS.

"The author treats every subject from the point of view of one who has collected workshop notes for application in workshop practice, rather than from the theoretical or literary aspect. The volume contains a great deal of that kind of information which is gained only by practical experience, and is seldom written in books."—*Engineer*.

"The volume is an exceedingly useful one, brimful with engineers' notes, memoranda, and rules, and well worthy of being on every mechanical engineer's bookshelf."—*Mechanical World*.

"A formidable mass of facts and figures, readily accessible through an elaborate index . . . Such a volume will be found absolutely necessary as a book of reference in all sorts of 'works' connected with the metal trades."—*Ryland's Iron Trades Circular*.

"Brimful of useful information, stated in a concise form, Mr. Hutton's books have met a pressing want among engineers. The book must prove extremely useful to every practical man possessing a copy."—*Practical Engineer*.

New Manual for Practical Engineers.

THE PRACTICAL ENGINEER'S HAND-BOOK. Comprising a Treatise on Modern Engines and Boilers: Marine, Locomotive and Stationary. And containing a large collection of Rules and Practical Data relating to recent Practice in Designing and Constructing all kinds of Engines, Boilers, and other Engineering work. The whole constituting a comprehensive Key to the Board of Trade and other Examinations for Certificates of Competency in Modern Mechanical Engineering. By WALTER S. HUTTON, Civil and Mechanical Engineer, Author of "The Works' Manager's Handbook for Engineers," &c. With upwards of 370 Illustrations. Fourth Edition, Revised, with Additions. Medium 8vo, nearly 500 pp., price 18s. Strongly bound.

IS This work is designed as a companion to the Author's "WORKS' MANAGER'S HAND-BOOK." It possesses many new and original features, and contains, like its predecessor, a quantity of matter not originally intended for publication, but collected by the author for his own use in the construction of a great variety of MODERN ENGINEERING WORK.

The information is given in a condensed and concise form, and is illustrated by upwards of 370 Woodcuts; and comprises a quantity of tabulated matter of great value to all engaged in designing, constructing, or estimating for ENGINES, BOILERS, and OTHER ENGINEERING WORK.

* * * OPINIONS OF THE PRESS.

"We have kept it at hand for several weeks, referring to it as occasion arose, and we have not on a single occasion consulted its pages without finding the information of which we were in quest."—*Athenaeum*.

"A thoroughly good practical handbook, which no engineer can go through without learning something that will be of service to him."—*Marine Engineer*.

"The author has collected together a surprising quantity of rules and practical data, and has shown much judgment in the selections he has made. . . . There is no doubt that this book is one of the most useful of its kind published, and will be a very popular compendium."—*Engineer*.

"A mass of information, set down in simple language, and in such a form that it can be easily referred to at any time. The matter is uniformly good and well chosen and is greatly elucidated by the illustrations. The book will find its way on to most engineers' shelves, where it will rank as one of the most useful books of reference."—*Practical Engineer*.

"Full of useful information and should be found on the office shelf of all practical engineers."—*English Mechanic*.

MR. HUTTON'S PRACTICAL HANDBOOKS—continued.

Practical Treatise on Modern Steam-Boilers.

STEAM-BOILER CONSTRUCTION. A Practical Handbook for Engineers, Boiler-Makers, and Steam Users. Containing a large Collection of Rules and Data relating to Recent Practice in the Design, Construction, and Working of all Kinds of Stationary, Locomotive, and Marine Steam-Boilers. By WALTER S. HUTTON, Civil and Mechanical Engineer, Author of "The Works' Manager's Handbook," "The Practical Engineer's Handbook," &c. With upwards of 300 Illustrations. Second Edition. Medium 8vo, 18s. cloth. [Just published.]

THIS WORK is issued in continuation of the Series of Handbooks written by the Author, viz;—"THE WORKS' MANAGERS' HANDBOOK" and "THE PRACTICAL ENGINEER'S HANDBOOK," which are so highly appreciated by Engineers for the practical nature of their information; and is consequently written in the same style as those works.

The Author believes that the concentration, in a convenient form for easy reference, of such a large amount of thoroughly practical information on Steam-Boilers, will be of considerable service to those for whom it is intended, and he trusts the book may be deemed worthy of as favourable a reception as has been accorded to its predecessors.

* * * OPINIONS OF THE PRESS.

"Every detail, both in boiler design and management, is clearly laid before the reader. The volume shows that boiler construction has been reduced to the condition of one of the most exact sciences; and such a book is of the utmost value to the *fin de siècle* Engineer and Works' Manager."—*Marine Engineer*.

"There has long been room for a modern handbook on steam boilers; there is not that room now, because Mr. Hutton has filled it. It is a thoroughly practical book for those who are occupied in the construction, design, selection, or use of boilers."—*Engineer*.

"The book is of so important and comprehensive a character that it must find its way into the libraries of everyone interested in boiler using or boiler manufacture if they wish to be thoroughly informed. We strongly recommend the book for the intrinsic value of its contents."—*Machinery Market*.

"The value of this book can hardly be over-estimated. The author's rules, formulæ, &c., are all very fresh, and it is impossible to turn to the work and not find what you want. No practical engineer should be without it."—*Colliery Guardian*.

Hutton's "Modernised Templeton."

THE PRACTICAL MECHANICS' WORKSHOP COMPANION. Comprising a great variety of the most useful Rules and Formulæ in Mechanical Science, with numerous Tables of Practical Data and Calculated Results for Facilitating Mechanical Operations. By WILLIAM TEMPLETON, Author of "The Engineer's Practical Assistant," &c. &c. Sixteenth Edition, Revised, Modernised, and considerably Enlarged by WALTER S. HUTTON, C.E., Author of "The Works' Manager's Handbook," &c. Fcap. 8vo, nearly 500 pp., with 8 Plates and upwards of 250 Illustrative Diagrams, 6s., strongly bound for workshop or pocket wear and tear.

* * * OPINIONS OF THE PRESS.

"In its modernised form Hutton's 'Templeton' should have a wide sale, for it contains much valuable information which the mechanic will often find of use, and not a few tables and notes which he might look for in vain in other works. This modernised edition will be appreciated by all who have learned to value the original editions of 'Templeton.'"—*English Mechanic*.

"It has met with great success in the engineering workshop, as we can testify; and there are a great many men who, in a great measure, owe their rise in life to this little book."—*Building News*.

"This familiar text-book—well known to all mechanics and engineers—is of essential service to the every-day requirements of engineers, millwrights, and the various trades connected with engineering and building. The new modernised edition is worth its weight in gold."—*Building News*. (Second Notice.)

"This well-known and largely-used book contains information, brought up to date, of the sort so useful to the foreman and draughtsman. So much fresh information has been introduced as to constitute it practically a new book. It will be largely used in the office and workshop."—*Mechanical World*.

Templeton's Engineer's and Machinist's Assistant.

THE ENGINEER'S, MILLWRIGHT'S, and MACHINIST'S PRACTICAL ASSISTANT. A collection of Useful Tables, Rules and Data. By WILLIAM TEMPLETON. 7th Edition, with Additions. 18mo, 2s. 6d. cloth.

"Occupies a foremost place among books of this kind. A more suitable present to an apprentice to any of the mechanical trades could not possibly be made."—*Building News*.

"A deservedly popular work. It should be in the 'drawer' of every mechanic."—*English Mechanic*.

Foley's Reference Book for Mechanical Engineers.

THE MECHANICAL ENGINEER'S REFERENCE BOOK, for Machine and Boiler Construction. In Two Parts. Part I. GENERAL ENGINEERING DATA. Part II. BOILER CONSTRUCTION. With 51 Plates and numerous Illustrations. By NELSON FOLEY, M.I.N.A. Folio, £5 5s. half-bound. [Just published.]

SUMMARY OF CONTENTS.

PART I.

MEASURES.—CIRCUMFERENCES AND AREAS, &c., SQUARES, CUBES, FOURTH POWERS.—SQUARE AND CUBE ROOTS.—SURFACE OF TUBES—RECIPROCAL.—LOGARITHMS.—MENSURATION.—SPECIFIC GRAVITIES AND WEIGHTS.—WORK AND POWER.—HEAT.—COMBUSTION.—EXPANSION AND CONTRACTION.—EXPANSION OF GASES.—STEAM.—STATIC FORCES.—GRAVITATION AND ATTRACTION.—MOTION AND COMPUTATION OF RESULTING FORCES.—ACCUMULATED WORK.—CENTRE AND RADIUS

WITH DIAGRAMS FOR VALVE-GEAR, BELTING AND ROPES, DISCHARGE AND SUCTION PIPES, SCREW PROPELLERS, AND COPPER PIPES.

OF GYRATION.—MOMENT OF INERTIA.—CENTRE OF OSCILLATION.—ELECTRICITY.—STRENGTH OF MATERIALS.—ELASTICITY.—TEST SHEETS OF METALS.—FRICTION.—TRANSMISSION OF POWER.—FLOW OF LIQUIDS.—FLOW OF GASES.—AIR PUMPS, SURFACE CONDENSERS, &c.—SPEED OF STEAMSHIPS.—PROPELLERS.—CUTTING TOOLS.—FLANGES.—COPPER SHEETS AND TUBES.—SCREWS, NUTS, BOLT HEADS, &c.—VARIOUS RECIPES AND MISCELLANEOUS MATTER.

PART II.

TREATING OF, POWER OF BOILERS.—USEFUL RATIOS.—NOTES ON CONSTRUCTION.—CYLINDRICAL BOILER SHELLS.—CIRCULAR FURNACES.—FLAT PLATES.—STAYS.—GIRDERS.—SCREWS.—HYDRAULIC TESTS.—

WITH DIAGRAMS FOR ALL BOILER CALCULATIONS AND DRAWINGS OF MANY VARIETIES OF BOILERS.

RIVETING.—BOILER SETTING, CHIMNEYS, AND MOUNTINGS.—FUELS, &c.—EXAMPLES OF BOILERS AND SPEEDS OF STEAMSHIPS.—NOMINAL AND NORMAL HORSE POWER.

* * * OPINIONS OF THE PRESS.

"This appears to be a work for which there should be a large demand on the part of mechanical engineers. It is no easy matter to compile a book of this class, and the labour involved is enormous, particularly when—as the author informs us—the majority of the tables and diagrams have been specially prepared for the work. The diagrams are exceptionally well executed, and generally constructed on the method adopted in a previous work by the same author. . . . The tables are very numerous, and deal with a greater variety of subjects than will generally be found in a work of this kind; they have evidently been compiled with great care and are unusually complete. All the information given appears to be well up to date. . . . It would be quite impossible within the limits at our disposal to even enumerate all the subjects treated; it should, however, be mentioned that the author does not confine himself to a mere bald statement of formulæ and laws, but in very many instances shows succinctly how these are derived. . . . The latter part of the book is devoted to diagrams relating to Boiler Construction, and to nineteen beautifully-executed plates of working drawings of boilers and their details. As samples of how such drawings should be got out, they may be cordially recommended to the attention of all young, and even some elderly, engineers. . . . Altogether the book is one which every mechanical engineer may, with advantage to himself add to his library."—*Industries*.

"Mr. Foley is well fitted to compile such a work. . . . The diagrams are a great feature of the work. . . . Regarding the whole work, it may be very fairly stated that Mr. Foley has produced a volume which will undoubtedly fulfil the desire of the author and become indispensable to all mechanical engineers."—*Marine Engineer*.

"We have carefully examined this work, and pronounce it a most excellent reference book for the use of marine engineers."—*Journal of American Society of Naval Engineers*.

"A veritable monument of industry on the part of Mr. Foley, who has succeeded in producing what is simply invaluable to the engineering profession."—*Steamship*.

Coal and Speed Tables.

A POCKET BOOK OF COAL AND SPEED TABLES, for Engineers and Steam-users. By NELSON FOLEY, Author of "The Mechanical Engineer's Reference Book." Pocket-size, 3s. 6d. cloth.

"These tables are designed to meet the requirements of every-day use; they are of sufficient scope for most practical purposes, and may be commended to engineers and users of steam."—*Iron*.

"This pocket-book well merits the attention of the practical engineer. Mr. Foley has compiled a very useful set of tables, the information contained in which is frequently required by engineers, coal consumers and users of steam."—*Iron and Coal Trades Review*.

Steam Engine.

TEXT-BOOK ON THE STEAM ENGINE. With a Supplement on Gas Engines, and PART II. ON HEAT ENGINES. By T. M. GOODEVE, M.A., Barrister-at-Law, Professor of Mechanics at the Normal School of Science and the Royal School of Mines; Author of "The Principles of Mechanics," "The Elements of Mechanism," &c. Eleventh Edition, Enlarged. With numerous Illustrations. Crown 8vo, 6s. cloth.

"Professor Goodeve has given us a treatise on the steam engine which will bear comparison with anything written by Huxley or Maxwell, and we can award it no higher praise."—*Engineer*.

"Mr. Goodeve's text-book is a work of which every young engineer should possess himself."—*Mining Journal*.

"Essentially practical in its aim. The manner of exposition leaves nothing to be desired."—*Scotsman*.

Gas Engines.

ON GAS-ENGINES. Being a Reprint, with some Additions, of the Supplement to the *Text-book on the Steam Engine*, by T. M. GOODEVE, M.A. Crown 8vo, 2s. 6d. cloth.

"Like all Mr. Goodeve's writings, the present is no exception in point of general excellence. It is a valuable little volume."—*Mechanical World*.

Steam Engine Design.

THE STEAM ENGINE; A Practical Manual for Draughtsmen, Designers, and Constructors. Translated from the German of HERMANN HAEDER; Revised and Adapted to English Practice by H. H. P. POWLES, A.M.I.C.E., Translator of Kick's Treatise on "Flour Manufacture." Upwards of 1,000 Diagrams. Crown 8vo, cloth. [In the press.]

Steam Boilers.

A TREATISE ON STEAM BOILERS: Their Strength, Construction, and Economical Working. By ROBERT WILSON, C.E. Fifth Edition. 12mo, 6s. cloth.

"The best treatise that has ever been published on steam boilers."—*Engineer*.

"The author shows himself perfect master of his subject, and we heartily recommend all employing steam power to possess themselves of the work."—*Ryland's Iron Trade Circular*.

Boiler Chimneys.

BOILER AND FACTORY CHIMNEYS; Their Draught-Power and Stability. With a Chapter on Lightning Conductors. By ROBERT WILSON, A.I.C.E., Author of "A Treatise on Steam Boilers," &c. Second Edition. Crown 8vo, 3s. 6d. cloth.

"Full of useful information, definite in statement, and thoroughly practical in treatment."—*The Local Government Chronicle*.

"A valuable contribution to the literature of scientific building."—*The Builder*.

Boiler Making.

THE BOILER-MAKER'S READY RECKONER & ASSISTANT. With Examples of Practical Geometry and Templating, for the Use of Platers, Smiths and Riveters. By JOHN COURTNEY, Edited by D. K. CLARK, M.I.C.E. Third Edition, 480 pp., with 140 Illusts. Fcap. 8vo, 7s. half-bound.

"A most useful work. . . . No workman or apprentice should be without this book."—*Iron Trade Circular*.

"Boiler-makers will readily recognise the value of this volume. . . . The tables are clearly printed, and so arranged that they can be referred to with the greatest facility, so that it cannot be doubted that they will be generally appreciated and much used."—*Mining Journal*.

Locomotive Engine Development.

THE LOCOMOTIVE ENGINE AND ITS DEVELOPMENT. A Popular Treatise on the Gradual Improvements made in Railway Engines between the Years 1803 and 1892. By CLEMENT E. STRETTON, C.E., Author of "Safe Railway Working," &c. Second Edition, Revised and much Enlarged. With 94 Illustrations. Crown 8vo, 3s. 6d. cloth. [Just published.]

"Students of railway history and all who are interested in the evolution of the modern locomotive will find much to attract and entertain in this volume."—*The Times*.

"The volume cannot fail to be popular, because it contains, in a condensed and readable form, a great deal of just the kind of information that multitudes of people want."—*Engineer*.

"The author of this work is well known to the railway world as one who has long taken a great interest in everything pertaining thereto. No one probably has a better knowledge of the history and development of the locomotive. It is with much pleasure we welcome the volume before us . . . which, taken as a whole, is most interesting, and should be of value to all connected with the railway system of this country as a book of reference."—*Nature*.

Fire Engineering.

FIRES, FIRE-ENGINES, AND FIRE-BRIGADES. With a History of Fire-Engines, their Construction, Use, and Management; Remarks on Fire-Proof Buildings, and the Preservation of Life from Fire; Statistics of the Fire Appliances in English Towns; Foreign Fire Systems; Hints on Fire-Brigades, &c. &c. By CHARLES F. T. YOUNG, C.E. With numerous Illustrations. 544 pp., demy 8vo, £1 4s. cloth.

To such of our readers as are interested in the subject of fires and fire apparatus, we can most heartily commend this book. It is really the only English work we now have upon the subject"—*Engineering*.

Estimating for Engineering Work, &c.

ENGINEERING ESTIMATES, COSTS AND ACCOUNTS:

A Guide to Commercial Engineering. With numerous Examples of Estimates and Costs of Millwright Work, Miscellaneous Productions, Steam Engines and Steam Boilers; and a Section on the Preparation of Costs Accounts. By A GENERAL MANAGER. Demy 8vo, 12s. cloth.

"This is an excellent and very useful book, covering subject-matter in constant requisition in every factory and workshop. . . . The book is invaluable, not only to the young engineer, but also to the estimate department of every works."—*Builder*.

"We accord the work unqualified praise. The information is given in a plain, straightforward manner, and bears throughout evidence of the intimate practical acquaintance of the author with every phase of commercial engineering."—*Mechanical World*.

Engineering Construction.

PATTERN-MAKING: A Practical Treatise, embracing the Main Types of Engineering Construction, and including Gearing, both Hand and Machine made, Engine Work, Sheaves and Pulleys, Pipes and Columns, Screws, Machine Parts, Pumps and Cocks, the Moulding of Patterns in Loam and Greensand, &c., together with the methods of Estimating the weight of Castings; to which is added an Appendix of Tables for Workshop Reference. By a FOREMAN PATTERN MAKER. With upwards of 370 Illustrations. Crown 8vo, 7s. 6d. cloth.

"A well-written technical guide, evidently written by a man who understands and has practised what he has written about. . . . We cordially recommend it to engineering students, young journeymen, and others desirous of being initiated into the mysteries of pattern-making."—*Builder*.

"More than 370 illustrations help to explain the text, which is, however, always clear and explicit, thus rendering the work an excellent *vade mecum* for the apprentice who desires to become master of his trade."—*English Mechanic*.

Dictionary of Mechanical Engineering Terms.

LOCKWOOD'S DICTIONARY OF TERMS USED IN THE PRACTICE OF MECHANICAL ENGINEERING, embracing those current in the Drawing Office, Pattern Shop, Foundry, Fitting, Turning, Smith's and Boiler Shops, &c. &c. Comprising upwards of 6,000 Definitions. Edited by A FOREMAN PATTERN-MAKER, Author of "Pattern Making." Second Edition, Revised, with Additions. Crown 8vo, 7s. 6d. cloth. [Just published.

"Just the sort of handy dictionary required by the various trades engaged in mechanical engineering. The practical engineering pupil will find the book of great value in his studies, and every foreman engineer and mechanic should have a copy."—*Building News*.

"One of the most useful books which can be presented to a mechanic or student."—*English Mechanic*.

"Not merely a dictionary, but, to a certain extent, also a most valuable guide. It strikes us as a happy idea to combine with a definition of the phrase useful information on the subject of which it treats."—*Machinery Market*.

Mill Gearing.

TOOTHED GEARING: A Practical Handbook for Offices and Workshops. By A FOREMAN PATTERN MAKER, Author of "Pattern Making," "Lockwood's Dictionary of Mechanical Engineering Terms," &c. With 184 Illustrations. Crown 8vo, 6s. cloth. [Just published.

SUMMARY OF CONTENTS.

CHAP. I. PRINCIPLES.—II. FORMATION OF TOOTH PROFILES.—III. PROPORTIONS OF TEETH.—IV. METHODS OF MAKING TOOTH FORMS.—V. INVOLUTE TEETH.—VI. SOME SPECIAL TOOTH FORMS.—VII. BEVEL WHEELS.—VIII. SCREW GEARS.—IX. WORM GEARS.—X. HELICAL WHEELS.—XI.

SKREW BEVELS.—XII. VARIABLE AND OTHER GEARS.—XIII. DIAMETRICAL PITCH.—XIV. THE ODONTOGRAPH.—XV. PATTERN GEARS.—XVI. MACHINE MOULDING GEARS.—XVII. MACHINE CUT GEARS.—XVIII. PROPORTION OF WHEELS.

"We must give the book our unqualified praise for its thoroughness of treatment, and we can heartily recommend it to all interested as the most practical book on the subject yet written."—*Mechanical World*.

Stone-working Machinery.

STONE-WORKING MACHINERY, and the Rapid and Economical Conversion of Stone. With Hints on the Arrangement and Management of Stone Works. By M. POWIS BALE, M.I.M.E. With Illusts. Crown 8vo, 9s.

"The book should be in the hands of every mason or student of stone-work."—*Colliery Guardian*.

"A capital handbook for all who manipulate stone for building or ornamental purposes."—*Machinery Market*.

Pump Construction and Management.

PUMPS AND PUMPING: A Handbook for Pump Users. Being Notes on Selection, Construction and Management. By M. POWIS BALE, M.I.M.E., Author of "Woodworking Machinery," "Saw Mills," &c. Second Edition, Revised. Crown 8vo, 2s. 6d. cloth. [Just published.

"The matter is set forth as concisely as possible. In fact, condensation rather than diffuseness has been the author's aim throughout; yet he does not seem to have omitted anything likely to be of use."—*Journal of Gas Lighting*.

"Thoroughly practical and simply and clearly written."—*Glasgow Herald*.

Milling Machinery, etc.

MILLING MACHINES AND PROCESSES: A Practical Treatise on Shaping Metals by Rotary Cutters, including Information on Making and Grinding the Cutters. By PAUL N. HASLUCK, Author of "Lathe-work," "Handybooks for Handicrafts," &c. With upwards of 300 Engravings, including numerous Drawings by the Author. Large crown 8vo, 352 pages, 12s. 6d. cloth.

"A new departure in engineering literature. . . . We can recommend this work to all interested in milling machines; it is what it professes to be—a practical treatise."—*Engineer*.

"A capital and reliable book, which will no doubt be of considerable service, both to those who are already acquainted with the process as well as to those who contemplate its adoption."—*Industries*.

Turning.

LATHE-WORK: A Practical Treatise on the Tools, Appliances, and Processes employed in the Art of Turning. By PAUL N. HASLUCK. Fourth Edition, Revised and Enlarged. Cr. 8vo, 5s. cloth.

"Written by a man who knows, not only how work ought to be done, but who also knows how to do it, and how to convey his knowledge to others. To all turners this book would be valuable."—*Engineering*.

"We can safely recommend the work to young engineers. To the amateur it will simply be invaluable. To the student it will convey a great deal of useful information."—*Engineer*.

Screw-Cutting.

SCREW THREADS: And Methods of Producing Them. With Numerous Tables, and complete directions for using Screw-Cutting Lathes. By PAUL N. HASLUCK, Author of "Lathe-Work," &c. With Seventy-four Illustrations. Third Edition, Revised and Enlarged. Waistcoat-pocket size, 1s. 6d. cloth.

"Full of useful information, hints and practical criticism. Taps, dies and screwing-tools generally are illustrated and their action described."—*Mechanical World*.

"It is a complete compendium of all the details of the screw-cutting lathe; in fact a *multum in parvo* on all the subjects it treats upon."—*Carpenter and Builder*.

Smith's Tables for Mechanics, etc.

TABLES, MEMORANDA, AND CALCULATED RESULTS, FOR MECHANICS, ENGINEERS, ARCHITECTS, BUILDERS, etc. Selected and Arranged by FRANCIS SMITH. Fifth Edition, thoroughly Revised and Enlarged, with a New Section of ELECTRICAL TABLES, FORMULÆ, and MEMORANDA. Waistcoat-pocket size, 1s. 6d. limp leather.

"It would, perhaps, be as difficult to make a small pocket-book selection of notes and formulæ to suit ALL engineers as it would be to make a universal medicine; but Mr. Smith's waistcoat-pocket collection may be looked upon as a successful attempt."—*Engineer*.

"The best example we have ever seen of 270 pages of useful matter packed into the dimensions of a card-case."—*Building News*. "A veritable pocket treasury of knowledge."—*Iron*.

French-English Glossary for Engineers, etc.

A POCKET GLOSSARY of TECHNICAL TERMS: ENGLISH-FRENCH, FRENCH-ENGLISH; with Tables suitable for the Architectural, Engineering, Manufacturing and Nautical Professions. By JOHN JAMES FLETCHER, Engineer and Surveyor. Second Edition, Revised and Enlarged, 200 pp. Waistcoat-pocket size, 1s. 6d. limp leather.

"It is a very great advantage for readers and correspondents in France and England to have so large a number of the words relating to engineering and manufacturers collected in a liliputian volume. The little book will be useful both to students and travellers."—*Architect*.

"The glossary of terms is very complete, and many of the tables are new and well arranged. We cordially commend the book."—*Mechanical World*.

Portable Engines.

THE PORTABLE ENGINE; ITS CONSTRUCTION AND MANAGEMENT. A Practical Manual for Owners and Users of Steam Engines generally. By WILLIAM DYSON WANSBROUGH. With 90 Illustrations. Crown 8vo, 3s. 6d. cloth.

"This is a work of value to those who use steam machinery. . . . Should be read by every one who has a steam engine, on a farm or elsewhere."—*Mark Lane Express*.

"We cordially commend this work to buyers and owners of steam engines, and to those who have to do with their construction or use."—*Timber Trades Journal*.

"Such a general knowledge of the steam engine as Mr. Wansbrough furnishes to the reader should be acquired by all intelligent owners and others who use the steam engine."—*Building News*.

"An excellent text-book of this useful form of engine, which describes with all necessary minuteness the details of the various devices. . . . 'The Hints to Purchasers' contain a good deal of commonsense and practical wisdom."—*English Mechanic*.

Iron and Steel.

"IRON AND STEEL": A Work for the Forge, Foundry, Factory, and Office. Containing ready, useful, and trustworthy Information for Iron-masters and their Stock-takers; Managers of Bar, Rail, Plate, and Sheet Rolling Mills; Iron and Metal Founders; Iron Ship and Bridge Builders; Mechanical, Mining, and Consulting Engineers; Architects, Contractors, Builders, and Professional Draughtsmen. By CHARLES HOARE, Author of "The Slide Rule," &c. Eighth Edition, Revised throughout and considerably Enlarged. 32mo, 6s. leather.

"For comprehensiveness the book has not its equal."—*Iron*.

"One of the best of the pocket books."—*English Mechanic*.

"We cordially recommend this book to those engaged in considering the details of all kinds of iron and steel works."—*Naval Science*.

Elementary Mechanics.

CONDENSED MECHANICS. A Selection of Formulæ, Rules, Tables, and Data for the Use of Engineering Students, Science Classes, &c. In Accordance with the Requirements of the Science and Art Department. By W. G. CRAWFORD HUGHES, A.M.I.C.E. Crown 8vo, 2s. 6d. cloth.

"The book is well fitted for those who are either confronted with practical problems in their work, or are preparing for examination and wish to refresh their knowledge by going through their formulæ again."—*Marine Engineer*.

"It is well arranged, and well adapted to meet the wants of those for whom it is intended."—*Railway News*.

Steam.

THE SAFE USE OF STEAM. Containing Rules for Un-professional Steam-users. By an ENGINEER. Sixth Edition. Sewed, 6d.

"If steam-users would but learn this little book by heart, boiler explosions would become sensations by their rarity."—*English Mechanic*.

Warming.

HEATING BY HOT WATER; with Information and Suggestions on the best Methods of Heating Public, Private and Horticultural Buildings. By WALTER JONES. With upwards of 50 Illustrations. Crown 8vo, 2s. cloth.

"We confidently recommend all interested in heating by hot water to secure a copy of this valuable little treatise."—*The Plumber and Decorator*.

THE POPULAR WORKS OF MICHAEL REYNOLDS

("THE ENGINE DRIVER'S FRIEND")

Locomotive-Engine Driving.

LOCOMOTIVE-ENGINE DRIVING: A Practical Manual for Engineers in charge of Locomotive Engines. By MICHAEL REYNOLDS, Member of the Society of Engineers, formerly Locomotive Inspector L. B. and S. C. R. Eighth Edition. Including a KEY to THE LOCOMOTIVE ENGINE. With Illustrations and Portrait of Author. Crown 8vo, 4s. 6d. cloth.

"Mr. Reynolds has supplied a want, and has supplied it well. We can confidently recommend the book, not only to the practical driver, but to everyone who takes an interest in the performance of locomotive engines."—*The Engineer*.

"Mr. Reynolds has opened a new chapter in the literature of the day. This admirable practical treatise, of the practical utility of which we have to speak in terms of warm commendation."—*Athenaeum*.

"Evidently the work of one who knows his subject thoroughly."—*Railway Service Gazette*.

"Were the cautions and rules given in the book to become part of the every-day working of our engine-drivers, we might have fewer distressing accidents to deplore."—*Scotsman*.

Stationary Engine Driving.

STATIONARY ENGINE DRIVING: A Practical Manual for Engineers in charge of Stationary Engines. By MICHAEL REYNOLDS. Fourth Edition, Enlarged. With Plates and Woodcuts. Crown 8vo, 4s. 6d. cloth.

"The author is thoroughly acquainted with his subjects, and his advice on the various points treated is clear and practical. . . . He has produced a manual which is an exceedingly useful one for the class for whom it is specially intended."—*Engineering*.

"Our author leaves no stone unturned. He is determined that his readers shall not only know something about the stationary engine, but all about it."—*Engineering*.

"An engineman who has mastered the contents of Mr. Reynolds's book will require but little actual experience with boilers and engines before he can be trusted to look after them."—*English Mechanic*.

The Engineer, Fireman, and Engine-Boy.

THE MODEL LOCOMOTIVE ENGINEER, FIREMAN, and ENGINE-BOY. Comprising a Historical Notice of the Pioneer Locomotive Engines and their Inventors. By MICHAEL REYNOLDS. With numerous Illustrations and a fine Portrait of George Stephenson. Crown 8vo, 4s. 6d. cloth.

"From the technical knowledge of the author it will appeal to the railway man of to-day more forcibly than anything written by Dr. Smiles. . . . The volume contains information of a technical kind, and facts that every driver should be familiar with."—*English Mechanic*.

"We should be glad to see this book in the possession of everyone in the kingdom who has ever laid, or is to lay, hands on a locomotive engine."—*Iron*.

Continuous Railway Brakes.

CONTINUOUS RAILWAY BRAKES: A Practical Treatise on the several Systems in Use in the United Kingdom; their Construction and Performance. With copious Illustrations and numerous Tables. By MICHAEL REYNOLDS. Large crown 8vo, 9s. cloth.

"A popular explanation of the different brakes. It will be of great assistance in forming public opinion, and will be studied with benefit by those who take an interest in the brake."—*English Mechanic*.

"Written with sufficient technical detail to enable the principle and relative connection of the various parts of each particular brake to be readily grasped."—*Mechanical World*.

Engine-Driving Life.

ENGINE-DRIVING LIFE: Stirring Adventures and Incidents in the Lives of Locomotive-Engine Drivers. By MICHAEL REYNOLDS. Second Edition, with Additional Chapters. Crown 8vo, 2s. cloth.

"From first to last perfectly fascinating. Wilkie Collins's most thrilling conceptions are thrown into the shade by true incidents, endless in their variety, related in every page."—*North British Mail*.

"Anyone who wishes to get a real insight into railway life cannot do better than read 'Engine-Driving Life' for himself; and if he once take it up he will find that the author's enthusiasm and real love of the engine-driving profession will carry him on till he has read every page."—*Saturday Review*.

Pocket Companion for Enginemen.

THE ENGINEMAN'S POCKET COMPANION AND PRACTICAL EDUCATOR FOR ENGINEMEN, BOILER ATTENDANTS, AND MECHANICS. By MICHAEL REYNOLDS. With Forty-five Illustrations and numerous Diagrams. Second Edition, Revised. Royal 18mo, 3s. 6d., strongly bound for pocket wear.

"This admirable work is well suited to accomplish its object, being the honest workmanship of a competent engineer."—*Glasgow Herald*.

"A most meritorious work, giving in a succinct and practical form all the information an enginemaker desirous of mastering the scientific principles of his daily calling would require."—*The Miller*.

"A boon to those who are striving to become efficient mechanics."—*Daily Chronicle*.

CIVIL ENGINEERING, SURVEYING, etc.

MR. HUMBER'S VALUABLE ENGINEERING BOOKS.

The Water Supply of Cities and Towns.

A COMPREHENSIVE TREATISE on the WATER-SUPPLY OF CITIES AND TOWNS. By WILLIAM HUMBER, A-M.Inst.C.E., and M. Inst. M.E., Author of "Cast and Wrought Iron Bridge Construction," &c. &c. Illustrated with 50 Double Plates, 1 Single Plate, Coloured Frontispiece, and upwards of 250 Woodcuts, and containing 400 pages of Text. Imp. 4to, £6 6s. elegantly and substantially half-bound in morocco.

List of Contents.

I. Historical Sketch of some of the means that have been adopted for the Supply of Water to Cities and Towns.—II. Water and the Foreign Matter usually associated with it.—III. Rainfall and Evaporation.—IV. Springs and the water-bearing formations of various districts.—V. Measurement and Estimation of the flow of Water.—VI. On the Selection of the Source of Supply.—VII. Wells.—VIII. Reservoirs.—IX. The Purification of Water.—X. Pumps.—XI. Pumping Machinery.—XII.

Conduits.—XIII. Distribution of Water.—XIV. Meters, Service Pipes, and House Fittings.—XV. The Law and Economy of Water Works.—XVI: Constant and Intermittent Supply.—XVII. Description of Plates.—Appendices, giving Tables of Rates of Supply, Velocities &c. &c., together with Specifications of several Works illustrated, among which will be found: Aberdeen, Bideford, Canterbury, Dundee, Halifax, Lambeth, Rotherham, Dublin, and others.

"The most systematic and valuable work upon water supply hitherto produced in English, or in any other language. . . . Mr. Humber's work is characterised almost throughout by an exhaustiveness much more distinctive of French and German than of English technical treatises."—*Engineer.*

"We can congratulate Mr. Humber on having been able to give so large an amount of information on a subject so important as the water supply of cities and towns. The plates, fifty in number, are mostly drawings of executed works, and alone would have commanded the attention of every engineer whose practice may lie in this branch of the profession."—*Builder.*

Cast and Wrought Iron Bridge Construction.

A COMPLETE AND PRACTICAL TREATISE ON CAST AND WROUGHT IRON BRIDGE CONSTRUCTION, including Iron Foundations. In Three Parts—Theoretical, Practical, and Descriptive. By WILLIAM HUMBER, A.M.Inst.C.E., and M.Inst.M.E. Third Edition, Revised and much improved, with 115 Double Plates (20 of which now first appear in this edition), and numerous Additions to the Text. In Two Vols., imp. 4to, £6 16s. 6d. half-bound in morocco.

"A very valuable contribution to the standard literature of civil engineering. In addition to elevations, plans and sections, large scale details are given which very much enhance the instructive worth of those illustrations."—*Civil Engineer and Architect's Journal.*

"Mr. Humber's stately volumes, lately issued—in which the most important bridges erected during the last five years, under the direction of the late Mr. Brunel, Sir W. Cubitt, Mr. Hawkshaw, Mr. Page, Mr. Fowler, Mr. Hemans, and others among our most eminent engineers, are drawn and specified in great detail."—*Engineer.*

Strains, Calculation of.

A HANDY BOOK FOR THE CALCULATION OF STRAINS IN GIRDERS AND SIMILAR STRUCTURES, AND THEIR STRENGTH. Consisting of Formulæ and Corresponding Diagrams, with numerous details for Practical Application, &c. By WILLIAM HUMBER, A-M.Inst.C.E., &c. Fifth Edition. Crown 8vo, nearly 100 Woodcuts and 3 Plates, 7s. 6d. cloth.

"The formulæ are neatly expressed, and the diagrams good."—*Athenæum.*

"We heartily commend this really *handy* book to our engineer and architect readers."—*English Mechanic.*

Barlow's Strength of Materials, enlarged by Humber.

A TREATISE ON THE STRENGTH OF MATERIALS; with Rules for Application in Architecture, the Construction of Suspension Bridges, Railways, &c. By PETER BARLOW, F.R.S. A New Edition, revised by his Sons, P. W. BARLOW, F.R.S., and W. H. BARLOW, F.R.S.; to which are added, Experiments by HODGKINSON, FAIRBAIRN, and KIRKALDY; and Formulæ for Calculating Girders, &c. Arranged and Edited by WM. HUMBER, A-M.Inst.C.E. Demy 8vo, 400 pp., with 19 large Plates and numerous Woodcuts, 18s. cloth.

"Valuable alike to the student, tyro, and the experienced practitioner, it will always rank in future, as it has hitherto done, as the standard treatise on that particular subject."—*Engineer.*

"There is no greater authority than Barlow."—*Building News.*

"As a scientific work of the first class, it deserves a foremost place on the bookshelves of every civil engineer and practical mechanic."—*English Mechanic.*

MR. HUMBER'S GREAT WORK ON MODERN ENGINEERING.

Complete in Four Volumes, imperial 4to, price £12 12s., half-morocco. Each Volume sold separately as follows:—

A RECORD OF THE PROGRESS OF MODERN ENGINEERING. FIRST SERIES. Comprising Civil, Mechanical, Marine, Hydraulic, Railway, Bridge, and other Engineering Works, &c. By WILLIAM HUMBER, A-M.Inst.C.E., &c. Imp. 4to, with 36 Double Plates, drawn to a large scale, Photographic Portrait of John Hawkshaw, C.E., F.R.S., &c., and copious descriptive Letterpress, Specifications, &c., £3 3s. half-morocco.

List of the Plates and Diagrams.

Victoria Station and Roof, L. B. & S. C. R. (8 plates); Southport Pier (2 plates); Victoria Station and Roof, L. C. & D. and G. W. R. (6 plates); Roof of Cremorne Music Hall; Bridge over G. N. Railway; Roof of Station, Dutch Rhenish Rail (2 plates); Bridge over the

Thames, West London Extension Railway (5 plates); Armour Plates: Suspension Bridge, Thames (4 plates); The Allen Engine; Suspension Bridge, Avon (3 plates); Underground Railway (3 plates).

"Handsomely lithographed and printed. It will find favour with many who desire to preserve in a permanent form copies of the plans and specifications prepared for the guidance of the contractors for many important engineering works."—*Engineer*.

HUMBER'S PROGRESS OF MODERN ENGINEERING.

SECOND SERIES. Imp. 4to, with 36 Double Plates, Photographic Portrait of Robert Stephenson, C.E., M.P., F.R.S., &c., and copious descriptive Letterpress, Specifications, &c., £3 3s. half-morocco.

List of the Plates and Diagrams.

Birkenhead Docks, Low Water Basin (15 plates); Charing Cross Station Roof, C. C. Railway (3 plates); Digswell Viaduct, Great Northern Railway; Robbery Wood Viaduct, Great Northern Railway; Iron Permanent Way; Clydach Viaduct, Merthyr, Tredegar,

and Abergavenny Railway; Ebbw Viaduct, Merthyr, Tredegar, and Abergavenny Railway; College Wood Viaduct, Cornwall Railway; Dublin Winter Palace Roof (3 plates); Bridge over the Thames, L. C. & D. Railway (6 plates); Albert Harbour, Greenock (4 plates).

"Mr. Humber has done the profession good and true service, by the fine collection of examples he has here brought before the profession and the public."—*Practical Mechanic's Journal*.

HUMBER'S PROGRESS OF MODERN ENGINEERING.

THIRD SERIES. Imp. 4to, with 40 Double Plates, Photographic Portrait of J. R. M'Clean, late Pres. Inst. C.E., and copious descriptive Letterpress, Specifications, &c., £3 3s. half-morocco.

List of the Plates and Diagrams.

MAIN DRAINAGE, METROPOLIS.—North Side.—Map showing Interception of Sewers; Middle Level Sewer (2 plates); Outfall Sewer, Bridge over River Lea (3 plates); Outfall Sewer, Bridge over Marsh Lane, North Woolwich Railway, and Bow and Barking Railway Junction; Outfall Sewer, Bridge over Bow and Barking Railway (3 plates); Outfall Sewer, Bridge over East London Waterworks' Feeder (2 plates); Outfall Sewer, Reservoir (2 plates); Outfall Sewer, Tumbling Bay and Outlet; Outfall Sewer, Penstocks. *South Side.*—Outfall Sewer, Bermondsey Branch (2 plates); Outfall

Sewer, Reservoir and Outlet (4 plates); Outfall Sewer, Filth Hoist; Sections of Sewers (North and South Sides).

THAMES EMBANKMENT.—Section of River Wall; Steamboat Pier, Westminster (2 plates); Landing Stairs between Charing Cross and Waterloo Bridges; York Gate (2 plates); Overflow and Outlet at Savoy Street Sewer (3 plates); Steamboat Pier, Waterloo Bridge (3 plates); Junction of Sewers, Plans and Sections; Gullies, Plans and Sections; Rolling Stock; Granite and Iron Forts.

"The drawings have a constantly increasing value, and whoever desires to possess clear representations of the two great works carried out by our Metropolitan Board will obtain Mr. Humber's volume."—*Engineer*.

HUMBER'S PROGRESS OF MODERN ENGINEERING.

FOURTH SERIES. Imp. 4to, with 36 Double Plates, Photographic Portrait of John Fowler, late Pres. Inst. C.E., and copious descriptive Letterpress, Specifications, &c., £3 3s. half-morocco.

List of the Plates and Diagrams.

Abbey Mills Pumping Station, Main Drainage, Metropolis (4 plates); Barrow Docks (5 plates); Manquis Viaduct, Santiago and Valparaiso Railway (2 plates); Adam's Locomotive, St. Helen's Canal Railway (2 plates); Cannon Street Station Roof, Charing Cross Railway (3 plates); Road Bridge over the River Moka (2 plates); Telegraphic Apparatus for

Mesopotamia; Viaduct over the River Wye, Midland Railway (3 plates); St. Germans Viaduct, Cornwall Railway (2 plates); Wrought-Iron Cylinder for Diving Bell; Millwall Docks (6 plates); Milroy's Patent Excavator; Metropolitan District Railway (6 plates); Harbours, Ports, and Breakwaters (3 plates).

"We gladly welcome another year's issue of this valuable publication from the able pen of Mr. Humber. The accuracy and general excellence of this work are well known, while its usefulness in giving the measurements and details of some of the latest examples of engineering, as carried out by the most eminent men in the profession, cannot be too highly prized."—*Artisan*.

Statics, Graphic and Analytic.

GRAPHIC AND ANALYTIC STATICS, in their Practical Application to the Treatment of Stresses in Roofs, Solid Girders, Lattice, Bowstring and Suspension Bridges, Braced Iron Arches and Piers, and other Frameworks. By R. HUDSON GRAHAM, C.E. Containing Diagrams and Plates to Scale. With numerous Examples, many taken from existing Structures. Specially arranged for Class-work in Colleges and Universities. Second Edition, Revised and Enlarged. 8vo, 16s. cloth.

"Mr. Graham's book will find a place wherever graphic and analytic statics are used or studied."
—*Engineer*.

"The work is excellent from a practical point of view, and has evidently been prepared with much care. The directions for working are ample, and are illustrated by an abundance of well-selected examples. It is an excellent text-book for the practical draughtsman."—*Athenæum*.

Practical Mathematics.

MATHEMATICS FOR PRACTICAL MEN: Being a Common-place Book of Pure and Mixed Mathematics. Designed chiefly for the use of Civil Engineers, Architects and Surveyors. By OLINTHUS GREGORY, LL.D., F.R.A.S., Enlarged by HENRY LAW, C.E. 4th Edition, carefully Revised by J. R. YOUNG, formerly Professor of Mathematics, Belfast College. With 13 Plates. 8vo, £1 1s. cloth.

"The engineer or architect will here find ready to his hand rules for solving nearly every mathematical difficulty that may arise in his practice. The rules are in all cases explained by means of examples, in which every step of the process is clearly worked out."—*Builder*.

"One of the most serviceable books for practical mechanics. . . It is an instructive book for the student, and a text-book for him who, having once mastered the subjects it treats of, needs occasionally to refresh his memory upon them."—*Building News*.

Hydraulic Tables.

HYDRAULIC TABLES, CO-EFFICIENTS, and FORMULÆ for finding the Discharge of Water from Orifices, Notches, Weirs, Pipes, and Rivers. With New Formulæ, Tables, and General Information on Rainfall, Catchment-Basins, Drainage, Sewerage, Water Supply for Towns and Mill Power. By JOHN NEVILLE, Civil Engineer, M.R.I.A. Third Ed., carefully Revised, with considerable Additions. Numerous Illusts. Cr. 8vo, 14s. cloth.

"Alike valuable to students and engineers in practice; its study will prevent the annoyance of avoidable failures, and assist them to select the readiest means of successfully carrying out any given work connected with hydraulic engineering."—*Mining Journal*.

"It is, of all English books on the subject, the one nearest to completeness. . . . From the good arrangement of the matter, the clear explanations, and a bundance of formulæ, the carefully calculated tables, and, above all, the thorough acquaintance with both theory and construction, which is displayed from first to last, the book will be found to be an acquisition."—*Architect*.

Hydraulics.

HYDRAULIC MANUAL. Consisting of Working Tables and Explanatory Text. Intended as a Guide in Hydraulic Calculations and Field Operations. By LOWIS D'A. JACKSON, Author of "Aid to Survey Practice," "Modern Metrology," &c. Fourth Edition, Enlarged. Large cr. 8vo, 16s. cl.

"The author has had a wide experience in hydraulic engineering and has been a careful observer of the facts which have come under his notice, and from the great mass of material at his command he has constructed a manual which may be accepted as a trustworthy guide to this branch of the engineer's profession. We can heartily recommend this volume to all who desire to be acquainted with the latest development of this important subject."—*Engineering*.

"The standard-work in this department of mechanics."—*Scotsman*.

"The most useful feature of this work is its freedom from what is superannuated, and its thorough adoption of recent experiments; the text is, in fact, in great part a short account of the great modern experiments."—*Nature*.

Drainage.

ON THE DRAINAGE OF LANDS, TOWNS, AND BUILDINGS. By G. D. DEMPSEY, C.E., Author of "The Practical Railway Engineer," &c. Revised, with large Additions on RECENT PRACTICE IN DRAINAGE ENGINEERING, by D. KINNEAR CLARK, M.Inst.C.E. Author of "Tramways: Their Construction and Working," "A Manual of Rules, Tables, and Data for Mechanical Engineers," &c. Second Edition, Corrected. Fcap. 8vo, 5s. cloth.

"The new matter added to Mr. Dempsey's excellent work is characterised by the comprehensive grasp and accuracy of detail for which the name of Mr. D. K. Clark is a sufficient voucher."—*Athenæum*.

"As a work on recent practice in drainage engineering, the book is to be commended to all who are making that branch of engineering science their special study."—*Iron*.

"A comprehensive manual on drainage engineering, and a useful introduction to the student."—*Building News*.

Water Storage, Conveyance, and Utilisation.

WATER ENGINEERING : A Practical Treatise on the Measurement, Storage, Conveyance, and Utilisation of Water for the Supply of Towns, for Mill Power, and for other Purposes. By CHARLES SLAGG, Water and Drainage Engineer, A.M.Inst.C.E., Author of "Sanitary Work in the Smaller Towns, and in Villages," &c. With numerous Illusts. Cr. 8vo, 7s. 6d. cloth.

"As a small practical treatise on the water supply of towns, and on some applications of water-power, the work is in many respects excellent."—*Engineering*.

"The author has collated the results deduced from the experiments of the most eminent authorities, and has presented them in a compact and practical form, accompanied by very clear and detailed explanations. . . . The application of water as a motive power is treated very carefully and exhaustively."—*Builder*.

"For anyone who desires to begin the study of hydraulics with a consideration of the practical applications of the science there is no better guide."—*Architect*.

River Engineering.

RIVER BARS : *The Causes of their Formation, and their Treatment by "Induced Tidal Scour;"* with a Description of the Successful Reduction by this Method of the Bar at Dublin. By I. J. MANN, Assist. Eng. to the Dublin Port and Docks Board. Royal 8vo, 7s. 6d. cloth.

"We recommend all interested in harbour works—and, indeed, those concerned in the improvements of rivers generally—to read Mr. Mann's interesting work on the treatment of river bars."—*Engineer*.

Trusses.

TRUSSES OF WOOD AND IRON. *Practical Applications of Science in Determining the Stresses, Breaking Weights, Safe Loads, Scantlings, and Details of Construction,* with Complete Working Drawings. By WILLIAM GRIFFITHS, Surveyor, Assistant Master, Tranmere School of Science and Art. Oblong 8vo, 4s. 6d. cloth.

"This handy little book enters so minutely into every detail connected with the construction of roof trusses, that no student need be ignorant of these matters."—*Practical Engineer*.

Railway Working.

SAFE RAILWAY WORKING. *A Treatise on Railway Accidents: Their Cause and Prevention; with a Description of Modern Appliances and Systems.* By CLEMENT E. STRETTON, C.E., Vice-President and Consulting Engineer, Amalgamated Society of Railway Servants. With Illustrations and Coloured Plates. Third Edition, Enlarged. Crown 8vo, 3s. 6d. cloth.

"A book for the engineer, the directors, the managers; and, in short, all who wish for information on railway matters will find a perfect encyclopædia in 'Safe Railway Working.'"—*Railway Review*.

"We commend the remarks on railway signalling to all railway managers, especially where a uniform code and practice is advocated."—*Herepath's Railway Journal*.

"The author may be congratulated on having collected, in a very convenient form, much valuable information on the principal questions affecting the safe working of railways."—*Railway Engineer*.

Oblique Bridges.

A PRACTICAL AND THEORETICAL ESSAY ON OBLIQUE BRIDGES. With 13 large Plates. By the late GEORGE WATSON BUCK, M.I.C.E. Third Edition, revised by his Son, J. H. WATSON BUCK, M.I.C.E.; and with the addition of Description to Diagrams for Facilitating the Construction of Oblique Bridges, by W. H. BARLOW, M.I.C.E. Royal 8vo, 12s. cloth.

"The standard text-book for all engineers regarding skew arches is Mr. Buck's treatise, and it would be impossible to consult a better."—*Engineer*.

"Mr. Buck's treatise is recognised as a standard text-book, and his treatment has divested the subject of many of the intricacies supposed to belong to it. As a guide to the engineer and architect, on a confessedly difficult subject, Mr. Buck's work is unsurpassed."—*Building News*.

Tunnel Shafts.

THE CONSTRUCTION OF LARGE TUNNEL SHAFTS : *A Practical and Theoretical Essay.* By J. H. WATSON BUCK, M.Inst.C.E., Resident Engineer, London and North-Western Railway. Illustrated with Folding Plates. Royal 8vo, 12s. cloth.

"Many of the methods given are of extreme practical value to the mason; and the observations on the form of arch, the rules for ordering the stone, and the construction of the templates will be found of considerable use. We commend the book to the engineering profession."—*Building News*.

"Will be regarded by civil engineers as of the utmost value, and calculated to save much time and obviate many mistakes."—*Colliery Guardian*.

Student's Text-Book on Surveying.

PRACTICAL SURVEYING: A Text-Book for Students preparing for Examination or for Survey-work in the Colonies. By GEORGE W. USILL, A.M.I.C.E., Author of "The Statistics of the Water Supply of Great Britain." With Four Lithographic Plates and upwards of 330 Illustrations. Second Edition, Revised. Crown 8vo, 7s. 6d. cloth.

"The best forms of instruments are described as to their construction, uses and modes of employment, and there are innumerable hints on work and equipment such as the author, in his experience as surveyor, draughtsman, and teacher, has found necessary, and which the student in his inexperience will find most serviceable."—*Engineer*.

"The latest treatise in the English language on surveying, and we have no hesitation in saying that the student will find it a better guide than any of its predecessors. . . . Deserves to be recognised as the first book which should be put in the hands of a pupil of Civil Engineering, and every gentleman of education who sets out for the Colonies would find it well to have a copy."—*Architect*.

Survey Practice.

AID TO SURVEY PRACTICE, for Reference in Surveying, Levelling, and Setting-out; and in Route Surveys of Travellers by Land and Sea. With Tables, Illustrations, and Records. By LOWIS D'A. JACKSON, A.M.I.C.E., Author of "Hydraulic Manual," "Modern Metrology," &c. Second Edition, Enlarged. Large crown 8vo, 12s. 6d. cloth.

"Mr. Jackson has produced a valuable *vade-mecum* for the surveyor. We can recommend this book as containing an admirable supplement to the teaching of the accomplished surveyor."—*Athenaeum*.

"As a text-book we should advise all surveyors to place it in their libraries, and study well the matured instructions afforded in its pages."—*Colliery Guardian*.

"The author brings to his work a fortunate union of theory and practical experience which, aided by a clear and lucid style of writing, renders the book a very useful one."—*Builder*.

Surveying, Land and Marine.

LAND AND MARINE SURVEYING, in Reference to the Preparation of Plans for Roads and Railways; Canals, Rivers, Towns' Water Supplies; Docks and Harbours. With Description and Use of Surveying Instruments. By W. D. HASKOLL, C.E., Author of "Bridge and Viaduct Construction," &c. Second Edition, Revised, with Additions. Large cr. 8vo, 9s. cl.

"This book must prove of great value to the student. We have no hesitation in recommending it, feeling assured that it will more than repay a careful study."—*Mechanical World*.

"A most useful and well arranged book for the aid of a student. We can strongly recommend it as a carefully-written and valuable text-book. It enjoys a well-deserved repute among surveyors."—*Builder*.

"This volume cannot fail to prove of the utmost practical utility. It may be safely recommended to all students who aspire to become clean and expert surveyors."—*Mining Journal*.

Field-Book for Engineers.

THE ENGINEER'S, MINING SURVEYOR'S, AND CONTRACTOR'S FIELD-BOOK. Consisting of a Series of Tables, with Rules, Explanations of Systems, and use of Theodolite for Traverse Surveying and Plotting the Work with minute accuracy by means of Straight Edge and Set Square only; Levelling with the Theodolite, Casting-out and Reducing Levels to Datum, and Plotting Sections in the ordinary manner; setting-out Curves with the Theodolite by Tangential Angles and Multiples, with Right and Left-hand Readings of the Instrument: Setting-out Curves without Theodolite, on the System of Tangential Angles by sets of Tangents and Off-sets; and Earthwork Tables to 80 feet deep, calculated for every 6 inches in depth. By W. DAVIS HASKOLL, C.E. With numerous Woodcuts. Fourth Edition, Enlarged. Crown 8vo, 12s. cloth.

"The book is very handy; the separate tables of sines and tangents to every minute will make it useful for many other purposes, the genuine traverse tables existing all the same."—*Athenaeum*.

"Every person engaged in engineering field operations will estimate the importance of such a work and the amount of valuable time which will be saved by reference to a set of reliable tables prepared with the accuracy and fulness of those given in this volume."—*Railway News*.

Levelling.

A TREATISE ON THE PRINCIPLES AND PRACTICE OF LEVELLING. Showing its Application to purposes of Railway and Civil Engineering, in the Construction of Roads; with Mr. TELFORD'S Rules for the same. By FREDERICK W. SIMMS, F.G.S., M.Inst.C.E. Seventh Edition, with the addition of LAW'S Practical Examples for Setting-out Railway Curves, and TRAUTWINE'S Field Practice of Laying-out Circular Curves. With 7 Plates and numerous Woodcuts. 8vo, 8s. 6d. cloth. *.* TRAUTWINE on Curves may be had separate, 5s.

"The text-book on levelling in most of our engineering schools and colleges."—*Engineer*.

"The publishers have rendered a substantial service to the profession, especially to the younger members, by bringing out the present edition of Mr. Simms's useful work."—*Engineering*.

Trigonometrical Surveying.

AN OUTLINE OF THE METHOD OF CONDUCTING A TRIGONOMETRICAL SURVEY, for the Formation of Geographical and Topographical Maps and Plans, Military Reconnaissance, Levelling, &c., with Useful Problems, Formulæ, and Tables. By Lieut.-General FROME, R.E. Fourth Edition, Revised and partly Re-written by Major General Sir CHARLES WARREN, G.C.M.G., R.E. With 19 Plates and 115 Woodcuts. Royal 8vo, 16s. cloth.

"The simple fact that a fourth edition has been called for is the best testimony to its merits. No words of praise from us can strengthen the position so well and so steadily maintained by this work. Sir Charles Warren has revised the entire work, and made such additions as were necessary to bring every portion of the contents up to the present date."—*Broad Arrow*.

Field Fortification.

A TREATISE ON FIELD FORTIFICATION, THE ATTACK OF FORTRESSES, MILITARY MINING, AND RECONNOITRING. By Colonel I. S. MACAULAY, late Professor of Fortification in the R.M.A., Woolwich. Sixth Edition. Crown 8vo, with separate Atlas of 12 Plates, 12s. cloth.

Tunnelling.

PRACTICAL TUNNELLING. Explaining in detail the Setting-out of the works, Shaft-sinking and Heading-driving, Ranging the Lines and Levelling underground, Sub-Excavating, Timbering, and the Construction of the Brickwork of Tunnels, with the amount of Labour required for, and the Cost of, the various portions of the work. By FREDERICK W. SIMMS, F.G.S., M.Inst.C.E. Third Edition, Revised and Extended by D. KINNEAR CLARK, M.Inst.C.E. Imperial 8vo, with 21 Folding Plates and numerous Wood Engravings, 30s. cloth.

The estimation in which Mr. Simms's book on tunnelling has been held for over thirty years cannot be more truly expressed than in the words of the late Prof. Rankine:—"The best source of information on the subject of tunnels is Mr. F. W. Simms's work on Practical Tunnelling."—*Architect*.

"It has been regarded from the first as a text-book of the subject. . . . Mr. Clark has added immensely to the value of the book."—*Engineer*.

Tramways and their Working.

TRAMWAYS: THEIR CONSTRUCTION AND WORKING.

Embracing a Comprehensive History of the System; with an exhaustive Analysis of the various Modes of Traction, including Horse-Power, Steam, Compressed Air, Electric Traction, &c.; a Description of the Varieties of Rolling Stock; and ample Details of Cost and Working Expenses. New Edition, Thoroughly Revised, and Including the Progress recently made in Tramway Construction, &c. &c. By D. KINNEAR CLARK, M.Inst.C.E. With numerous Illustrations. In One Volume, 8vo. [In preparation.]

"All interested in tramways must refer to it, as all railway engineers have turned to the author's work 'Railway Machinery.'"—*Engineer*.

"An exhaustive and practical work on tramways, in which the history of this kind of locomotion, and a description and cost of the various modes of laying tramways, are to be found."—*Building News*.

"The best form of rails, the best mode of construction, and the best mechanical appliances are so fairly indicated in the work under review, that any engineer about to construct a tramway will be enabled at once to obtain the practical information which will be of most service to him."—*Athenæum*.

Curves, Tables for Setting-out.

TABLES OF TANGENTIAL ANGLES AND MULTIPLES for Setting-out Curves from 5 to 200 Radius. By ALEXANDER BEAZELEY, M.Inst.C.E. Fourth Edition. Printed on 48 Cards, and sold in a cloth box, waistcoat-pocket size, 3s. 6d.

"Each table is printed on a small card, which, being placed on the theodolite, leaves the hands free to manipulate the instrument—no small advantage as regards the rapidity of work."—*Engineer*.

"Very handy; a man may know that all his day's work must fall on two of these cards, which he puts into his own card-case, and leaves the rest behind."—*Athenæum*.

Earthwork.

EARTHWORK TABLES. Showing the Contents in Cubic Yards of Embankments, Cuttings, &c., of Heights or Depths up to an average of 80 feet. By JOSEPH BROADBENT, C.E., and FRANCIS CAMPIN, C.E. Crown 8vo, 5s. cloth.

"The way in which accuracy is attained, by a simple division of each cross section into three elements, two in which are constant and one variable, is ingenious."—*Athenæum*.

Heat, Expansion by.

EXPANSION OF STRUCTURES BY HEAT. By JOHN KEILY, C.E., late of the Indian Public Works and Victorian Railway Departments. Crown 8vo, 3s. 6d. cloth.

SUMMARY OF CONTENTS.

Section I. FORMULAS AND DATA.
 Section II. METAL BARS.
 Section III. SIMPLE FRAMES.
 Section IV. COMPLEX FRAMES AND PLATES.
 Section V. THERMAL CONDUCTIVITY.

Section VI. MECHANICAL FORCE OF HEAT.
 Section VII. WORK OF EXPANSION AND CONTRACTION.
 Section VIII. SUSPENSION BRIDGES.
 Section IX. MASONRY STRUCTURES.

"The aim the author has set before him, viz., to show the effects of heat upon metallic and other structures, is a laudable one, for this is a branch of physics upon which the engineer or architect can find but little reliable and comprehensive data in books."—*Builder*.

"Whoever is concerned to know the effect of changes of temperature on such structures as suspension bridges and the like, could not do better than consult Mr. Keily's valuable and handy exposition of the geometrical principles involved in these changes."—*Scotsman*.

Earthwork, Measurement of.

A MANUAL ON EARTHWORK. By ALEX. J. S. GRAHAM, C.E. With numerous Diagrams. Second Edition. 18mo, 2s. 6d. cloth.

"A great amount of practical information, very admirably arranged, and available for rough estimates, as well as for the more exact calculations required in the engineer's and contractor's offices."—*Artisan*.

Strains in Ironwork.

THE STRAINS ON STRUCTURES OF IRONWORK; with Practical Remarks on Iron Construction. By F. W. SHEILDS, M.Inst.C.E. Second Edition, with 5 Plates. Royal 8vo, 5s. cloth.

The student cannot find a better little book on this subject."—*Engineer*.

Cast Iron and other Metals, Strength of.

A PRACTICAL ESSAY ON THE STRENGTH OF CAST IRON AND OTHER METALS. By THOMAS TREGOLD, C.E. Fifth Edition, including HODGKINSON'S Experimental Researches. 8vo, 12s. cloth.

Oblique Arches.

A PRACTICAL TREATISE ON THE CONSTRUCTION OF OBLIQUE ARCHES. By JOHN HART. Third Edition, with Plates. Imperial 8vo, 8s. cloth.

Girders, Strength of.

GRAPHIC TABLE FOR FACILITATING THE COMPUTATION OF THE WEIGHTS OF WROUGHT IRON AND STEEL GIRDERS, etc., for Parliamentary and other Estimates. By J. H. WATSON BUCK, M.Inst.C.E. On a Sheet, 2s. 6d.

MARINE ENGINEERING, SHIPBUILDING, NAVIGATION, etc.

Pocket-Book for Naval Architects and Shipbuilders.

THE NAVAL ARCHITECT'S AND SHIPBUILDER'S POCKET-BOOK of *Formulae, Rules, and Tables, and MARINE ENGINEER'S AND SURVEYOR'S Handy Book of Reference.* By CLEMENT MACKROW, Member of the Institution of Naval Architects, Naval Draughtsman. Fifth Edition, Revised and Enlarged to 700 pages, with upwards of 300 Illustrations. Fcap., 12s. 6d. strongly bound in leather. [Just published.]

SUMMARY OF CONTENTS.

SIGNS AND SYMBOLS, DECIMAL FRACTIONS.—TRIGONOMETRY.—PRACTICAL GEOMETRY.—MENSURATION.—CENTRES AND MOMENTS OF FIGURES.—MOMENTS OF INERTIA AND RADII OF GYRATION.—ALGEBRAICAL EXPRESSIONS FOR SIMPSON'S RULES.—MECHANICAL PRINCIPLES.—CENTRE OF GRAVITY.—LAWS OF MOTION.—DISPLACEMENT, CENTRE OF BUOYANCY.—CENTRE OF GRAVITY OF SHIP'S HULL.—STABILITY CURVES AND METACENTRES.—SEA AND SHALLOW-WATER WAVES.—ROLLING OF SHIPS.—PULSION AND RESISTANCE OF VESSELS.—SPEED TRIALS.—SAILING, CENTRE OF EFFORT.—DISTANCES DOWN RIVERS, COAST LINES.—STEERING AND RUDERS OF VESSELS.—LAUNCHING CALCULATIONS AND VELOCITIES.—WEIGHT OF MATERIAL AND GEAR.—GUN PARTICULARS AND WEIGHT.—STANDARD GAUGES.—RIVETED JOINTS AND RIVETING.—STRENGTH AND TESTS OF MATERIALS.—BINDING AND SHEARING STRESSES, ETC.—STRENGTH OF SHAFTING, PILLARS, WHEELS, ETC.—HYDRAULIC DATA, ETC.—CONIC SECTIONS, CATENARIAN CURVES.—MECHANICAL POWERS, WORK.—BOARD OF TRADE REGULATIONS FOR BOILERS AND ENGINES.—BOARD OF TRADE REGULATIONS FOR SHIPS.—LLOYD'S RULES

FOR BOILERS.—LLOYD'S WEIGHT OF CHAINS.—LLOYD'S SCANTLINGS FOR SHIPS.—DATA OF ENGINES AND VESSELS.—SHIPS' FITTINGS AND TESTS.—SEASONING PRESERVING TIMBER.—MEASUREMENT OF TIMBER.—ALLOYS, PAINTS, VARNISHES.—DATA FOR STOWAGE.—ADMIRALTY TRANSPORT REGULATIONS.—RULES FOR HORSEPOWER, SCREW PROPELLERS, ETC.—PERCENTAGES FOR BUTT STRAPS, ETC.—PARTICULARS OF YACHTS.—MASTING AND RIGGING VESSELS.—DISTANCES OF FOREIGN PORTS.—TONNAGE TABLES.—VOCABULARY OF FRENCH AND ENGLISH TERMS.—ENGLISH WEIGHTS AND MEASURES.—FOREIGN WEIGHTS AND MEASURES.—DECIMAL EQUIVALENTS.—FOREIGN MONEY.—DISCOUNT AND WAGE TABLES.—USEFUL NUMBERS AND READY RECKONERS.—TABLES OF CIRCULAR MEASURES.—TABLES OF AREAS OF AND CIRCUMFERENCES OF CIRCLES.—TABLES OF AREAS OF SEGMENTS OF CIRCLES.—TABLES OF SQUARES AND CUBES AND ROOTS OF NUMBERS.—TABLES OF LOGARITHMS OF NUMBERS.—TABLES OF HYPERBOLIC LOGARITHMS.—TABLES OF NATURAL SINES, TANGENTS, ETC.—TABLES OF LOGARITHMIC SINES, TANGENTS, ETC.

"In these days of advanced knowledge a work like this is of the greatest value. It contains a vast amount of information. We unhesitatingly say that it is the most valuable compilation for its specific purpose that has ever been printed. No naval architect, engineer, surveyor, or seaman, wood or iron shipbuilder, can afford to be without this work."—*Nautical Magazine.*

"Should be used by all who are engaged in the construction or designs of vessels. . . . Will be found to contain the most useful tables and formulæ required by shipbuilders, carefully collected from the best authorities, and put together in a popular and simple form."—*Engineer.*

"The professional shipbuilder has now, in a convenient and accessible form, reliable data for solving many of the numerous problems that present themselves in the course of his work."—*Iron.*

Marine Engineering.

MARINE ENGINES AND STEAM VESSELS (*A Treatise on*). By ROBERT MURRAY, C.E. Eighth Edition, thoroughly Revised, with considerable Additions by the Author and by GEORGE CARLISLE, C.E., Senior Surveyor to the Board of Trade at Liverpool. 12mo, 5s. cloth boards.

"Well adapted to give the young steamship engineer or marine engine and boiler maker a general introduction into his practical work."—*Mechanical World.*

"We feel sure that this thoroughly revised edition will continue to be as popular in the future as it has been in the past, as, for its size, it contains more useful information than any similar treatise."—*Industries.*

Electric Lighting of Ships.

ELECTRIC SHIP-LIGHTING. By J. W. URQUHART, C.E. Crown 8vo, 7s. 6d. cloth. For full description, see p. 24.

Pocket-Book for Marine Engineers.

A POCKET-BOOK OF USEFUL TABLES AND FORMULÆ FOR MARINE ENGINEERS. By FRANK PROCTOR, A.I.N.A. Third Edition. Royal 32mo, leather, gilt edges, with strap, 4s.

"We recommend it to our readers as going far to supply a long-felt want."—*Naval Science*.

"A most useful companion to all marine engineers."—*United Service Gazette*.

Introduction to Marine Engineering.

ELEMENTARY ENGINEERING: A Manual for Young Marine Engineers and Apprentices. In the Form of Questions and Answers on Metals, Alloys, Strength of Materials, Construction and Management of Marine Engines and Boilers, Geometry, &c. &c. With an Appendix of Useful Tables. By JOHN SHERREN BREWER, Government Marine Surveyor, Hongkong. Second Edition, Revised. Small crown 8vo, 2s. cloth.

"Contains much valuable information for the class for whom it is intended, especially in the chapters on the management of boilers and engines."—*Nautical Magazine*.

"A useful introduction to the more elaborate text-books."—*Scotsman*.

"To a student who has the requisite desire and resolve to attain a thorough knowledge, Mr. Brewer offers decidedly useful help."—*Athenæum*.

Navigation.

PRACTICAL NAVIGATION. Consisting of THE SAILOR'S SEA-BOOK, by JAMES GREENWOOD and W. H. ROSSER; together with the requisite Mathematical and Nautical Tables for the Working of the Problems, by HENRY LAW, C.E., and Professor J. R. YOUNG. Illustrated, 12mo, 7s. strongly half-bound.

Drawing for Marine Engineers.

LOCKIE'S MARINE ENGINEER'S DRAWING-BOOK. Adapted to the Requirements of the Board of Trade Examinations. By JOHN LOCKIE, C.E. With 22 Plates, Drawn to Scale. Royal 3vo, 3s. 6d. cloth.

[Just published.]

"The student who learns from these drawings will have nothing to unlearn."—*Engineer*.

"The examples chosen are essentially practical, and are such as should prove of service to engineers generally, while admirably fulfilling their specific purpose."—*Mechanical World*.

Sailmaking.

THE ART AND SCIENCE OF SAILMAKING. By SAMUEL B. SADLER, Practical Sailmaker, late in the employment of Messrs. Ratsey and Laphorne, of Cowes and Gosport. With Plates and other Illustrations. Small 4to, 12s. 6d. cloth.

[Just published.]

SUMMARY OF CONTENTS.

CHAP. I. THE MATERIALS USED AND THEIR RELATION TO SAILS.—II. ON THE CENTRE OF EFFORT.—III. ON MEASURING.—IV. ON DRAWING.—V. ON THE NUMBER OF CLOTHS REQUIRED.

—VI. ON ALLOWANCES.—VII. CALCULATION OF GORES.—VIII. ON CUTTING OUT.—IX. ON ROPING.—X. ON DIAGONAL-CUT SAILS.—XI. CONCLUDING REMARKS.

"This work is very ably written, and is illustrated by diagrams and carefully-worked calculations. The work should be in the hands of every sailmaker, whether employer or employed, as it cannot fail to assist them in the pursuit of their important avocations."—*Isle of Wight Herald*.

"This extremely practical work gives a complete education in all the branches of the manufacture, cutting out, roping, seaming, and goring. It is copiously illustrated, and will form a first-rate text-book and guide."—*Portsmouth Times*.

"The author of this work has rendered a distinct service to all interested in the art of sailmaking. The subject of which he treats is a congenial one. Mr. Sadler is a practical sailmaker, and has devoted years of careful observation and study to the subject; and the results of the experience thus gained he has set forth in the volume before us."—*Steamship*.

Chain Cables.

CHAIN CABLES AND CHAINS. Comprising Sizes and Curves of Links, Studs, &c., Iron for Cables and Chains, Chain Cable and Chain Making, Forming and Welding Links, Strength of Cables and Chains, Certificates for Cables, Marking Cables, Prices of Chain Cables and Chains, Historical Notes, Acts of Parliament, Statutory Tests, Charges for Testing, List of Manufacturers of Cables, &c. &c. By THOMAS W. TRAILL, F.E.R.N., M.Inst. C.E., Engineer Surveyor in Chief, Board of Trade, Inspector of Chain Cable and Anchor Proving Establishments, and General Superintendent, Lloyd's Committee on Proving Establishments. With numerous Tables, Illustrations and Lithographic Drawings. Folio, £2 2s. cloth, bevelled boards.

"It contains a vast amount of valuable information. Nothing seems to be wanting to make it a complete and standard work of reference on the subject."—*Nautical Magazine*.

MINING AND METALLURGY.

Metalliferous Mining in the United Kingdom.

BRITISH MINING: A Treatise on the History, Discovery, Practical Development, and Future Prospects of Metalliferous Mines in the United Kingdom. By ROBERT HUNT, F.R.S., Keeper of Mining Records; Editor of "Ure's Dictionary of Arts, Manufactures, and Mines," &c. Upwards of 950 pp., with 230 Illustrations. Second Edition, Revised. Super-royal 8vo, £2 2s. cloth.

"One of the most valuable works of reference of modern times. Mr. Hunt, as keeper of mining records of the United Kingdom, has had opportunities for such a task not enjoyed by anyone else, and has evidently made the most of them. . . . The language and style adopted are good, and the treatment of the various subjects laborious, conscientious, and scientific."—*Engineering*.

"The book is, in fact, a treasure-house of statistical information on mining subjects, and we know of no other work embodying so great a mass of matter of this kind. Were this the only merit of Mr. Hunt's volume, it would be sufficient to render it indispensable in the library of everyone interested in the development of the mining and metallurgical industries of this country."—*Athenæum*.

"A mass of information not elsewhere available, and of the greatest value to those who may be interested in our great mineral industries."—*Engineer*.

Metalliferous Minerals and Mining.

A TREATISE ON METALLIFEROUS MINERALS AND MINING. By D. C. DAVIES, F.G.S., Mining Engineer, &c., Author of "A Treatise on Slate and Slate Quarrying." Fifth Edition, thoroughly Revised and much Enlarged, by his Son, E. HENRY DAVIES, M.E., F.G.S. With about 150 Illustrations. Crown 8vo, 12s. 6d. cloth. [Just published.]

"Neither the practical miner nor the general reader interested in mines can have a better book for his companion and his guide."—*Mining Journal*. [Mining World.]

"We are doing our readers a service in calling their attention to this valuable work."—

"A book that will not only be useful to the geologist, the practical miner, and the metallurgist but also very interesting to the general public."—*Iron*.

"As a history of the present state of mining throughout the world this book has a real value, and it supplies an actual want."—*Athenæum*.

Earthy Minerals and Mining.

A TREATISE ON EARTHY & OTHER MINERALS AND MINING. By D. C. DAVIES, F.G.S., Author of "Metalliferous Minerals," &c. Third Edition, Revised and Enlarged, by his Son, E. HENRY DAVIES, M.E., F.G.S. With about 100 Illusts. Cr. 8vo, 12s. 6d. cl. [Just published.]

"We do not remember to have met with any English work on mining matters that contains the same amount of information packed in equally convenient form."—*Academy*.

"We should be inclined to rank it as among the very best of the handy technical and trades manuals which have recently appeared."—*British Quarterly Review*.

Mining Machinery.

MACHINERY FOR METALLIFEROUS MINES, including Motive Power, Haulage, Transport, and Electricity as applied to Mining. By E. HENRY DAVIES, M.E., F.G.S., &c. &c. [In preparation.]

Underground Pumping Machinery.

MINE DRAINAGE. Being a Complete and Practical Treatise on Direct-Acting Underground Steam Pumping Machinery, with a Description of a large number of the best known Engines, their General Utility and the Special Sphere of their Action, the Mode of their Application, and their merits compared with other forms of Pumping Machinery. By STEPHEN MICHELL. 8vo, 15s. cloth.

"Will be highly esteemed by colliery owners and lessees, mining engineers, and students generally who require to be acquainted with the best means of securing the drainage of mines. It is a most valuable work, and stands almost alone in the literature of steam pumping machinery."—*Colliery Guardian*.

"Much valuable information is given, so that the book is thoroughly worthy of an extensive circulation amongst practical men and purchasers of machinery."—*Mining Journal*.

Mining Tools.

A MANUAL OF MINING TOOLS. For the Use of Mine Managers, Agents, Students, &c. By WILLIAM MORGANS, Lecturer on Practical Mining at the Bristol School of Mines. 12mo, 2s. 6d. cloth limp.

ATLAS OF ENGRAVINGS to illustrate the above, containing 235 Illustrations of Mining Tools, drawn to scale. 4to, 4s. 6d. cloth.

"Students in the science of mining, and overmen, captains, managers, and viewers may gain practical knowledge and useful hints by the study of Mr. Morgans' manual."—*Colliery Guardian*.

"A valuable work, which will tend materially to improve our mining literature."—*Mining Journal*.

Prospecting for Gold and other Metals.

THE PROSPECTOR'S HANDBOOK: A Guide for the Prospector and Traveller in Search of Metal-Bearing or other Valuable Minerals. By J. W. ANDERSON, M.A. (Camb.), F.R.G.S., Author of "Fiji and New Caledonia." Fifth Edition, thoroughly Revised and Enlarged. Small crown 8vo, 3s. 6d. cloth.

"Will supply a much felt want, especially among Colonists, in whose way are so often thrown many mineralogical specimens the value of which it is difficult to determine."—*Engineer*.

"How to find commercial minerals, and how to identify them when they are found, are the leading points to which attention is directed. The author has managed to pack as much practical detail into his pages as would supply material for a book three times its size."—*Mining Journal*.

Mining Notes and Formulæ.

NOTES AND FORMULÆ FOR MINING STUDENTS. By JOHN HERMAN MERIVALE, M.A., Certificated Colliery Manager, Professor of Mining in the Durham College of Science, Newcastle-upon-Tyne. Third Edition, Revised and Enlarged. Small crown 8vo, 2s. 6d. cloth.

"Invaluable to anyone who is working up for an examination on mining subjects."—*Iron and Coal Trades Review*.

"The author has done his work in an exceedingly creditable manner, and has produced a book that will be of service to students, and those who are practically engaged in mining operations."—*Engineer*.

"A vast amount of technical matter of the utmost value to mining engineers, and of considerable interest to students."—*Schoolmaster*.

Miners' and Metallurgists' Pocket-Book.

A POCKET-BOOK FOR MINERS AND METALLURGISTS. Comprising Rules, Formulæ, Tables, and Notes, for Use in Field and Office Work. By F. DANVERS POWER, F.G.S., M.E. Fcap. 8vo, 9s. leather, gilt edges.]*Just published.*

"The book seems to contain an immense amount of useful information in a small space, and no doubt will prove to be a valuable and handy book for mining engineers."—C. LE NEVE FOSTER, Esq.

"Miners and metallurgists will find in this work a useful *vade-mecum* containing a mass of rules, formulæ, tables, and various other information, the necessity for reference to which occurs in their daily duties."—*Iron*.

"A marvellous compendium which every miner who desires to do work rapidly and well should hasten to buy."—*Redruth Times*.

"Mr. Power has succeeded in producing a pocket-book which certainly deserves to become the engineer's *vade-mecum*."—*Mechanical World*.

Mineral Surveying and Valuing.

THE MINERAL SURVEYOR AND VALUER'S COMPLETE GUIDE, comprising a Treatise on Improved Mining Surveying and the Valuation of Mining Properties, with New Traverse Tables. By WM. LINTERN, Mining and Civil Engineer. Third Edition, with an Appendix on "Magnetic and Angular Surveying," with Records of the Peculiarities of Needle Disturbances. With Four Plates of Diagrams, Plans, &c. 12mo, 4s. cloth.

"Mr. Lintern's book forms a valuable and thoroughly trustworthy guide."—*Iron and Coal Trades Review*.

"This new edition must be of the highest value to colliery surveyors, proprietors, and managers."—*Colliery Guardian*.

Asbestos and its Uses.

ASBESTOS: Its Properties, Occurrence, and Uses. With some Account of the Mines of Italy and Canada. By ROBERT H. JONES. With Eight Collotype Plates and other Illustrations. Crown 8vo, 12s. 6d. cloth.

"An interesting and invaluable work."—*Colliery Guardian*.

"A valuable addition to the architect's and engineer's library."—*Building News*.

Explosives.

A HANDBOOK ON MODERN EXPLOSIVES. Being a Practical Treatise on the Manufacture and Application of Dynamite, Gun-Cotton, Nitro-Glycerine, and other Explosive Compounds. Including the Manufacture of Collodion-Cotton. By M. ESSLER, Mining Engineer and Metallurgical Chemist, Author of "The Metallurgy of Gold," "The Metallurgy of Silver," &c. With about 100 Illusts. Crown 8vo, 10s. 6d. cloth.

"Useful not only to the miner, but also to officers of both services to whom blasting and the use of explosives generally may at any time become a necessary auxiliary."—*Nature*.

"A veritable mine of information on the subject of explosives employed for military, mining and blasting purposes."—*Army and Navy Gazette*.

"The book is clearly written. Taken as a whole, we consider it an excellent little book and one that should be found of great service to miners and others who are engaged in work requiring the use of explosives."—*Athenæum*.

Colliery Management.

THE COLLIERY MANAGER'S HANDBOOK; A Comprehensive Treatise on the Laying-out and Working of Collieries, Designed as a Book of Reference for Colliery Managers, and for the Use of Coal-Mining Students preparing for First-class Certificates. By CALEB PAMELY, Mining Engineer and Surveyor; Member of the North of England Institute of Mining and Mechanical Engineers; and Member of the South Wales Institute of Mining Engineers. With nearly 500 Plans, Diagrams, and other Illustrations. Medium 8vo, about 600 pages. Price £1 5s. strongly bound.

SUMMARY OF CONTENTS.

GEOLOGY.—SEARCH FOR COAL.—SHAFT SINKING.—FITTING UP THE SHAFT AND SURFACE ARRANGEMENTS.—STEAM BOILERS AND THEIR FITTINGS.—TIMBERING AND WALLING.—NARROW WORK AND METHODS OF WORKING.—UNDERGROUND CONVEYANCE.—DRAINAGE.—THE GASES MET WITH IN MINES; VENTILATION.—ON

THE FRICTION OF AIR IN MINES.—SURVEYING AND PLANNING.—SAFETY LAMPS AND FIRE-DAMP DETECTORS.—SUNDRY AND INCIDENTAL OPERATIONS AND APPLIANCES.—MISCELLANEOUS QUESTIONS AND ANSWERS.

Appendix: SUMMARY OF REPORT OF H.M. COMMISSIONERS ON ACCIDENTS IN MINES.

. OPINIONS OF THE PRESS.

"Mr. Pameley has not only given us a comprehensive reference book of a very high order, suitable to the requirements of mining engineers and colliery managers, but at the same time has provided mining students with a class-book that is as interesting as it is instructive."—*Colliery Manager*.

"Mr. Pameley's work is eminently suited to the purpose for which it is intended—being clear, interesting, exhaustive, rich in detail, and up to date, giving descriptions of the very latest machines in every department. . . . A mining engineer could scarcely go wrong who followed this work."—*Colliery Guardian*.

"This is the most complete 'all round' work on coal-mining published in the English language. . . . No library of coal-mining books is complete without it."—*Colliery Engineer* (Scranton, Pa., U.S.A.).

"Mr. Pameley's work is in all respects worthy of our admiration. No person in any responsible position connected with mines should be without a copy."—*Westminster Review*.

Coal and Iron.

THE COAL AND IRON INDUSTRIES OF THE UNITED KINGDOM. Comprising a Description of the Coal Fields, and of the Principal Seams of Coal, with Returns of their Produce and its Distribution, and Analyses of Special Varieties. Also an Account of the occurrence of Iron Ores in Veins or Seams; Analyses of each Variety; and a History of the Rise and Progress of Pig Iron Manufacture. By RICHARD MEADE, Assistant Keeper of Mining Records. With Maps. 8vo, £1 8s. cloth.

"The book is one which must find a place on the shelves of all interested in coal and iron production, and in the iron, steel, and other metallurgical industries."—*Engineer*.

"Of this book we may unreservedly say that it is the best of its class which we have ever met. . . . A book of reference which no one engaged in the iron or coal trades should omit from his library."—*Iron and Coal Trades Review*.

Coal Mining.

COAL AND COAL MINING: A Rudimentary Treatise on. By the late Sir WARINGTON W. SMYTH, M.A., F.R.S., &c., Chief Inspector of the Mines of the Crown. Seventh Edition, Revised and Enlarged. With numerous Illustrations. 12mo, 4s. cloth boards.

"As an outline is given of every known coal-field in this and other countries, as well as of the principal methods of working, the book will doubtless interest a very large number of readers."—*Mining Journal*.

Subterraneous Surveying.

SUBTERRANEAN SURVEYING, Elementary and Practical Treatise on, with and without the Magnetic Needle. By THOMAS FENWICK, Surveyor of Mines, and THOMAS BAKER, C.E. Illust. 12mo, 3s. cloth boards.

Granite Quarrying.

GRANITES AND OUR GRANITE INDUSTRIES. By GEORGE F. HARRIS, F.G.S., Membre de la Société Belge de Géologie, Lecturer on Economic Geology at the Birkbeck Institution, &c. With Illustrations. Crown 8vo, 2s. 6d. cloth.

"A clearly and well-written manual for persons engaged or interested in the granite industry."—*Scotsman*.

"An interesting work, which will be deservedly esteemed."—*Colliery Guardian*.

"An exceedingly interesting and valuable monograph on a subject which has hitherto received unaccountably little attention in the shape of systematic literary treatment."—*Scottish Leader*.

Gold, Metallurgy of.

THE METALLURGY OF GOLD: A Practical Treatise on the Metallurgical Treatment of Gold-bearing Ores. Including the Processes of Concentration and Chlorination, and the Assaying, Melting, and Refining of Gold. By M. EISSLER, Mining Engineer and Metallurgical Chemist, formerly Assistant Assayer of the U. S. Mint, San Francisco. Third Edition, Revised and greatly Enlarged. With 187 Illustrations. Crown 8vo, 12s. 6d. cloth.

"This book thoroughly deserves its title of a 'Practical Treatise.' The whole process of gold milling, from the breaking of the quartz to the assay of the bullion, is described in clear and orderly narrative and with much, but not too much, fulness of detail."—*Saturday Review*.

"The work is a storehouse of information and valuable data, and we strongly recommend it to all professional men engaged in the gold-mining industry."—*Mining Journal*.

Silver, Metallurgy of.

THE METALLURGY OF SILVER: A Practical Treatise on the Amalgamation, Roasting, and Lixivation of Silver Ores. Including the Assaying, Melting and Refining, of Silver Bullion. By M. EISSLER, Author of "The Metallurgy of Gold," &c. Second Edition, Enlarged. With 150 Illustrations. Crown 8vo, 10s. 6d. cloth.

"A practical treatise, and a technical work which we are convinced will supply a long-felt want amongst practical men, and at the same time be of value to students and others indirectly connected with the industries."—*Mining Journal*.

"From first to last the book is thoroughly sound and reliable."—*Colliery Guardian*.

"For chemists, practical miners, assayers, and investors alike, we do not know of any work on the subject so handy and yet so comprehensive."—*Glasgow Herald*.

Lead, Metallurgy of.

THE METALLURGY OF ARGENTIFEROUS LEAD: A Practical Treatise on the Smelting of Silver-Lead Ores and the Refining of Lead Bullion. Including Reports on various Smelting Establishments and Descriptions of Modern Smelting Furnaces and Plants in Europe and America. By M. EISSLER, M.E., Author of "The Metallurgy of Gold," &c. Crown 8vo, 400 pp., with 183 Illustrations, 12s. 6d. cloth.

"This is a very good book."—*Colliery Guardian*.

"The numerous metallurgical processes, which are fully and extensively treated of, embrace all the stages experienced in the passage of the lead from the various natural states to its issue from the refinery as an article of commerce."—*Practical Engineer*.

"The present volume fully maintains the reputation of the author. Those who wish to obtain a thorough insight into the present state of this industry cannot do better than read this volume, and all mining engineers cannot fail to find many useful hints and suggestions in it."—*Industries*.

"It is most carefully written and illustrated with capital drawings and diagrams. In fact, it is the work of an expert for experts, by whom it will be prized as an indispensable text-book."—*Bristol Mercury*.

Iron, Metallurgy of.

METALLURGY OF IRON. Containing History of Iron Manufacture, Methods of Assay, and Analyses of Iron Ores, Processes of Manufacture of Iron and Steel, &c. By H. BAUERMAN, F.G.S. A.R.S.M. With numerous Illustrations. Sixth Edition, Revised and Enlarged. 12mo, 5s. 6d. cloth.

"Carefully written, it has the merit of brevity and conciseness, as to less important points, while all material matters are very fully and thoroughly entered into."—*Standard*.

Iron Mining.

THE IRON ORES OF GREAT BRITAIN AND IRELAND: Their Mode of Occurrence, Age, and Origin, and the Methods of Searching for and Working them, with a Notice of some of the Iron Ores of Spain. By J. D. KENDALL, F.G.S., M.E. Crown 8vo, with Illusts., 16s. cloth.

[Nearly ready.]

SUMMARY OF CONTENTS,

THE EARLY WORKING OF IRON ORE. — THE HAEMATITE DEPOSITS OF WEST CUMBERLAND AND FURNESS. — THE IRON ORES OF CORNWALL, DEVON, AND WEST SOMERSET. — THE LIMONITE OF THE FOREST OF DEAN AND SOUTH WALES. — THE SIDERITE AND LIMONITE OF ALSTON AND WEARDALE. THE ARGILLACEOUS IRONSTONES OF THE CARBONIFEROUS ROCKS. — THE

IRON ORES OF THE SECONDARY ROCKS. — THE IRON ORES OF ANTRIM. — SOME OF THE IRON ORES OF SPAIN. — THE AGE AND ORIGIN OF IRON ORE DEPOSITS. — SEARCHING FOR AND WORKING IRON ORES. — WORKING COSTS AND SELLING PRICES. — RENTS, ROYALTIES, WAY-LEAVES, &c. — EPITOMES OF LEASES, &c. &c.

ELECTRICITY, ELECTRICAL ENGINEERING, etc.

Electrical Engineering.

THE ELECTRICAL ENGINEER'S POCKET-BOOK OF MODERN RULES, FORMULÆ, TABLES, AND DATA. By H. R. KEMPE, M.Inst.E.E., A.M.Inst.C.E., Technical Officer, Postal Telegraphs, Author of "A Handbook of Electrical Testing," &c. Second Edition, thoroughly Revised, with Additions. With numerous Illustrations. Royal 32mo, oblong, 5s. leather. [Just published.

"There is very little in the shape of formulæ or data which the electrician is likely to want in a hurry which cannot be found in its pages."—*Practical Engineer.*

"A very useful book of reference for daily use in practical electrical engineering and its various applications to the industries of the present day."—*Iron.*

"It is the best book of its kind."—*Electrical Engineer.*

"Well arranged and compact. The 'Electrical Engineer's Pocket-Book' is a good one."—*Electrician.*

"Strongly recommended to those engaged in the various electrical industries."—*Electrical Review.*

Electric Lighting.

ELECTRIC LIGHT FITTING: A Handbook for Working Electrical Engineers, embodying Practical Notes on Installation Management. By JOHN W. URQUHART, Electrician, Author of "Electric Light," &c. With numerous Illustrations. Crown 8vo, 5s. cloth.

"This volume deals with what may be termed the mechanics of electric lighting, and is addressed to men who are already engaged in the work or are training for it. The work traverses a great deal of ground, and may be read as a sequel to the same author's useful work on 'Electric Light.'"—*Electrician.*

"This is an attempt to state in the simplest language the precautions which should be adopted in installing the electric light; and to give information, for the guidance of those who have to run the plant when installed. The book is well worth the perusal of the workmen for whom it is written."—*Electrical Review.*

"We have read this book with a good deal of pleasure. We believe that the book will be of use to practical workmen, who will not be alarmed by finding mathematical formulæ which they are unable to understand."—*Electrical Plant.*

"Eminently practical and useful. . . . Ought to be in the hands of everyone in charge of an electric light plant."—*Electrical Engineer.*

"Altogether Mr. Urquhart has succeeded in producing a really capital book, which we have no hesitation in recommending to the notice of working electricians and electrical engineers."—*Mechanical World.*

Electric Light.

ELECTRIC LIGHT: Its Production and Use. Embodying Plain Directions for the Treatment of Dynamo-Electric Machines, Batteries, Accumulators, and Electric Lamps. By J. W. URQUHART, C.E., Author of "Electric Light Fitting," "Electroplating," &c. Fifth Edition, carefully Revised, with Large Additions and 145 Illustrations. Crown 8vo, 7s. 6d. cloth. [Just published.

"The whole ground of electric lighting is more or less covered and explained in a very clear and concise manner."—*Electrical Review.*

"Contains a good deal of very interesting information, especially in the parts where the author gives dimensions and working costs."—*Electrical Engineer.*

"A miniature *vade-mecum* of the salient facts connected with the science of electric lighting."—*Electrician.*

"You cannot for your purpose have a better book than 'Electric Light,' by Urquhart."—*Engineer.*

"The book is by far the best that we have yet met with on the subject."—*Athenæum.*

Construction of Dynamos.

DYNAMO CONSTRUCTION: A Practical Handbook for the Use of Engineer Constructors and Electricians-in-Charge. Embracing Framework Building, Field Magnet and Armature Winding and Grouping, Compounding, &c. With Examples of leading English, American, and Continental Dynamos and Motors. By J. W. URQUHART, Author of "Electric Light," "Electric Light Fitting," &c. With upwards of 100 Illustrations. Crown 8vo, 7s. 6d. cloth. [Just published.

"Mr. Urquhart's book is the first one which deals with these matters in such a way that the engineering student can understand them. The book is very readable, and the author leads his readers up to difficult subjects by reasonably simple tests."—*Engineering Review.*

"The author deals with his subject in a style so popular as to make his volume a handbook of great practical value to engineer constructors and electricians in charge of lighting installations."—*Scotsman.*

"'Dynamo Construction' more than sustains the high character of the author's previous publications. It is sure to be widely read by the large and rapidly increasing number of practical electricians."—*Glasgow Herald.*

"A book for which a demand has long existed."—*Mechanical World.*

Electric Lighting of Ships.

ELECTRIC SHIP-LIGHTING : A Handbook on the Practical Fitting and Running of Ship's Electrical Plant. For the Use of Shipowners and Builders, Marine Electricians, and Sea-going Engineers in Charge. By J. W. URQUHART, C.E., Author of "Electric Light," &c. With numerous Illustrations. Crown 8vo, 7s. 6d. cloth. [Just published.

"The subject of ship electric lighting is one of vast importance in these days, and Mr. Urquhart is to be highly complimented for placing such a valuable work at the service of the practical marine electrician."—*The Steamship*.

"Distinctly a book which of its kind stands almost alone, and for which there should be a demand."—*Electrical Review*.

Electric Lighting.

THE ELEMENTARY PRINCIPLES OF ELECTRIC LIGHTING. By ALAN A. CAMPBELL SWINTON, Associate I.E.E. Second Edition, Enlarged and Revised. With 16 Illustrations. Crown 8vo, 1s. 6d. cloth.

"Anyone who desires a short and thoroughly clear exposition of the elementary principles of electric-lighting cannot do better than read this little work."—*Bradford Observer*.

Dynamic Electricity.

THE ELEMENTS OF DYNAMIC ELECTRICITY AND MAGNETISM. By PHILIP ATKINSON, A.M., Ph.D., Author of "Elements of Static Electricity," "The Elements of Electric Lighting," &c. &c. Crown 8vo, 417 pp., with 120 Illustrations, 10s. 6d. cloth.

Dynamo Construction.

HOW TO MAKE A DYNAMO : A Practical Treatise for Amateurs. Containing numerous Illustrations and Detailed Instructions for Constructing a Small Dynamo, to Produce the Electric Light. By ALFRED CROFTS. Fourth Edition, Revised and Enlarged. Crown 8vo, 2s. cloth. [Just published.

"The instructions given in this unpretentious little book are sufficiently clear and explicit to enable any amateur mechanic possessed of average skill and the usual tools to be found in an amateur's workshop, to build a practical dynamo machine."—*Electrician*.

Text Book of Electricity.

THE STUDENT'S TEXT-BOOK OF ELECTRICITY. By HENRY M. NOAD, Ph.D., F.R.S. New Edition, carefully Revised. With Introduction and Additional Chapters, by W. H. PREECE, M.I.C.E., Vice-President of Society of Telegraph Engineers, &c. With 470 Illustrations. Crown 8vo, 12s. 6d. cloth.

"We can recommend Dr. Noad's book for clear style, great range of subject, a good index, and a plethora of woodcuts. Such collections as the present are indispensable."—*Athenæum*.

"An admirable text-book for every student—beginner or advanced—of electricity."—*Engineering*.

Electricity.

A MANUAL OF ELECTRICITY : Including Galvanism, Magnetism, Dia-Magnetism, Electro-Dynamics, Magneto-Electricity, and the Electric Telegraph. By HENRY M. NOAD, Ph.D., F.R.S., F.C.S. Fourth Edition. With 500 Woodcuts. 8vo, £1 4s. cloth.

** This is the original work of Dr. Noad (published in 1859) upon which the STUDENT'S TEXT-BOOK (see above) may be said to be founded. Very few copies of it are left.

A New Dictionary of Electricity.

THE STANDARD ELECTRICAL DICTIONARY. A Popular Dictionary of Words and Terms Used in the Practice of Electric Engineering. By T. O'CONNOR SLOANE, A.M., Ph.D., Author of "The Arithmetic of Electricity," &c. Cr. 8vo, 630 pp., 350 Illusts., 12s. 6d. cl. [Just published.

NOTE.—The purpose of this work is to present the public with a concise and practical book of reference. . . . Each title or subject is defined once in the text, and where a title is synonymous with one or more others the definition is given under one title, and the others appear at the foot of the article as synonyms. The work comprises upwards of 3,000 definitions, and will be found indispensable by all who are interested in electrical science and desire to keep abreast with the progress of the times.

An encyclopædia of electrical science in the compass of a dictionary. The information given is sound and clear. The book is well printed, well illustrated, and well up to date, and may be confidently recommended."—*Builder*.

ARCHITECTURE, BUILDING, etc.

Sir Wm. Chambers's Treatise on Civil Architecture.

THE DECORATIVE PART OF CIVIL ARCHITECTURE.

By Sir WILLIAM CHAMBERS, F.R.S. With Portrait, Illustrations, Notes, and an Examination of Grecian Architecture, by JOSEPH GWILT, F.S.A. Revised and Edited by W. H. LEEDS, with a Memoir of the Author. 66 Plates, 4to, 21s. cloth.

Mechanics for Architects.

THE MECHANICS OF ARCHITECTURE: A Treatise on Applied Mechanics, especially Adapted to the Use of Architects. By E. W. TARN, M.A., Author of "The Science of Building," &c. Illustrated with 125 Diagrams. Crown 8vo, 7s. 6d. cloth. [Just published.]

SUMMARY OF CONTENTS.

CHAP. I. FORCES IN EQUILIBRIUM.—
II. MOMENTS OF FORCES.—III. CENTRE
OF GRAVITY.—IV. RESISTANCE OF MA-
TERIALS TO STRESS.—V. DEFLECTION
OF BEAMS.—VI. STRENGTH OF PIL-
LARS.—VII. ROOFS, TRUSSES.—VIII.

ARCHES.—IX. DOMES, SPIRES.—X.
BUTTRESSES, SHORING, RETAINING
WALLS, FOUNDATIONS.—XI. EFFECT
OF WIND ON BUILDINGS.—XII. MIS-
CELLANEOUS EXAMPLES AND SOLU-
TIONS.

Villa Architecture.

A HANDY BOOK OF VILLA ARCHITECTURE: Being a Series of Designs for Villa Residences in various Styles. With Outline Specifications and Estimates. By C. WICKES, Architect, Author of "The Spires and Towers of England," &c. 61 Plates, 4to, £1 11s. 6d. half-morocco, gilt edges.

"The whole of the designs bear evidence of their being the work of an artistic architect, and they will prove very valuable and suggestive."—*Building News*.

Text-Book for Architects.

THE ARCHITECT'S GUIDE: Being a Text-Book of Useful Information for Architects, Engineers, Surveyors, Contractors, Clerks of Works, &c. &c. By FREDERICK ROGERS, Architect, Author of "Specifications for Practical Architecture," &c. Second Edition, Revised and Enlarged. With numerous Illustrations. Crown 8vo, 6s. cloth.

"As a text-book of useful information for architects, engineers, surveyors, &c., it would be hard to find a handier or more complete little volume."—*Standard*.

Taylor and Cresy's Rome.

THE ARCHITECTURAL ANTIQUITIES OF ROME. By the late G. L. TAYLOR, Esq., F.R.I.B.A., and EDWARD CRESY, Esq. New Edition, thoroughly Revised by the Rev. ALEXANDER TAYLOR, M.A. (SON OF the late G. L. Taylor, Esq.), Fellow of Queen's College, Oxford, and Chaplain of Gray's Inn. Large folio, with 130 Plates, £3 3s. half-bound.

"Taylor and Cresy's work has from its first publication been ranked among those professional books which cannot be bettered. . . . It would be difficult to find examples of drawings, even among those of the most painstaking students of Gothic, more thoroughly worked out than are the one hundred and thirty plates in this volume."—*Architect*.

Linear Perspective.

ARCHITECTURAL PERSPECTIVE: The whole Course and Operations of the Draughtsman in Drawing a Large House in Linear Perspective. Illustrated by 39 Folding Plates. By F. O. FERGUSON. Demy 8vo, 3s. 6d. boards. [Just published.]

"In a series of graphic illustrations of the actual processes the author shows the practical part of the art. It is all so easy and so clear that a child could follow him, and generations of students yet unborn will bless the name of Ferguson. . . . It is the most intelligible of the treatises on this ill-treated subject that I have met with."—E. INGRESS BELL, Esq., in the *R.I.B.A. Journal*.

Architectural Drawing.

PRACTICAL RULES ON DRAWING, for the Operative Builder and Young Student in Architecture. By GEORGE PYNE. With 14 Plates, 4to, 7s. 6d. boards.

Vitruvius' Architecture.

THE ARCHITECTURE of MARCUS VITRUVIUS POLLIO. Translated by JOSEPH GWILT, F.S.A., F.R.A.S. New Edition, Revised by the Translator. With 23 Plates. Fcap. 8vo, 5s. cloth.

The New Builder's Price Book, 1893.

LOCKWOOD'S BUILDER'S PRICE BOOK FOR 1893. A Comprehensive Handbook of the Latest Prices and Data for Builders, Architects, Engineers, and Contractors. *Re-constructed, Re-written, and Greatly Enlarged.* By FRANCIS T. W. MILLER. 640 closely-printed pages, crown 8vo, 4s. cloth.

* * * OPINIONS OF THE PRESS.

"This book is a very useful one, and should find a place in every English office connected with the building and engineering professions."—*Industries.*

"This Price Book has been set up in new type. . . . Advantage has been taken of the transformation to add much additional information, and the volume is now an excellent book of reference."—*Architect.*

"In its new and revised form this Price Book is what a work of this kind should be—comprehensive, reliable, well arranged, legible, and well bound."—*British Architect.*

"A work of established reputation."—*Athenæum.*

Designing, Measuring, and Valuing.

THE STUDENT'S GUIDE to the PRACTICE of MEASURING AND VALUING ARTIFICERS' WORK. Containing Directions for taking Dimensions, Abstracting the same, and bringing the Quantities into Bill, with Tables of Constants for Valuation of Labour, and for the Calculation of Areas and Solidities. Originally edited by EDWARD DOBSON, Architect. With Additions on Mensuration and Construction, and a New Chapter on Dilapidations, Repairs, and Contracts, by E. WYNDHAM TARN, M.A. Sixth Edition, including a Complete Form of a Bill of Quantities. With 8 Plates and 63 Woodcuts. Crown 8vo, 7s. 6d. cloth.

"Well fulfils the promise of its title-page, and we can thoroughly recommend it to the class for whose use it has been compiled. Mr. Tarn's additions and revisions have much increased the usefulness of the work, and have especially augmented its value to students."—*Engineering.*

"This edition will be found the most complete treatise on the principles of measuring and valuing artificers' work that has yet been published."—*Building News.*

Pocket Estimator and Technical Guide.

THE POCKET TECHNICAL GUIDE, MEASURER, AND ESTIMATOR FOR BUILDERS AND SURVEYORS. Containing Technical Directions for Measuring Work in all the Building Trades, Complete Specifications for Houses, Roads, and Drains, and an easy Method of Estimating the parts of a Building collectively. By A. C. BEATON, Author of "Quantities and Measurements." Sixth Edition. With 531 Woodcuts. Waist-coat-pocket size, 1s. 6d. gilt edges.

"No builder, architect, surveyor, or valuer should be without his 'Beaton.'"—*Building News.*

"Contains an extraordinary amount of information in daily requisition in measuring and estimating. Its presence in the pocket will save valuable time and trouble."—*Building World.*

Donaldson on Specifications.

THE HANDBOOK OF SPECIFICATIONS; or, Practical Guide to the Architect, Engineer, Surveyor, and Builder, in drawing up Specifications and Contracts for Works and Constructions. Illustrated by Precedents of Buildings actually executed by eminent Architects and Engineers. By Professor T. L. DONALDSON, P.R.I.B.A., &c. New Edition. In One large Vol., 8vo, with upwards of 1,000 pages of Text, and 33 Plates, £1 11s. 6d. cloth.

"In this work forty-four specifications of executed works are given, including the specifications for parts of the new Houses of Parliament, by Sir Charles Barry, and for the new Royal Exchange, by Mr. Tite, M.P. The latter, in particular, is a very complete and remarkable document. It embodies, to a great extent, as Mr. Donaldson mentions, 'the bill of quantities with the description of the works.' . . . It is valuable as a record, and more valuable still as a book of precedents. . . . Suffice it to say that Donaldson's 'Handbook of Specifications' must be bought by all architects."—*Builder.*

Bartholomew and Rogers' Specifications.

SPECIFICATIONS FOR PRACTICAL ARCHITECTURE.

A Guide to the Architect, Engineer, Surveyor, and Builder. With an Essay on the Structure and Science of Modern Buildings. Upon the Basis of the Work by ALFRED BARTHOLOMEW, thoroughly Revised, Corrected, and greatly added to by FREDERICK ROGERS, Architect. Third Edition, Revised, with Additions. With numerous Illustrations. Medium 8vo, 15s. cloth.

"The collection of specifications prepared by Mr. Rogers on the basis of Bartholomew's work is too well known to need any recommendation from us. It is one of the books with which every young architect must be equipped; for time has shown that the specifications cannot be set aside through any defect in them."—*Architect.*

Construction.

THE SCIENCE OF BUILDING: An Elementary Treatise on the Principles of Construction. By E. WYNDHAM TARN, M.A., Architect. Third Edition, Revised and Enlarged. With 59 Engravings. Fcap. 8vo, 4s. cl.

"A very valuable book, which we strongly recommend to all students."—*Builder*.

"No architectural student should be without this handbook of constructional knowledge."—*Architect*.

House Building and Repairing.

THE HOUSE-OWNER'S ESTIMATOR; or, What will it Cost to Build, Alter, or Repair? A Price Book adapted to the Use of Unprofessional People, as well as for the Architectural Surveyor and Builder. By JAMES D. SIMON, A.R.I.B.A. Edited and Revised by FRANCIS T. W. MILLER, A.R.I.B.A. With numerous Illustrations. Fourth Edition, Revised. Crown 8vo, 3s. 6d. cloth.

"In two years it will repay its cost a hundred times over."—*Field*.

"A very handy book."—*English Mechanic*.

Cottages and Villas.

COUNTRY AND SUBURBAN COTTAGES AND VILLAS: How to Plan and Build Them. Containing 33 Plates, with Introduction, General Explanations, and Description of each Plate. By JAMES W. BOGUE, Architect, Author of "Domestic Architecture," &c. 4to, 10s. 6d. cloth.

Building; Civil and Ecclesiastical.

A BOOK ON BUILDING, Civil and Ecclesiastical, including Church Restoration; with the Theory of Domes and the Great Pyramid, &c. By Sir EDMUND BECKETT, Bart., LL.D., F.R.A.S., Author of "Clocks and Watches, and Bells," &c. Second Edition, Enlarged. Fcap. 8vo, 5s. cloth.

"A book which is always amusing and nearly always instructive. The style throughout is in the highest degree condensed and epigrammatic."—*Times*.

Ventilation of Buildings.

VENTILATION. A Text Book to the Practice of the Art of Ventilating Buildings. With a Chapter upon Air Testing. By W. P. BUCHAN, R.P., Sanitary and Ventilating Engineer, Author of "Plumbing," &c. With 170 Illustrations. 12mo, 4s. cloth boards.

"Contains a great amount of useful practical information, as thoroughly interesting as it is technically reliable, and 'Ventilation' forms a worthy companion volume to the author's excellent treatise on 'Plumbing.'"—*British Architect*.

"It is invaluable alike for the architect and builder, and should be in the hands of everyone who has to deal in any way with the subject of ventilation."—*Metropolitan*.

The Art of Plumbing.

PLUMBING. A Text Book to the Practice of the Art or Craft of the Plumber, with Supplementary Chapters on House Drainage, embodying the latest Improvements. By WILLIAM PATON BUCHAN, R.P., Sanitary Engineer and Practical Plumber. Sixth Edition, Enlarged to 370 pages, and 380 Illustrations. 12mo, 4s. cloth boards.

"A text-book which may be safely put in the hands of every young plumber, and which will also be found useful by architects and medical professors."—*Builder*.

"A valuable text-book, and the only treatise which can be regarded as a really reliable manual of the plumber's art."—*Building News*.

Geometry for the Architect, Engineer, etc.

PRACTICAL GEOMETRY, for the Architect, Engineer, and Mechanic. Giving Rules for the Delineation and Application of various Geometrical Lines, Figures and Curves. By E. W. TARN, M.A., Architect, Author of "The Science of Building," &c. Second Edition. With 172 Illustrations. Demy 8vo, 9s. cloth.

"No book with the same objects in view has ever been published in which the clearness of the rules laid down and the illustrative diagrams have been so satisfactory."—*Scotsman*.

The Science of Geometry.

THE GEOMETRY OF COMPASSES; or, Problems Resolved by the mere Description of Circles, and the use of Coloured Diagrams and Symbols. By OLIVER BYRNE. Coloured Plates. Crown 8vo, 3s. 6d. cloth.

"The treatise is a good one, and remarkable—like all Mr. Byrne's contributions to the science of geometry—for the lucid character of its teaching."—*Building News*.

CARPENTRY, TIMBER, etc.

Tredgold's Carpentry, Revised & Enlarged by Tarn. THE ELEMENTARY PRINCIPLES OF CARPENTRY.

A Treatise on the Pressure and Equilibrium of Timber Framing, the Resistance of Timber, and the Construction of Floors, Arches, Bridges, Roofs, Uniting Iron and Stone with Timber, &c. To which is added an Essay on the Nature and Properties of Timber, &c., with Descriptions of the kinds of Wood used in Building; also numerous Tables of the Scantlings of Timber for different purposes, the Specific Gravities of Materials, &c. By THOMAS TREGOLD, C.E. With an Appendix of Specimens of Various Roofs of Iron and Stone, Illustrated. Seventh Edition, thoroughly revised and considerably enlarged by E. WYNHAM TARN, M.A., Author of "The Science of Building," &c. With 61 Plates, Portrait of the Author, and several Woodcuts. In One large Vol., 4to, price £1 5s. cloth.

"Ought to be in every architect's and every builder's library."—*Builder*.

"A work whose monumental excellence must commend it wherever skilful carpentry is concerned. The author's principles are rather confirmed than impaired by time. The additional plates are of great intrinsic value."—*Building News*.

Woodworking Machinery.

WOODWORKING MACHINERY: Its Rise, Progress, and Construction. With Hints on the Management of Saw Mills and the Economical Conversion of Timber. Illustrated with Examples of Recent Designs by leading English, French, and American Engineers. By M. POWIS BALE, A.M.Inst.C.E., M.I.M.E. Large crown 8vo, 12s. 6d. cloth.

"Mr. Bale is evidently an expert on the subject and he has collected so much information that his book is all-sufficient for builders and others engaged in the conversion of timber."—*Architect*.

"The most comprehensive compendium of wood-working machinery we have seen. The author is a thorough master of his subject."—*Building News*.

"It should be in the office of every wood-working factory."—*English Mechanic*.

Saw Mills.

SAW MILLS: Their Arrangement and Management, and the Economical Conversion of Timber. (A Companion Volume to "Woodworking Machinery.") By M. POWIS BALE. With numerous Illustrations. Crown 8vo, 10s. 6d. cloth.

"The administration of a large sawing establishment is discussed, and the subject examined from a financial standpoint. Hence the size, shape, order, and disposition of saw-mills and the like are gone into in detail, and the course of the timber is traced from its reception to its delivery in its converted state. We could not desire a more complete or practical treatise."—*Builder*.

"We highly recommend Mr. Bale's work to the attention and perusal of all those who are engaged in the art of wood conversion, or who are about building or remodelling saw-mills on improved principles."—*Building News*.

Nicholson's Carpentry.

THE CARPENTER'S NEW GUIDE; or, Book of Lines for Carpenters; comprising all the Elementary Principles essential for acquiring knowledge of Carpentry. Founded on the late PETER NICHOLSON'S Standard Work. A New Edition, Revised by ARTHUR ASPHITEL, F.S.A. Together with Practical Rules on Drawing, by GEORGE PYNB. With 74 Plates, 4to, £1 1s. cloth.

Handrailing and Stairbuilding.

A PRACTICAL TREATISE ON HANDRAILING: Showing New and Simple Methods for Finding the Pitch of the Plank, Drawing the Moulds, Bevelling, Jointing-up, and Squaring the Wreath. By GEORGE COLLINGS. Second Edition, Revised and Enlarged, to which is added A TREATISE ON STAIRBUILDING. With Plates and Diagrams. 12mo, 2s. 6d. cloth limp.

"Will be found of practical utility in the execution of this difficult branch of joinery."—*Builder*.

"Almost every difficult phase of this somewhat intricate branch of joinery is elucidated by the aid of plates and explanatory letterpress."—*Furniture Gazette*.

Circular Work.

CIRCULAR WORK IN CARPENTRY AND JOINERY: A Practical Treatise on Circular Work of Single and Double Curvature. By GEORGE COLLINGS, Author of "A Practical Treatise on Handrailing." Illustrated with numerous Diagrams. Second Edition. 12mo, 2s. 6d. cloth limp.

"An excellent example of what a book of this kind should be. Cheap in price, clear in definition and practical in the examples selected."—*Builder*.

Timber Merchant's Companion.

THE TIMBER MERCHANT'S AND BUILDER'S COMPANION. Containing New and Copious Tables of the Reduced Weight and Measurement of Deals and Battens, of all sizes, from One to a Thousand Pieces, and the relative Price that each size bears per Lineal Foot to any given Price per Petersburg Standard Hundred; the Price per Cube Foot of Square Timber to any given Price per Load of 50 Feet; the proportionate Value of Deals and Battens by the Standard, to Square Timber by the Load of 50 Feet; the readiest mode of ascertaining the Price of Scantling per Lineal Foot of any size, to any given Figure per Cube Foot, &c. &c. By **WILLIAM DOWSING.** Fourth Edition, Revised and Corrected. Cr. 8vo, 3s. cl.

"Everything is as concise and clear as it can possibly be made. There can be no doubt that every timber merchant and builder ought to possess it."—*Hull Advertiser.*

"We are glad to see a fourth edition of these admirable tables, which for correctness and simplicity of arrangement leave nothing to be desired."—*Timber Trades Journal.*

Practical Timber Merchant.

THE PRACTICAL TIMBER MERCHANT. Being a Guide for the use of Building Contractors, Surveyors, Builders, &c., comprising useful Tables for all purposes connected with the Timber Trade, Marks of Wood, Essay on the Strength of Timber, Remarks on the Growth of Timber, &c. By **W. RICHARDSON.** Fcap. 8vo, 3s. 6d. cloth.

"This handy manual contains much valuable information for the use of timber merchants, builders, foresters, and all others connected with the growth, sale, and manufacture of timber."—*Journal of Forestry.*

Timber Freight Book.

THE TIMBER MERCHANT'S, SAW MILLER'S, AND IMPORTER'S FREIGHT BOOK AND ASSISTANT. Comprising Rules, Tables, and Memoranda relating to the Timber Trade. By **WILLIAM RICHARDSON,** Timber Broker; together with a Chapter on "SPEEDS OF SAW MILL MACHINERY," by **M. POWIS BALE, M.I.M.E.,** &c. 12mo, 3s. 6d. cl. boards.

"A very useful manual of rules, tables, and memoranda relating to the timber trade. We recommend it as a compendium of calculation to all timber measurers and merchants, and as supplying a real want in the trade."—*Building News.*

Packing-Case Makers, Tables for.

PACKING-CASE TABLES; showing the number of Superficial Feet in Boxes or Packing-Cases, from six inches square and upwards. By **W. RICHARDSON,** Timber Broker. Third Edition. Oblong 4to, 3s. 6d. cl.

"Invaluable labour-saving tables."—*Ironmonger.*

"Will save much labour and calculation."—*Grocer.*

Superficial Measurement.

THE TRADESMAN'S GUIDE TO SUPERFICIAL MEASUREMENT. Tables calculated from 1 to 200 inches in length, by 1 to 108 inches in breadth. For the use of Architects, Surveyors, Engineers, Timber Merchants, Builders, &c. By **JAMES HAWKINGS.** Fourth Edition. Fcap., 3s. 6d. cloth.

"A useful collection of tables to facilitate rapid calculation of surfaces. The exact area of any surface of which the limits have been ascertained can be instantly determined. The book will be found of the greatest utility to all engaged in building operations."—*Scotsman.*

"These tables will be found of great assistance to all who require to make calculations in superficial measurement."—*English Mechanic.*

Forestry.

THE ELEMENTS OF FORESTRY. Designed to afford Information concerning the Planting and Care of Forest Trees for Ornament or Profit, with Suggestions upon the Creation and Care of Woodlands. By **F. B. HOUGH.** Large crown 8vo, 10s. cloth.

Timber Importer's Guide.

THE TIMBER IMPORTER'S, TIMBER MERCHANT'S, AND BUILDER'S STANDARD GUIDE. By **RICHARD E. GRANDY.** Comprising an Analysis of Deal Standards, Home and Foreign, with Comparative Values and Tabular Arrangements for fixing Net Landed Cost on Baltic and North American Deals, including all intermediate Expenses, Freight, Insurance, &c. &c. Together with copious Information for the Retailer and Builder. Third Edition, Revised. 12mo, 2s. cloth limp.

"Everything it pretends to be: built up gradually, it leads one from a forest to a treenall, and throws in, as a makeweight, a host of material concerning bricks, columns, cisterns, &c."—*English Mechanic.*

DECORATIVE ARTS, etc.

Woods and Marbles (Imitation of).

SCHOOL OF PAINTING FOR THE IMITATION OF WOODS AND MARBLES, as Taught and Practised by A. R. VAN DER BURG and P. VAN DER BURG, Directors of the Rotterdam Painting Institution. Royal folio, 18½ by 12½ in., Illustrated with 24 full-size Coloured Plates; also 12 plain Plates, comprising 154 Figures. Second and Cheaper Edition. Price £1 11s. 6d.

List of Plates.

1. Various Tools required for Wood Painting—2, 3. Walnut: Preliminary Stages of Graining and Finished Specimen—4. Tools used for Marble Painting and Method of Manipulation—5, 6. St. Remi Marble: Earlier Operations and Finished Specimen—7. Methods of Sketching different Grains, Knots, &c.—8, 9. Ash: Preliminary Stages and Finished Specimen—10. Methods of Sketching Marble Grains—11, 12. Breche Marble: Preliminary Stages of Working and Finished Specimen—13. Maple: Methods of Producing the different Grains—14, 15. Bird's-eye Maple: Preliminary Stages and Finished Specimen—16. Methods of Sketching the different Species of White Marble—17, 18. White Marble: Preliminary Stages of Process and

Finished Specimen—19. Mahogany: Specimens of various Grains and Methods of Manipulation—20, 21. Mahogany: Earlier Stages and Finished Specimen—22, 23, 24. Sienna Marble: Varieties of Grain, Preliminary Stages and Finished Specimen—25, 26, 27. Juniper Wood: Methods of producing Grain, &c.: Preliminary Stages and Finished Specimen—28, 29, 30. Vert de Mer Marble: Varieties of Grain and Methods of Working Unfinished and Finished Specimens—31, 32, 33. Oak: Varieties of Grain, Tools Employed, and Methods of Manipulation, Preliminary Stages and Finished Specimen—34, 35, 36. Walsort Marble: Varieties of Grain, Unfinished and Finished Specimens.

** OPINIONS OF THE PRESS.

"Those who desire to attain skill in the art of painting woods and marbles will find advantage in consulting this book. . . . Some of the Working Men's Clubs should give their young men the opportunity to study it."—*Builder*.

"A comprehensive guide to the art. The explanations of the processes, the manipulation and management of the colours, and the beautifully executed plates will not be the least valuable to the student who aims at making his work a faithful transcript of nature."—*Building News*.

House Decoration.

ELEMENTARY DECORATION. A Guide to the Simpler Forms of Everyday Art, as applied to the Interior and Exterior Decoration of Dwelling Houses, &c. Together with **PRACTICAL HOUSE DECORATION**: A Guide to the Art of Ornamental Painting, the Arrangement of Colours in Apartments, and the principles of Decorative Design. By JAMES W. FACEY. With numerous Illustrations. In One Vol., 5s. strongly half-bound.

House Painting, Graining, etc.

HOUSE PAINTING, GRAINING, MARBLING, AND SIGN WRITING, A Practical Manual of. By ELLIS A. DAVIDSON. Sixth Edition. With Coloured Plates and Wood Engravings. 12mo, 6s. cloth boards.

"A mass of information, of use to the amateur and of value to the practical man."—*English Mechanic*.

"Simply Invaluable to the youngster entering upon this particular calling, and highly serviceable to the man who is practising it."—*Furniture Gazette*.

Decorators, Receipts for.

THE DECORATOR'S ASSISTANT: A Modern Guide to Decorative Artists and Amateurs, Painters, Writers, Gilders, &c. Containing upwards of 600 Receipts, Rules and Instructions; with a variety of Information for General Work connected with every Class of Interior and Exterior Decorations, &c. Fifth Edition, Revised. 152 pp., crown 8vo, 1s. in wrapper.

"Full of receipts of value to decorators, painters, gilders, &c. The book contains the gist of larger treatises on colour and technical processes. It would be difficult to meet with a work so full of varied information on the painter's art."—*Building News*.

Moys Smith on Interior Decoration.

ORNAMENTAL INTERIORS, ANCIENT AND MODERN. By J. MOYS SMITH. Super-royal 8vo, with 32 full-page Plates and numerous smaller Illustrations, handsomely bound in cloth, gilt top, price 18s.

"The book is well illustrated and handsomely got up, and contains some true criticism and a good many good examples of decorative treatment."—*The Builder*.

"To all who take an interest in elaborate domestic ornament this handsome volume will be welcome."—*Graphic*.

British and Foreign Marbles.

MARBLE DECORATION and the Terminology of British and Foreign Marbles. A Handbook for Students. By GEORGE H. BLAGROVE, Author of "Shoring and its Application," &c. With 28 Illustrations. Crown 8vo, 3s. 6d. cloth.

"This most useful and much wanted handbook should be in the hands of every architect and builder."—*Building World*.

"A carefully and usefully written treatise; the work is essentially practical."—*Scotsman*.

Marble Working, etc.

MARBLE AND MARBLE WORKERS: A Handbook for Architects, Artists, Masons, and Students. By ARTHUR LEE, Author of "A Visit to Carrara," "The Working of Marble," &c. Small crown 8vo, 2s. cloth.

"A really valuable addition to the technical literature of architects and masons."—*Building News*.

DELAMOTTE'S WORKS ON ILLUMINATION AND ALPHABETS.

A PRIMER OF THE ART OF ILLUMINATION, for the Use of Beginners: with a Rudimentary Treatise on the Art, Practical Directions for its Exercise, and Examples taken from Illuminated MSS., printed in Gold and Colours. By F. DELAMOTTE. New and Cheaper Edition. Small 4to, 6s. ornamental boards.

"The examples of ancient MSS. recommended to the student, which, with much good sense, the author chooses from collections accessible to all, are selected with judgment and knowledge, as well as taste."—*Athenæum*.

ORNAMENTAL ALPHABETS, Ancient and Mediæval, from the Eighth Century, with Numerals; including Gothic, Church-Text, large and small, German, Italian, Arabesque, Initials for Illumination, Monograms, Crosses, &c. &c., for the use of Architectural and Engineering Draughtsmen, Missal Painters, Masons, Decorative Painters, Lithographers, Engravers, Carvers, &c. &c. Collected and Engraved by F. DELAMOTTE, and printed in Colours. New and Cheaper Edition. Royal 8vo, oblong, 2s. 6d. ornamental boards.

"For those who insert enamelled sentences round gilded chalices, who blazon shop legends over shop-doors, who letter church walls with pithy sentences from the Decalogue, this book will be useful."—*Athenæum*.

EXAMPLES OF MODERN ALPHABETS, Plain and Ornamental; including German, Old English, Saxon, Italic, Perspective, Greek, Hebrew, Court Hand, Engrossing, Tuscan, Riband, Gothic, Rustic, and Arabesque; with several Original Designs, and an Analysis of the Roman and Old English Alphabets, large and small, and Numerals, for the use of Draughtsmen, Surveyors, Masons, Decorative Painters, Lithographers, Engravers, Carvers, &c. Collected and Engraved by F. DELAMOTTE, and printed in Colours. New and Cheaper Edition. Royal 8vo, oblong, 2s. 6d. ornamental boards.

"There is comprised in it every possible shape into which the letters of the alphabet and numerals can be formed, and the talent which has been expended in the conception of the various plain and ornamental letters is wonderful."—*Standard*.

MEDIÆVAL ALPHABETS AND INITIALS FOR ILLUMINATORS. By F. G. DELAMOTTE. Containing 21 Plates and Illuminated Title, printed in Gold and Colours. With an Introduction by J. WILLIS BROOKS. Fourth and Cheaper Edition. Small 4to, 4s. ornamental boards.

"A volume in which the letters of the alphabet come forth glorified in gilding and all the colours of the prism interwoven and intertwined and intermingled."—*Sun*.

THE EMBROIDERER'S BOOK OF DESIGN. Containing Initials, Emblems, Cyphers, Monograms, Ornamental Borders, Ecclesiastical Devices, Mediæval and Modern Alphabets, and National Emblems. Collected by F. DELAMOTTE, and printed in Colours. Oblong royal 8vo, 1s. 6d. ornamental wrapper.

"The book will be of great assistance to ladies and young children who are endowed with the art of plying the needle in this most ornamental and useful pretty work."—*East Anglian Times*.

Wood Carving.

INSTRUCTIONS IN WOOD-CARVING, for Amateurs; with Hints on Design. By A LADY. With Ten Plates. New and Cheaper Edition. Crown 8vo, 2s. in emblematic wrapper.

"The handicraft of the wood-carver, so well as a book can impart it, may be learnt from 'A Lady's' publication."—*Athenæum*.

NATURAL SCIENCE, etc.

The Heavens and their Origin.

THE VISIBLE UNIVERSE: Chapters on the Origin and Construction of the Heavens. By J. E. GORE, F.R.A.S., Author of "Star Groups," &c. Illustrated by 6 Stellar Photographs and 12 Lithographic Plates. Demy 8vo, 16s. cloth, gilt top. [Just published.

"A valuable and lucid summary of recent astronomical theory, rendered more valuable and attractive by a series of stellar photographs and other illustrations."—*The Times*.

"In presenting a clear and concise account of the present state of our knowledge, Mr. Gore has made a valuable addition to the literature of the subject."—*Nature*.

"Mr. Gore's 'Visible Universe' is one of the finest works on astronomical science that has recently appeared in our language. In spirit and in method it is scientific from cover to cover, but the style is so clear and attractive that it will be as acceptable and as readable to those who make no scientific pretensions as to those who devote themselves specially to matters astronomical."—*Leeds Mercury*.

"We are glad to bear witness to the fulness, the accuracy, and the entire honesty of the latest and the best compilation of the kind which has appeared of late years. . . . The illustrations are also admirable."—*Daily Chronicle*.

"As interesting as a novel, and instructive withal; the text being made still more luminous by stellar photographs and other illustrations. . . . A most valuable book."—*Manchester Examiner*.

The Constellations.

STAR GROUPS: A Student's Guide to the Constellations. By J. ELLARD GORE, F.R.A.S., M.R.I.A., &c., Author of "The Visible Universe," "The Scenery of the Heavens." With 30 Maps. Small 4to, 5s. cloth, silvered.

"A knowledge of the principal constellations visible in our latitudes may be easily acquired by the thirty maps and accompanying text contained in this work."—*Nature*.

"The volume contains thirty maps showing stars of the sixth magnitude—the usual naked-eye limit—and each is accompanied by a brief commentary, adapted to facilitate recognition and bring to notice objects of special interest. For the purpose of a preliminary survey of the 'midnight pomp' of the heavens, nothing could be better than a set of delineations averaging scarcely twenty square inches in area, and including nothing that cannot at once be identified."—*Saturday Review*.

"A very compact and handy guide to the constellations."—*Athenæum*.

The Microscope.

THE MICROSCOPE: Its Construction and Management, including Technique, Photo-micrography, and the Past and Future of the Microscope. By Dr. HENRI VAN HEURCK, Director of the Antwerp Botanical Gardens. English Edition, Re-Edited and Augmented by the Author from the Fourth French Edition, and Translated by WYNNE E. BAXTER, F.R.M.S., F.G.S., &c. About 400 pages, with Three Plates and upwards of 250 Woodcuts. Imp. 8vo, 18s. cloth gilt. [Just published.

"This is a translation of a well-known work, at once popular and comprehensive, on the structure, mechanism, and use of the microscope. Of adequate English manuals on the use of the microscope there is certainly no lack; but, as the translator very truly says, such a book as Professor van Heurck's must necessarily be of interest to all who devote serious attention to microscopic work as a means of comparing the continental views and modes of thought with those of their own and other countries."—*Times*.

Astronomy.

ASTRONOMY. By the late Rev. ROBERT MAIN, M.A., F.R.S., formerly Radcliffe Observer at Oxford. Third Edition, Revised and Corrected to the present time, by WILLIAM THYNNE LYNN, B.A., F.R.A.S., formerly of the Royal Observatory, Greenwich. 12mo, 2s. cloth limp.

"A sound and simple treatise, very carefully edited, and a capital book for beginners."—*Knowledge*.

"Accurately brought down to the requirements of the present time by Mr. Lynn."—*Educational Times*.

Recent and Fossil Shells.

A MANUAL OF THE MOLLUSCA: Being a Treatise on Recent and Fossil Shells. By S. P. WOODWARD, A.L.S., F.G.S., late Assistant Palæontologist in the British Museum. With an Appendix on *Recent and Fossil Conchological Discoveries*, by RALPH TATE, A.L.S., F.G.S. Illustrated by A. N. WATERHOUSE and JOSEPH WILSON LOWRY. With 23 Plates and upwards of 300 Woodcuts. Reprint of Fourth Ed., 1880. Cr. 8vo, 7s. 6d. cl.

"A most valuable storehouse of conchological and geological information."—*Science Gossip*.

Geology and Genesis.

THE TWIN RECORDS OF CREATION; or, Geology and Genesis: their Perfect Harmony and Wonderful Concord. By GEORGE W. VICTOR LE VAUX. Numerous Illustrations. Fcap. 8vo, 5s. cloth.

"A valuable contribution to the evidences of Revelation, and disposes very conclusively of the arguments of those who would set God's Works against God's Word. No real difficulty is shirked and no sophistry is left unexposed."—*The Rock*

DR. LARDNER'S COURSE OF NATURAL PHILOSOPHY.

THE HANDBOOK OF MECHANICS. Enlarged and almost rewritten by BENJAMIN LOEWY, F.R.A.S. With 378 Illustrations. Post 8vo, 6s. cloth.

"The perspicuity of the original has been retained, and chapters which had become obsolete have been replaced by others of more modern character. The explanations throughout are studiously popular, and care has been taken to show the application of the various branches of physics to the industrial arts, and to the practical business of life."—*Mining Journal*.

"Mr. Loewy has carefully revised the book, and brought it up to modern requirements."—*Nature*.

"Natural philosophy has had few exponents more able or better skilled in the art of popularising the subject than Dr. Lardner; and Mr. Loewy is doing good service in fitting this treatise, and the others of the series, for use at the present time."—*Scotsman*.

THE HANDBOOK OF HYDROSTATICS AND PNEUMATICS. New Edition, Revised and Enlarged, by BENJAMIN LOEWY, F.R.A.S. With 236 Illustrations. Post 8vo, 5s. cloth.

"For those 'who desire to attain an accurate knowledge of physical science without the profound methods of mathematical investigation,' this work is not merely intended, but well adapted."—*Chemical News*.

"The volume before us has been carefully edited, augmented to nearly twice the bulk of the former edition, and all the most recent matter has been added. . . . It is a valuable text-book."—*Nature*.

"Candidates for pass examinations will find it, we think, specially suited to their requirements."—*English Mechanic*.

THE HANDBOOK OF HEAT. Edited and almost entirely Rewritten by BENJAMIN LOEWY, F.R.A.S., &c. 117 Illusts. Post 8vo, 6s. cloth

"The style is always clear and precise, and conveys instruction without leaving any cloudiness or lurking doubts behind."—*Engineering*.

"A most exhaustive book on the subject on which it treats, and is so arranged that it can be understood by all who desire to attain an accurate knowledge of physical science. . . . Mr. Loewy has included all the latest discoveries in the varied laws and effects of heat."—*Standard*.

"A complete and handy text-book for the use of students and general readers."—*English Mechanic*.

THE HANDBOOK OF OPTICS. By DIONYSIUS LARDNER, D.C.L., formerly Professor of Natural Philosophy and Astronomy in University College, London. New Edition. Edited by T. OLVER HARDING, B.A. Lond., of University College, London. With 298 Illustrations. Small 8vo, 448 pages, 5s. cloth.

"Written by one of the ablest English scientific writers, beautifully and elaborately illustrated."—*Mechanic's Magazine*.

THE HANDBOOK OF ELECTRICITY, MAGNETISM, AND ACOUSTICS. By Dr. LARDNER. Ninth Thousand. Edit. by GEORGE CAREY FOSTER, B.A., F.C.S. With 400 Illustrations. Small 8vo, 5s. cloth.

"The book could not have been entrusted to anyone better calculated to preserve the terse and lucid style of Lardner, while correcting his errors and bringing up his work to the present state of scientific knowledge."—*Popular Science Review*.

THE HANDBOOK OF ASTRONOMY. Forming a Companion to the "Handbook of Natural Philosophy." By DIONYSIUS LARDNER, D.C.L., formerly Professor of Natural Philosophy and Astronomy in University College, London. Fourth Edition, Revised and Edited by EDWIN DUNKIN, F.R.A.S., Royal Observatory, Greenwich. With 38 Plates and upwards of 100 Woodcuts. In One Vol., small 8vo, 550 pages, 9s. 6d. cloth.

"Probably no other book contains the same amount of information in so compendious and well-arranged a form—certainly none at the price at which this is offered to the public."—*Athenaeum*.

"We can do no other than pronounce this work a most valuable manual of astronomy, and we strongly recommend it to all who wish to acquire a general—but at the same time correct—acquaintance with this sublime science."—*Quarterly Journal of Science*.

"One of the most deservedly popular books on the subject. . . . We would recommend not only the student of the elementary principles of the science, but he who aims at mastering the higher and mathematical branches of astronomy, not to be without this work beside him."—*Practical Magazine*.

Geology.

RUDIMENTARY TREATISE ON GEOLOGY, PHYSICAL AND HISTORICAL. Consisting of "Physical Geology," which sets forth the leading Principles of the Science; and "Historical Geology," which treats of the Mineral and Organic Conditions of the Earth at each successive epoch, especial reference being made to the British Series of Rocks. By RALPH TATE, A.L.S., F.G.S., &c. With 250 Illustrations. 12mo, 5s. cl. bds.

"The fulness of the matter has elevated the book into a manual. Its information is exhaustive and well arranged."—*School Board Chronicle*.

DR. LARDNER'S MUSEUM OF SCIENCE AND ART.

THE MUSEUM OF SCIENCE AND ART. Edited by DIONYSIUS LARDNER, D.C.L., formerly Professor of Natural Philosophy and Astronomy in University College, London. With upwards of 1,200 Engravings on Wood. In 6 Double Volumes, £1 1s. in a new and elegant cloth binding; or handsomely bound in half-morocco, 31s. 6d.

* * OPINIONS OF THE PRESS.

"This series, besides affording popular but sound instruction on scientific subjects, with which the humblest man in the country ought to be acquainted, also undertakes that teaching of 'Common Things' which every well-wisher of his kind is anxious to promote. Many thousand copies of this serviceable publication have been printed, in the belief and hope that the desire for instruction and improvement widely prevails; and we have no fear that such enlightened faith will meet with disappointment."—*Times*.

"A cheap and interesting publication, alike informing and attractive. The papers combine subjects of importance and great scientific knowledge, considerable inductive powers, and a popular style of treatment."—*Spectator*.

"The 'Museum of Science and Art' is the most valuable contribution that has ever been made to the Scientific Instruction of every class of society."—Sir DAVID BREWSTER, in the *North British Review*.

"Whether we consider the liberality and beauty of the illustrations, the charm of the writing, or the durable interest of the matter, we must express our belief that there is hardly to be found among the new books one that would be welcomed by people of so many ages and classes as a valuable present."—*Examiner*.

* * *Separate books formed from the above, suitable for Workmen's Libraries, Science Classes, &c.*

Common Things Explained. Containing Air, Earth, Fire, Water, Time, Man, the Eye, Locomotion, Colour, Clocks and Watches, &c. 233 Illustrations, cloth gilt, 5s.

The Microscope. Containing Optical Images, Magnifying Glasses, Origin and Description of the Microscope, Microscopic Objects, the Solar Microscope, Microscopic Drawing and Engraving, &c. 147 Illustrations, cloth gilt, 2s.

Popular Geology. Containing Earthquakes and Volcanoes, the Crust of the Earth, &c. 201 Illustrations, cloth gilt, 2s. 6d.

Popular Physics. Containing Magnitude and Minuteness, the Atmosphere, Meteoric Stones, Popular Fallacies, Weather Prognostics, the Thermometer, the Barometer, Sound, &c. 85 Illustrations, cloth gilt, 2s. 6d.

Steam and its Uses. Including the Steam Engine, the Locomotive, and Steam Navigation. 89 Illustrations, cloth gilt, 2s.

Popular Astronomy. Containing How to observe the Heavens—The Earth, Sun, Moon, Planets, Light, Comets, Eclipses, Astronomical Influences, &c. 182 Illustrations, cloth gilt, 4s. 6d.

The Bee and White Ants: Their Manners and Habits. With Illustrations of Animal Instinct and Intelligence. 135 Illustrations, cloth gilt, 2s.

The Electric Telegraph Popularized. To render intelligible to all who can Read, irrespective of any previous Scientific Acquirements, the various forms of Telegraphy in Actual Operation. 100 Illustrations, cloth gilt, 1s. 6d.

Dr. Lardner's School Handbooks.

NATURAL PHILOSOPHY FOR SCHOOLS. By Dr. LARDNER, 328 Illustrations. Sixth Edition. One Vol., 3s. 6d. cloth.

"A very convenient class-book for junior students in private schools. It is intended to convey in clear and precise terms, general notions of all the principal divisions of Physical Science."—*British Quarterly Review*.

ANIMAL PHYSIOLOGY FOR SCHOOLS. By Dr. LARDNER, With 190 Illustrations. Second Edition. One Vol., 3s. 6d. cloth.

"Clearly written, well arranged, and excellently illustrated."—*Gardener's Chronicle*.

Lardner and Bright on the Electric Telegraph.

THE ELECTRIC TELEGRAPH. By Dr. LARDNER. Revised and Re-written by E. E. BRIGHT, F.R.A.S. 140 Illustrations. Small 8vo, 2s. 6d. cloth.

"One of the most reliable books extant on the Electric Telegraph."—*English Mechanic*.

CHEMICAL MANUFACTURES, CHEMISTRY.

Alkali Trade, Manufacture of Sulphuric Acid, etc.

A MANUAL OF THE ALKALI TRADE, including the Manufacture of Sulphuric Acid, Sulphate of Soda, and Bleaching Powder. By JOHN LOMAS, Alkali Manufacturer, Newcastle-upon-Tyne and London. With 232 Illustrations and Working Drawings, and containing 390 pages of Text. Second Edition, with Additions. Super-royal 8vo, £1 10s. cloth.

"This book is written by a manufacturer for manufacturers. The working details of the most approved forms of apparatus are given, and these are accompanied by no less than 232 wood engravings, all of which may be used for the purposes of construction. Every step in the manufacture is very fully described in this manual, and each improvement explained."—*Athenæum*.

"We find not merely a sound and luminous explanation of the chemical principles of the trade, but a notice of numerous matters which have a most important bearing on the successful conduct of alkali works, but which are generally overlooked by even experienced technological authors."—*Chemical Review*.

The Blowpipe.

THE BLOWPIPE IN CHEMISTRY, MINERALOGY, AND GEOLOGY. Containing all known Methods of Anhydrous Analysis, many Working Examples, and Instructions for Making Apparatus. By Lieut.-Colonel W. A. ROSS, R.A., F.G.S. With 120 Illustrations. Second Edition, Revised and Enlarged. Crown 8vo, 5s. cloth.

"The student who goes conscientiously through the course of experimentation here laid down will gain a better insight into inorganic chemistry and mineralogy than if he had 'got up' any of the best text-books of the day, and passed any number of examinations in their contents."—*Chemical News*.

Commercial Chemical Analysis.

THE COMMERCIAL HANDBOOK OF CHEMICAL ANALYSIS; or, Practical Instructions for the determination of the Intrinsic or Commercial Value of Substances used in Manufactures, in Trades, and in the Arts. By A. NORMANDY, Editor of Rose's "Treatise on Chemical Analysis." New Edition, to a great extent re-written by HENRY M. NOAD, Ph.D., F.R.S. With numerous Illustrations. Crown 8vo, 12s. 6d. cloth.

"We strongly recommend this book to our readers as a guide, alike indispensable to the housewife as to the pharmaceutical practitioner."—*Medical Times*.

"Essential to the analysts appointed under the new Act. The most recent results are given, and the work is well edited and carefully written."—*Nature*.

Chemistry for Engineers, etc.

ENGINEERING CHEMISTRY: A Practical Treatise for the Use of Analytical Chemists, Engineers, Iron Masters, Iron Founders, Students, and others. Comprising Methods of Analysis and Valuation of the Principal Materials used in Engineering Work, with numerous Analyses, Examples, and Suggestions. By H. JOSHUA PHILLIPS, F.I.C., F.C.S. Analytical and Consulting Chemist to the Great Eastern Railway. Crown 8vo, 320 pp., with Illustrations, 10s. 6d. cloth. [Just published.]

"In this work the author has rendered no small service to a numerous body of practical men. . . . The analytical methods may be pronounced most satisfactory, being as accurate as the despatch required of engineering chemists permits."—*Chemical News*.

"Those in search of a handy treatise on the subject of analytical chemistry as applied to the every-day requirements of workshop practice will find this volume of great assistance."—*Iron*.

"The first attempt to bring forward a Chemistry specially written for the use of engineers, and we have no hesitation whatever in saying that it should at once be in the possession of every railway engineer."—*The Railway Engineer*.

"The book will be very useful to those who require a handy and concise *résumé* of approved methods of analysing and valuing metals, oils, fuels, &c. It is, in fact, a work for chemists, a guide to the routine of the engineering laboratory. . . . The book is full of good things. As a handbook of technical analysis, it is very welcome."—*Builder*.

Dye-Wares and Colours.

THE MANUAL OF COLOURS AND DYE-WARES: Their Properties, Applications, Valuations, Impurities, and Sophistications. For the use of Dyers, Printers, Drysalers, Brokers, &c. By J. W. SLATER. Second Edition, Revised and greatly Enlarged. Crown 8vo, 7s. 6d. cloth.

"A complete encyclopædia of the *materia tinctoria*. The information given respecting each article is full and precise, and the methods of determining the value of articles such as these, so liable to sophistication, are given with clearness, and are practical as well as valuable."—*Chemist and Druggist*.

"There is no other work which covers precisely the same ground. To students preparing for examinations in dyeing and printing it will prove exceedingly useful."—*Chemical News*.

Modern Brewing and Malting.

A HANDBOOK FOR BREWERS: Being a Practical Guide to the Art of Brewing and Malting. Embracing the Conclusions of Modern Research which bear upon the Practice of Brewing. By HERBERT EDWARDS WRIGHT, M.A., Author of "A Handbook for Young Brewers." Crown 8vo, 530 pp., 12s. 6d. cloth. [Just published.]

"May be consulted with advantage by the student who is preparing himself for examination tests, while the scientific brewer will find in it a *resume* of all the most important discoveries of modern times. The work is written throughout in a clear and concise manner, and the author takes great care to discriminate between vague theories and well-established facts."—*Brewers' Journal*.

"We have very great pleasure in recommending this handybook, and have no hesitation in saying that it is one of the best—if not the best—which has yet been written on the subject of beer-brewing in this country, and it should have a place on the shelves of every brewer's library."—*The Brewer's Guardian*.

"Well arranged, under special headings which separate each paragraph, and furnished with a good index, every facility for speedy reference is afforded. . . . On every debatable subject we have presented in an unbiased fashion the opinions which have been advanced in explanation of these points, making the work exactly what it purports to be, a comprehensive review of the conclusions of modern research in regard to brewing."—*Chemical Trade Journal*.

Analysis and Valuation of Fuels.

FUELS: SOLID, LIQUID, AND GASEOUS, Their Analysis and Valuation. For the Use of Chemists and Engineers. By H. J. PHILLIPS, F.C.S., Analytical and Consulting Chemist to the Great Eastern Railway. Author of "Engineering Chemistry," &c. Second Edition, Revised and Enlarged. Crown 8vo, 5s. cloth. [Just published.]

"Ought to have its place in the laboratory of every metallurgical establishment, and wherever fuel is used on a large scale."—*Chemical News*.

"Mr. Phillips' new book cannot fail to be of wide interest, especially at the present time."—*Railway News*.

Pigments.

THE ARTIST'S MANUAL OF PIGMENTS. Showing their Composition, Conditions of Permanency, Non-Permanency, and Adulterations; Effects in Combination with Each Other and with Vehicles; and the most Reliable Tests of Purity. Together with the Science and Arts Department's Examination Questions on Painting. By H. C. STANDAGE. Second Edition, crown 8vo, 2s. 6d. cloth.

"This work is indeed *multum-in-parvo*, and we can, with good conscience, recommend it to all who come in contact with pigments, whether as makers, dealers or users."—*Chemical Review*.

Gauging. Tables and Rules for Revenue Officers, Brewers, etc.

A POCKET BOOK OF MENSURATION AND GAUGING: Containing Tables, Rules and Memoranda for Revenue Officers, Brewers, Spirit Merchants, &c. By J. B. MANT (Inland Revenue). Second Edition, Revised. Oblong 18mo, 4s. leather, with elastic band.

"This handy and useful book is adapted to the requirements of the Inland Revenue Department, and will be a favourite book of reference. The range of subjects is comprehensive, and the arrangement simple and clear."—*Civilian*.

"Should be in the hands of every practical brewer."—*Brewers' Journal*.

INDUSTRIAL ARTS, TRADES, AND MANUFACTURES.

Flour Manufacture, Milling, etc.

FLOUR MANUFACTURE: A Treatise on Milling Science and Practice. By FRIEDRICH KICK, Imperial Regierungsath, Professor of Mechanical Technology in the Imperial German Polytechnic Institute, Prague. Translated from the Second Enlarged and Revised Edition with Supplement. By H. H. P. POWLES, Assoc. Memb. Institution of Civil Engineers. Nearly 400 pp. Illustrated with 28 Folding Plates, and 167 Woodcuts. Royal 8vo, 25s. cloth.

"This valuable work is, and will remain, the standard authority on the science of milling. . . . The miller who has read and digested this work will have laid the foundation, so to speak, of a successful career; he will have acquired a number of general principles which he can proceed to apply. In this handsome volume we at last have the accepted text-book of modern milling in good, sound English, which has little, if any, trace of the German idiom."—*The Miller*.

"The appearance of this celebrated work in English is very opportune, and British millers will, we are sure, not be slow in availing themselves of its pages."—*Millers' Gazette*.

Soap-making.

THE ART OF SOAP-MAKING: A Practical Handbook of the Manufacture of Hard and Soft Soaps, Toilet Soaps, etc. Including many New Processes, and a Chapter on the Recovery of Glycerine from Waste Leys. By ALEXANDER WATT, Author of "Electro-Metallurgy Practically Treated," &c. With numerous Illustrations. Fourth Edition, Revised and Enlarged. Crown 8vo, 7s. 6d. cloth.

"The work will prove very useful, not merely to the technological student, but to the practical soap-boiler who wishes to understand the theory of his art."—*Chemical News*.

"Really an excellent example of a technical manual, entering, as it does, thoroughly and exhaustively, both into the theory and practice of soap manufacture. The book is well and honestly done, and deserves the considerable circulation with which it will doubtless meet."—*Knowledge*.

"Mr. Watt's book is a thoroughly practical treatise on an art which has almost no literature in our language. We congratulate the author on the success of his endeavour to fill a void in English technical literature."—*Nature*.

Paper Making.

THE ART OF PAPER MAKING: A Practical Handbook of the Manufacture of Paper from Rags, Esparto, Straw, and other Fibrous Materials, Including the Manufacture of Pulp from Wood Fibre, with a Description of the Machinery and Appliances used. To which are added Details of Processes for Recovering Soda from Waste Liquors. By ALEXANDER WATT, Author of "The Art of Soap-Making," "The Art of Leather Manufacture," &c. With Illustrations. Crown 8vo, 7s. 6d. cloth.

"This book is succinct, lucid, thoroughly practical, and includes everything of interest to the modern paper-maker. The book, besides being all the student of paper-making will require in his apprenticeship, will be found of interest to the paper-maker himself. It is the latest, most practical, and most complete work on the paper-making art before the British public."—*Paper Record*.

"It may be regarded as the standard work on the subject. The book is full of valuable information. The 'Art of Paper-making,' is in every respect a model of a text-book, either for a technical class or for the private student."—*Paper and Printing Trades Journal*.

Leather Manufacture.

THE ART OF LEATHER MANUFACTURE. Being a Practical Handbook, in which the Operations of Tanning, Currying, and Leather Dressing are fully Described, and the Principles of Tanning Explained, and many Recent Processes Introduced; as also the Methods for the Estimation of Tannin, and a Description of the Arts of Glue Boiling, Gut Dressing, &c. By ALEXANDER WATT, Author of "Soap-Making," "Electro-Metallurgy," &c. With numerous Illustrations. Second Edition. Crown 8vo, 9s. cloth.

"A sound, comprehensive treatise on tanning and its accessories. The book is an eminently valuable production, which redounds to the credit of both author and publishers."—*Chemical Review*.

"This volume is technical without being tedious, comprehensive and complete without being prosy, and it bears on every page the impress of a master hand. We have never come across a better trade treatise, nor one that so thoroughly supplied an absolute want."—*Shoe and Leather Trades' Chronicle*.

Boot and Shoe Making.

THE ART OF BOOT AND SHOE-MAKING. A Practical Handbook, including Measurement, Last-Fitting, Cutting-Out, Closing, and Making, with a Description of the most approved Machinery employed, By JOHN B. LENO, late Editor of *St. Crispin*, and *The Boot and Shoe-Maker*. With numerous Illustrations. Third Edition. 12mo, 2s. cloth limp.

"This excellent treatise is by far the best work ever written on the subject. The chapter on clicking, which shows how waste may be prevented, will save fifty times the price of the book."—*Scottish Leather Trader*.

Dentistry Construction.

MECHANICAL DENTISTRY: A Practical Treatise on the Construction of the various kinds of Artificial Dentures. Comprising also Useful Formulæ, Tables, and Receipts for Gold Plate, Clasps, Solders, &c. &c. By CHARLES HUNTER. Third Edition, Revised. With upwards of 100 Wood Engravings. Crown 8vo, 3s. 6d. cloth.

"The work is very practical."—*Monthly Review of Dental Surgery*.

"We can strongly recommend Mr. Hunter's treatise to all students preparing for the profession of dentistry, as well as to every mechanical dentist."—*Dublin Journal of Medical Science*.

Wood Engraving.

WOOD ENGRAVING: A Practical and Easy Introduction to the Study of the Art. By WILLIAM NORMAN BROWN. Second Edition. With numerous Illustrations. 12mo, 1s. 6d. cloth limp.

"The book is clear and complete, and will be useful to anyone wanting to understand the first elements of the beautiful art of wood engraving."—*Graphic*.

Horology.

A TREATISE ON MODERN HOROLOGY, in Theory and Practice. Translated from the French of CLAUDIUS SAUNIER, ex-Director of the School of Horology at Maçon, by JULIEN TRIPPLIN, F.R.A.S., Besançon Watch Manufacturer, and EDWARD RIGG, M.A., Assayer in the Royal Mint. With 78 Woodcuts and 22 Coloured Copper Plates. Second Edition. Super-royal 8vo, £2 2s. cloth; £2 10s. half-calf.

"There is no horological work in the English language at all to be compared to this production of M. Saunier's for clearness and completeness. It is alike good as a guide for the student and as a reference for the experienced horologist and skilled workman."—*Horological Journal*.

"The latest, the most complete, and the most reliable of those literary productions to which continental watchmakers are indebted for the mechanical superiority over their English brethren—in fact, the Book of Books, is M. Saunier's 'Treatise.'"—*Watchmaker, Jeweller and Silversmith*.

Watchmaking.

THE WATCHMAKER'S HANDBOOK. Intended as a Workshop Companion for those engaged in Watchmaking and the Allied Mechanical Arts. Translated from the French of CLAUDIUS SAUNIER, and considerably enlarged by JULIEN TRIPPLIN, F.R.A.S., Vice-President of the Horological Institute, and EDWARD RIGG, M.A., Assayer in the Royal Mint. With numerous Woodcuts and 14 Copper Plates. Third Edition. Crown 8vo, 9s. cloth.

"Each part is truly a treatise in itself. The arrangement is good and the language is clear and concise. It is an admirable guide for the young watchmaker."—*Engineering*.

"It is impossible to speak too highly of its excellence. It fulfils every requirement in a handbook intended for the use of a workman. Should be found in every workshop."—*Watch and Clockmaker*.

"This book contains an immense number of practical details bearing on the daily occupation of a watchmaker."—*Watchmaker and Metalworker* (Chicago).

Watches and Timekeepers.

A HISTORY OF WATCHES AND OTHER TIMEKEEPERS. By JAMES F. KENDAL, M.B.H.Inst. 250 pp., with 88 Illustrations, 1s. 6d. boards; or 2s. 6d. cloth gilt. [Just published.]

"Mr. Kendal's book, for its size, is the best which has yet appeared on this subject in the English language."—*Industries*.

"Open the book where you may, there is interesting matter in it concerning the ingenious devices of the ancient or modern horologer. The subject is treated in a liberal and entertaining spirit, as might be expected of a historian who is a master of the craft."—*Saturday Review*.

Electrolysis of Gold, Silver, Copper, etc.

ELECTRO-DEPOSITION: A Practical Treatise on the Electrolysis of Gold, Silver, Copper, Nickel, and other Metals and Alloys. With descriptions of Voltaic Batteries, Magneto and Dynamo-Electric Machines, Thermopiles, and of the Materials and Processes used in every Department of the Art, and several Chapters on Electro-Metallurgy. By ALEXANDER WATT, Author of "Electro-Metallurgy," &c. With numerous Illustrations. Third Edition, Revised and Corrected. Crown 8vo, 9s. cloth.

"Eminently a book for the practical worker in electro-deposition. It contains practical descriptions of methods, processes and materials as actually pursued and used in the workshop."—*Engineer*.

Electro-Metallurgy.

ELECTRO-METALLURGY; Practically Treated. By ALEXANDER WATT, Author of "Electro-Deposition," &c. Ninth Edition, Enlarged and Revised, with Additional Illustrations, and including the most recent Processes. 12mo, 4s. cloth boards.

"From this book both amateur and artisan may learn everything necessary for the successful prosecution of electroplating."—*Iron*.

Working in Gold.

THE JEWELLER'S ASSISTANT IN THE ART OF WORKING IN GOLD: A Practical Treatise for Masters and Workmen, Compiled from the Experience of Thirty Years' Workshop Practice. By GEORGE E. GEE, Goldsmith and Silversmith, Author of "The Goldsmith's Handbook," &c. Crown 8vo, 7s. 6d. cloth. [Just published.]

"This manual of technical education is apparently destined to be a valuable auxiliary to a handicraft which is certainly capable of great improvement."—*The Times*.

"This volume will be very useful in the workshop, as the knowledge is practical, having been acquired by long experience, and all the recipes and directions are guaranteed to be successful if properly worked out."—*Jeweller and Metalworker*.

Electroplating.

ELECTROPLATING: A Practical Handbook on the Deposition of Copper, Silver, Nickel, Gold, Aluminium, Brass, Platinum, &c. &c. With Descriptions of the Chemicals, Materials, Batteries, and Dynamo Machines used in the Art. By J. W. URQUHART, C.E., Author of "Electric Light," &c. Second Edition, Revised, with Additions. Numerous Illustrations. Crown 8vo, 5s. cloth.

"An excellent practical manual."—*Engineering*,

"An excellent work, giving the newest information."—*Horological Journal*.

Electrotyping.

ELECTROTYPING: *The Reproduction and Multiplication of Printing Surfaces and Works of Art by the Electro-deposition of Metals.* By J. W. URQUHART, C.E. Crown 8vo, 5s. cloth.

"The book is thoroughly practical. The reader is, therefore, conducted through the leading laws of electricity, then through the metals used by electrotypers, the apparatus, and the depositing processes, up to the final preparation of the work."—*Art Journal*.

Goldsmiths' Work.

THE GOLDSMITH'S HANDBOOK. By GEORGE E. GEE, Jeweller, &c. Third Edition, considerably Enlarged. 12mo, 3s. 6d. cl. bds.

"A good, sound educator, and will be generally accepted as an authority."—*Horological Journal*.

Silversmiths' Work.

THE SILVERSMITH'S HANDBOOK. By GEORGE E. GEE, Jeweller, &c. Second Edition, Revised, with numerous Illustrations. 12mo, 3s. 6d. cloth boards.

"The chief merit of the work is its practical character. . . . The workers in the trade will speedily discover its merits when they sit down to study it."—*English Mechanic*.

* * * *The above two works together, strongly half-bound, price 7s.*

Bread and Biscuit Baking.

THE BREAD AND BISCUIT BAKER'S AND SUGAR-BOILER'S ASSISTANT. Including a large variety of Modern Recipes. With Remarks on the Art of Bread-making. By ROBERT WELLS, Practical Baker. Second Edition, with Additional Recipes. Crown 8vo, 2s. cloth.

"A large number of wrinkles for the ordinary cook, as well as the baker."—*Saturday Review*.

Confectionery for Hotels and Restaurants.

THE PASTRYCOOK AND CONFECTIONER'S GUIDE, For Hotels, Restaurants and the Trade in general, adapted also for Family Use. By ROBERT WELLS, Author of "The Bread and Biscuit Baker's and Sugar-Boiler's Assistant." Crown 8vo, 2s. cloth.

"We cannot speak too highly of this really excellent work. In these days of keen competition our readers cannot do better than purchase this book."—*Bakers' Times*.

Ornamental Confectionery.

ORNAMENTAL CONFECTIONERY: A Guide for Bakers, Confectioners and Pastrycooks; including a variety of Modern Recipes, and Remarks on Decorative and Coloured Work. With 129 Original Designs. By ROBERT WELLS, Practical Baker, Author of "The Bread and Biscuit Baker's and Sugar-Boiler's Assistant," &c. Crown 8vo, cloth gilt, 5s.

"A valuable work, practical, and should be in the hands of every baker and confectioner. The illustrative designs are alone worth treble the amount charged for the whole work."—*Bakers' Times*.

Flour Confectionery.

THE MODERN FLOUR CONFECTIONER. Wholesale and Retail. Containing a large Collection of Recipes for Cheap Cakes, Biscuits, &c. With Remarks on the Ingredients used in their Manufacture. To which are added Recipes for Dainties for the Working Man's Table. By R. WELLS, Author of "The Bread and Biscuit Baker," &c. Crown 8vo, 2s. cl.

"The work is of a decidedly practical character, and in every recipe regard is had to economical working."—*North British Daily Mail*.

Laundry Work.

LAUNDRY MANAGEMENT. A Handbook for Use in Private and Public Laundries, Including Descriptive Accounts of Modern Machinery and Appliances for Laundry Work. By the Editor of "The Laundry Journal." With numerous Illustrations. Crown 8vo, 2s. 6d. cloth.

"This book should certainly occupy an honoured place on the shelves of all housekeepers who wish to keep themselves *au courant* of the newest appliances and methods."—*The Queen*.

HANDYBOOKS FOR HANDICRAFTS.

By PAUL N. HASLUCK,

EDITOR OF "WORK" (NEW SERIES); AUTHOR OF "LATHEWORK," "MILLING MACHINES, &C."

Crown 8vo, 144 pages, cloth, price 1s. each.

These **HANDYBOOKS** have been written to supply information for **WORKMEN, STUDENTS, and AMATEURS** in the several Handicrafts, on the actual PRACTICE of the WORKSHOP, and are intended to convey in plain language **TECHNICAL KNOWLEDGE** of the several CRAFTS. In describing the processes employed, and the manipulation of material, workshop terms are used; workshop practice is fully explained; and the text is freely illustrated with drawings of modern tools, appliances, and processes.

**** The following Volumes are now ready :**

THE METAL TURNER'S HANDYBOOK. A Practical Manual for Workers at the Foot-Lathe. With over 100 Illustrations. Price 1s.

"The book will be of service alike to the amateur and the artisan turner. It displays thorough knowledge of the subject."—*Scotsman*.

THE WOOD TURNER'S HANDYBOOK. A Practical Manual for Workers at the Lathe. With over 100 Illustrations. Price 1s.

"We recommend the book to young turners and amateurs. A multitude of workmen have hitherto sought in vain for a manual of this special industry."—*Mechanical World*.

THE WATCH JOBBER'S HANDYBOOK. A Practical Manual on Cleaning, Repairing, and Adjusting. With upwards of 100 Illustrations. Price 1s.

"We strongly advise all young persons connected with the watch trade to acquire and study this inexpensive work."—*Clerkenwell Chronicle*.

THE PATTERN MAKER'S HANDYBOOK. A Practical Manual on the Construction of Patterns for Founders. With upwards of 100 Illustrations. Price 1s.

"A most valuable, if not indispensable, manual for the pattern maker."—*Knowledge*.

THE MECHANIC'S WORKSHOP HANDYBOOK. A Practical Manual on Mechanical Manipulation. Embracing Information on various Handicraft Processes, with Useful Notes and Miscellaneous Memoranda. Comprising about 200 Subjects. Price 1s.

"A very clever and useful book, which should be found in every workshop; and it should certainly find a place in all technical schools."—*Saturday Review*.

THE MODEL ENGINEER'S HANDYBOOK. A Practical Manual on the Construction of Model Steam Engines. With upwards of 100 Illustrations. Price 1s.

"Mr. Hasluck has produced a very good little book."—*Builder*.

THE CLOCK JOBBER'S HANDYBOOK. A Practical Manual on Cleaning, Repairing, and Adjusting. With upwards of 100 Illustrations. Price 1s.

"It is of inestimable service to those commencing the trade."—*Coventry Standard*.

THE CABINET WORKER'S HANDYBOOK: A Practical Manual on the Tools, Materials, Appliances, and Processes employed in Cabinet Work. With upwards of 100 Illustrations. Price 1s.

"Mr. Hasluck's thoroughgoing little Handybook is amongst the most practical guides we have seen for beginners in cabinet-work."—*Saturday Review*.

*** The following are in preparation :**

THE WOODWORKER'S HANDYBOOK.

THE METALWORKER'S HANDYBOOK.

The following **NOTICES OF THE PRESS** show the estimation in which the Series is held:—

"Written by a man who knows, not only how work ought to be done, but how to do it, and how to convey his knowledge to others."—*Engineering*.

"Mr. Hasluck writes admirably, and gives complete instructions."—*Engineer*.

"These handy volumes are certain to give thorough help in the groundwork of his profession to any intelligent apprentice."—*Daily Telegraph*.

"Mr. Hasluck combines the experience of a practical teacher with the manipulative skill and scientific knowledge of processes of the trained mechanic, and the manuals are marvels of what can be produced at a popular price."—*Schoolmaster*.

"Helpful to workmen of all ages and degrees of experience."—*Daily Chronicle*.

"Practical, sensible, and remarkably cheap."—*Journal of Education*.

"Concise, clear, and practical."—*Saturday Review*.

COMMERCE, COUNTING-HOUSE WORK, TABLES, etc.

Commercial Education.

LESSONS IN COMMERCE. By Professor R. GAMBARO, of the Royal High Commercial School at Genoa. Edited and Revised by JAMES GAULT, Professor of Commerce and Commercial Law in King's College, London. Crown 8vo, 3s. 6d. cloth.

"The publishers of this work have rendered considerable service to the cause of commercial education by the opportune production of this volume. . . . The work is peculiarly acceptable to English readers and an admirable addition to existing class-books. In a phrase, we think the work attains its object in furnishing a brief account of those laws and customs of British trade with which the commercial man interested therein should be familiar."—*Chamber of Commerce Journal*.

Foreign Commercial Correspondence.

THE FOREIGN COMMERCIAL CORRESPONDENT: Being Aids to Commercial Correspondence in Five Languages—English, French, German, Italian, and Spanish. By CONRAD E. BAKER. Second Edition. Crown 8vo, 3s. 6d. cloth.

"Whoever wishes to correspond in all the languages mentioned by Mr. Baker cannot do better than study this work, the materials of which are excellent and conveniently arranged."—*Athenaeum*.

"A careful examination has convinced us that it is unusually complete, well arranged, and reliable. The book is a thoroughly good one."—*Schoolmaster*.

Accounts for Manufacturers.

FACTORY ACCOUNTS: Their Principles and Practice. A Handbook for Accountants and Manufacturers, with Appendices on the Nomenclature of Machine Details; the Income Tax Acts; the Rating of Factories; Fire and Boiler Insurance; the Factory and Workshop Acts, &c., including also a Glossary of Terms and a large number of Specimen Rulings. By EMILE GARCKE and J. M. FELLOES. Third Edition. Demy 8vo, 250 pages, price 6s. strongly bound.

"A very interesting description of the requirements of Factory Accounts. . . . the principle of assimilating the Factory Accounts to the general commercial books is one which we thoroughly agree with."—*Accountants' Journal*.

"Characterised by extreme thoroughness. There are few owners of factories who would not derive great benefit from the perusal of this most admirable work."—*Local Government Chronicle*

Intuitive Calculations.

THE COMPENDIOUS CALCULATOR; or, Easy and Concise Methods of Performing the various Arithmetical Operations required in Commercial and Business Transactions, together with Useful Tables. By DANIEL O'GORMAN. Corrected and Extended by Professor J. R. YOUNG. Twenty-seventh Edition, Revised by C. NORRIS. Fcap. 8vo, 2s. 6d. cloth limp; or, 3s. 6d. strongly half-bound in leather.

"It would be difficult to exaggerate the usefulness of a book like this to everyone engaged in commerce or manufacturing industry. It is crammed full of rules and formulæ for shortening and employing calculations."—*Knowledge*.

Modern Metrical Units and Systems.

MODERN METROLOGY: A Manual of the Metrical Units and Systems of the Present Century. With an Appendix containing a proposed English System. By LOWIS D'A. JACKSON, A.M. Inst. C.E., Author of "Aid to Survey Practice," &c. Large crown 8vo, 12s. 6d. cloth.

"We recommend the work to all interested in the practical reform of our weights and measures."—*Nature*.

The Metric System and the British Standards.

A SERIES OF METRIC TABLES, in which the British Standard Measures and Weights are compared with those of the Metric System at present in Use on the Continent. By C. H. DOWLING, C.E. 8vo, 10s. 6d. strongly bound.

"Mr. Dowling's Tables are well put together as a ready-reckoner for the conversion of one system into the other."—*Athenaeum*.

Iron and Metal Trades' Calculator.

THE IRON AND METAL TRADES' COMPANION. For expeditiously ascertaining the Value of any Goods bought or sold by Weight, from 1s. per cwt. to 112s. per cwt., and from one farthing per pound to one shilling per pound. By THOMAS DOWNIE. Strongly bound in leather, 396 pp., 9s.

"A most useful set of tables; nothing like them before existed."—*Building News*.

"Although specially adapted to the iron and metal trades, the tables will be found useful in every other business in which merchandise is bought and sold by weight."—*Railway News*.

Calculator for Numbers and Weights Combined.

THE NUMBER, WEIGHT, AND FRACTIONAL CALCULATOR. Containing upwards of 250,000 Separate Calculations, showing at a glance the value at 422 different rates, ranging from $\frac{1}{12}$ th of a Penny to 20s. each, or per cwt., and £20 per ton, of any number of articles consecutively, from 1 to 470.—Any number of cwts., qrs., and lbs., from 1 cwt. to 470 cwts.—Any number of tons, cwts., qrs., and lbs., from 1 to 1,000 tons. By WILLIAM CHADWICK, Public Accountant. Third Edition, Revised and Improved. 8vo, price 18s., strongly bound for Office wear and tear.

Is adapted for the use of Accountants and Auditors, Railway Companies, Canal Companies, Shippers, Shipping Agents, General Carriers, etc. Ironfounders, Brassfounders, Metal Merchants, Iron Manufacturers, Ironmongers, Engineers, Machinists, Boiler Makers, Millwrights, Roofing, Bridge and Girder Makers, Colliery Proprietors, etc. Timber Merchants, Builders, Contractors, Architects, Surveyors, Auctioneers, Valuers, Brokers, Mill Owners and Manufacturers, Mill Furnishers, Merchants, and General Wholesale Tradesmen. Also for the Apportionment of Mileage Charges for Railway Traffic.

* * * OPINIONS OF THE PRESS.

"It is easy of reference for any answer or any number of answers as a dictionary, and the references are even more quickly made. For making up accounts or estimates the book must prove invaluable to all who have any considerable quantity of calculations involving price and measure in any combination to do."—*Engineer.*

"The most complete and practical ready reckoner which it has been our fortune yet to see. It is difficult to imagine a trade or occupation in which it could not be of the greatest use, either in saving human labour or in checking work. The publishers have placed within the reach of every commercial man an invaluable and unfailing assistant."—*The Miller.*

Harben's Comprehensive Weight Calculator.

THE WEIGHT CALCULATOR. Being a Series of Tables upon a New and Comprehensive Plan, exhibiting at One Reference the exact Value of any Weight from 1 lb. to 15 tons, at 300 Progressive Rates, from 1d. to 168s. per cwt., and containing 186,000 Direct Answers, which, with their Combinations, consisting of a single addition (mostly to be performed at sight), will afford an aggregate of 10,266,000 Answers; the whole being calculated and designed to ensure correctness and promote despatch. By HENRY HARBEN, Accountant. Fourth Edition, carefully Corrected. Royal 8vo, £1 5s., strongly half-bound.

"A practical and useful work of reference for men of business generally; it is the best of the kind we have seen."—*Ironmonger.*

"Of priceless value to business men. It is a necessary book in all mercantile offices."—*Sheffield Independent.*

Harben's Comprehensive Discount Guide.

THE DISCOUNT GUIDE. Comprising several Series of Tables for the use of Merchants, Manufacturers, Ironmongers, and others, by which may be ascertained the exact Profit arising from any mode of using Discounts, either in the Purchase or Sale of Goods, and the method of either Altering a Rate of Discount or Advancing a Price, so as to produce, by one operation, a sum that will realise any required profit after allowing one or more Discounts: to which are added Tables of Profit or Advance from $1\frac{1}{4}$ to 90 per cent., Tables of Discount from $1\frac{1}{4}$ to $98\frac{3}{4}$ per cent., and Tables of Commission, &c., from $\frac{1}{8}$ to 10 per cent. By HENRY HARBEN, Accountant, Author of "The Weight Calculator." New Edition, carefully Revised and Corrected. Demy 8vo, 544 pp., £1 5s. half-bound.

"A book such as this can only be appreciated by business men, to whom the saving of time means saving of money. We have the high authority of Professor J. R. Young that the tables throughout the work are constructed upon strictly accurate principles. The work is a model of typographical clearness, and must prove of great value to merchants, manufacturers, and general traders."—*British Trade Journal.*

Iron Shipbuilders' and Merchants' Weight Tables.

IRON-PLATE WEIGHT TABLES: For Iron Shipbuilders, Engineers, and Iron Merchants. Containing the Calculated Weights of upwards of 150,000 different sizes of Iron Plates, from 1 foot by 6 in. by $\frac{1}{4}$ in. to 10 feet by 5 feet by 1 in. Worked out on the basis of 40 lbs. to the square foot of Iron of 1 inch in thickness. Carefully compiled and thoroughly Revised by H. BURLINSON and W. H. SIMPSON. Oblong 4to, 25s. half-bound.

"This work will be found of great utility. The authors have had much practical experience of what is wanting in making estimates; and the use of the book will save much time in making elaborate calculations."—*English Mechanic.*

AGRICULTURE, FARMING, GARDENING, etc.

Dr. Fream's New Edition of "The Standard Treatise on Agriculture."

THE COMPLETE GRAZIER, and FARMER'S and CATTLE-BREEDER'S ASSISTANT: A Compendium of Husbandry. Originally Written by WILLIAM YOUATT. Thirteenth Edition, entirely Re-written, considerably Enlarged, and brought up to the Present Requirements of Agricultural Practice, by WILLIAM FREAM, LL.D., Steven Lecturer in the University of Edinburgh, Author of "The Elements of Agriculture," &c. Royal 8vo, 1,100 pp., with over 450 Illustrations. Price £1 11s. 6d. strongly and handsomely bound. [Just published.]

EXTRACT FROM PUBLISHERS' ADVERTISEMENT.

"A treatise that made its original appearance in the first decade of the century, and that enters upon its Thirteenth Edition before the century has run its course, has undoubtedly established its position as a work of permanent value. It has been deemed expedient, therefore, to retain, as far as possible, in the present edition those features of Youatt's Work which must have commended themselves to general approval.

"The phenomenal progress of the last dozen years in the Practice and Science of Farming has rendered it necessary, however, that the volume should be re-written, and the publishers were fortunate enough to secure for the revision the services of Dr. FREAM, whose high attainments in all matters pertaining to agriculture have been so emphatically recognised by the highest professional and official authorities. In carrying out his editorial duties, Dr. FREAM has been favoured with valuable contributions by Prof. J. WORTLEY AXE, Mr. E. BROWN, Dr. BERNARD DYER, Mr. W. J. MALDEN, Mr. R. H. REW, Prof. SHELDON, Mr. J. SINCLAIR, Mr. SANDERS SPENCER, and others

"No pains have been spared to make the illustrations as representative and characteristic as possible; those of Live Stock (with one or two exceptions) being new to the work; and amongst them will be found portraits of prize-winning animals of the leading breeds.

"On the whole, it may be safely said that no effort has been lacking on the part of either Editor or Publishers to make this New Edition of 'THE COMPLETE GRAZIER' a faithful mirror of agricultural progress and a reliable record of modern practice in farming, and, as such, deserving of the reputation gained by the work (*vide Mark Lane Express*) as 'a treatise which will remain a standard work on the subject as long as British agriculture endures.'"

SUMMARY OF CONTENTS.

- BOOK I. ON THE VARIETIES, BREEDING, REARING, FATTENING, AND MANAGEMENT OF CATTLE.
- BOOK II. ON THE ECONOMY AND MANAGEMENT OF THE DAIRY.
- BOOK III. ON THE BREEDING, REARING, AND MANAGEMENT OF HORSES.
- BOOK IV. ON THE BREEDING, REARING, AND FATTENING OF SHEEP.
- BOOK V. ON THE BREEDING, REARING, AND FATTENING OF SWINE.
- BOOK VI. ON THE DISEASES OF LIVE STOCK.

- BOOK VII. ON THE BREEDING, REARING, AND MANAGEMENT OF POULTRY.
- BOOK VIII. ON FARM OFFICES AND IMPLEMENTS OF HUSBANDRY.
- BOOK IX. ON THE CULTURE AND MANAGEMENT OF GRASS LANDS.
- BOOK X. ON THE CULTIVATION AND APPLICATION OF GRASSES, PULSE, AND ROOTS.
- BOOK XI. ON MANURES AND THEIR APPLICATION TO GRASS LAND & CROPS.
- BOOK XII. MONTHLY CALENDARS OF FARMWORK.

**** OPINIONS OF THE PRESS ON THE NEW EDITION.**

"Dr. Fream is to be congratulated on the successful attempt he has made to give us a work which will at once become the standard classic of the farm practice of the country. We believe that it will be found that it has no compeer among the many works at present in existence."—*The Times*, February 13th, 1893.

"The book is one that ought to be in every farm and in the library of every land owner."—*Mark Lane Express*.

"The best and brightest guide to the practice of husbandry, one that has no superior—no equal we might truly say—among the agricultural literature now before the public."—*Belt's Weekly Messenger*.

"In point of exhaustiveness and accuracy the work will certainly hold a pre-eminent and unique position among books dealing with scientific agricultural practice. It is, in fact, an agricultural library of itself, and as such it should be in the hands of every agriculturist."—*North British Agriculturist*.

British Farm Live Stock.

FARM LIVE STOCK OF GREAT BRITAIN. By ROBERT WALLACE, F.L.S., F.R.S.E., &c., Professor of Agriculture and Rural Economy in the University of Edinburgh. Third Edition, thoroughly Revised and considerably Enlarged. With over 120 Phototypes of Prize Stock. Demy 8vo, 384 pp., with 79 Plates and Maps, price 12s. 6d. cloth. [Just published.]

"Few country gentlemen who take up this book will care to put it down again until they have looked at its hundred phototypes of prize cattle, sheep, pigs, and horses—the very best collection we have ever seen."—*Saturday Review*.

Dairy Farming.

BRITISH DAIRYING. A Handy Volume on the Work of the Dairy-Farm. For the Use of Technical Instruction Classes, Students in Agricultural Colleges, and the Working Dairy-Farmer. By Prof. J. P. SHELDON, late Special Commissioner of the Canadian Government, Author of "Dairy Farming," "The Farm and the Dairy," &c. With numerous Illustrations. Crown 8vo, 2s. 6d. cloth. [Just published.]

Agricultural Facts and Figures.

NOTE-BOOK OF AGRICULTURAL FACTS AND FIGURES FOR FARMERS AND FARM STUDENTS. By PRIMROSE McCONNELL, B.Sc., Fellow of the Highland and Agricultural Society. Fourth Edition. Royal 32mo, roan, gilt edges, with band, 4s.

"Literally teems with information, and we can cordially recommend it to all connected with agriculture."—*North British Agriculturist*.

Small Farming.

SYSTEMATIC SMALL FARMING; or, The Lessons of my Farm. Being an Introduction to Modern Farm Practice for Small Farmers. By ROBERT SCOTT BURN, Author of "Outlines of Modern Farming," &c. With numerous Illustrations, crown 8vo, 6s. cloth.

"This is the completest book of its class we have seen, and one which every amateur farmer will read with pleasure and accept as a guide."—*Field*.

"The volume contains a vast amount of useful information. No branch of farming is left untouched, from the labour to be done to the results achieved. It may be safely recommended to all who think they will be in paradise when they buy or rent a three-acre farm."—*Glasgow Herald*.

Modern Farming.

OUTLINES OF MODERN FARMING. By R. SCOTT BURN. Soils, Manures, and Crops—Farming and Farming Economy—Cattle, Sheep, and Horses—Management of Dairy, Pigs, and Poultry—Utilisation of Town-Sewage, Irrigation, &c. Sixth Edition. In One Vol., 1,250 pp., half-bound, profusely Illustrated, 12s.

"The aim of the author has been to make his work at once comprehensive and trustworthy, and in this aim he has succeeded to a degree which entitles him to much credit."—*Morning Advertiser*. "No farmer should be without this book."—*Banbury Guardian*.

Agricultural Engineering.

FARM ENGINEERING, THE COMPLETE TEXT-BOOK OF. Comprising Draining and Embanking; Irrigation and Water Supply; Farm Roads, Fences, and Gates; Farm Buildings, their Arrangement and Construction, with Plans and Estimates; Barn Implements and Machines; Field Implements and Machines; Agricultural Surveying, Levelling, &c. By Prof. JOHN SCOTT, late Professor of Agriculture and Rural Economy at the Royal Agricultural College, Cirencester, &c. &c. In One Vol., 1,150 pages, half-bound, with over 600 Illustrations, 12s.

"Written with great care, as well as with knowledge and ability. The author has done his work well; we have found him a very trustworthy guide wherever we have tested his statements, The volume will be of great value to agricultural students."—*Mark Lane Express*.

"For a young agriculturist we know of no handy volume likely to be more usefully studied."—*Bell's Weekly Messenger*.

Agricultural Text-Book.

THE FIELDS OF GREAT BRITAIN: A Text-Book of Agriculture, adapted to the Syllabus of the Science and Art Department. For Elementary and Advanced Students. By HUGH CLEMENTS (Board of Trade). Second Edition, Revised, with Additions. 18mo, 2s. 6d. cloth.

"A most comprehensive volume, giving a mass of information."—*Agricultural Economist*.

"It is a long time since we have seen a book which has pleased us more, or which contains such a vast and useful fund of knowledge."—*Educational Times*.

Tables for Farmers, etc.

TABLES, MEMORANDA, AND CALCULATED RESULTS for Farmers, Graziers, Agricultural Students, Surveyors, Land Agents, Auctioneers, etc. Selected and Arranged by SIDNEY FRANCIS. Second Edition, Revised. 272 pp., waistcoat-pocket size, 1s. 6d. limp leather.

"Weighing less than 1 oz., and occupying no more space than a match box, it contains a mass of facts and calculations which has never before, in such handy form, been obtainable. We cordially recommend it."—*Bell's Weekly Messenger*.

The Management of Bees.

BEES FOR PLEASURE AND PROFIT: A Guide to the Manipulation of Bees, the Production of Honey, and the General Management of the Apiary. By G. GORDON SAMSON. With numerous Illustrations. Crown 8vo, 1s. cloth.

"The intending bee-keeper will find exactly the kind of information required to enable him to make a successful start with his hives. The author is a thoroughly competent teacher, and his book may be commended."—*Morning Post*.

Farm and Estate Book-keeping.

BOOK-KEEPING FOR FARMERS & ESTATE OWNERS.

A Practical Treatise, presenting, in Three Plans, a System adapted for all Classes of Farms. By JOHNSON M. WOODMAN, Chartered Accountant. Second Edition, Revised. Cr. 8vo, 3s. 6d. cl. bds.; or 2s. 6d. cl. limp.

"The volume is a capital study of a most important subject."—*Agricultural Gazette*.

Farm Account Book.

WOODMAN'S YEARLY FARM ACCOUNT BOOK. Giving a Weekly Labour Account and Diary, and showing the Income and Expenditure under each Department of Crops, Live Stock, Dairy, &c. &c. With Valuation, Profit and Loss Account, and Balance Sheet at the end of the Year. By JOHNSON M. WOODMAN, Chartered Accountant, Author of Book-keeping for Farmers." Folio, 7s. 6d. half-bound.

"Contains every requisite form for keeping farm accounts readily and accurately."—*Agri-culture*.

Early Fruits, Flowers, and Vegetables.

THE FORCING GARDEN; or, How to Grow Early Fruits, Flowers, and Vegetables. With Plans and Estimates for Building Glass-houses, Pits, and Frames. With Illustrations. By SAMUEL WOOD. Crown 8vo, 3s. 6d. cloth.

"A good book, and fairly fills a place that was in some degree vacant." The book is written with great care, and contains a great deal of valuable teaching."—*Gardeners' Magazine*.

Good Gardening.

A PLAIN GUIDE TO GOOD GARDENING; or, How to Grow Vegetables, Fruits, and Flowers. By S. WOOD. Fourth Edition, with considerable Additions, &c., and numerous Illustrations. Crown 8vo, 3s. 6d. cl.

"May be recommended to young gardeners, cottagers, and specially to amateurs, for the plain, simple, and trustworthy information it gives on common matters too often neglected."—*Gardeners' Chronicle*.

Gainful Gardening.

MULTUM-IN-PARVO GARDENING; or, How to make One Acre of Land produce £620 a-year by the Cultivation of Fruits and Vegetables; also, How to Grow Flowers in Three Glass Houses, so as to realise £176 per annum clear Profit. By SAMUEL WOOD, Author of "Good Gardening," &c. Fifth and Cheaper Edition, Revised, with Additions. Crown 8vo, 1s. sewed.

"We are bound to recommend it as not only suited to the case of the amateur and gentleman's gardener, but to the market grower."—*Gardeners' Magazine*.

Gardening for Ladies.

THE LADIES' MULTUM-IN-PARVO FLOWER GARDEN, and Amateurs' Complete Guide. With Illusts. By S. WOOD. Cr. 8vo, 3s. 6d. cl.

"This volume contains a good deal of sound, common sense instruction."—*Florist*.

"Full of shrewd hints and useful instructions, based on a lifetime of experience."—*Scotsman*.

Receipts for Gardeners.

GARDEN RECEIPTS. Edited by CHARLES W. QUIN. 12mo, 1s. 6d. cloth limp.

"A useful and handy book, containing a good deal of valuable information."—*Athenaum*.

Market Gardening.

MARKET AND KITCHEN GARDENING. By Contributors to "The Garden." Compiled by C. W. SHAW, late Editor of "Gardening Illustrated." 12mo, 3s. 6d. cloth boards.

"The most valuable compendium of kitchen and market-garden work published."—*Farmer*.

Cottage Gardening.

COTTAGE GARDENING; or, Flowers, Fruits, and Vegetables for Small Gardens. By E. HOBDAV. 12mo, 1s. 6d. cloth limp.

"Contains much useful information at a small charge."—*Glasgow Herald*.

AUCTIONEERING, VALUING, LAND SURVEYING ESTATE AGENCY, etc.

Auctioneer's Assistant.

THE APPRAISER, AUCTIONEER, BROKER, HOUSE AND ESTATE AGENT AND VALUER'S POCKET ASSISTANT, for the Valuation for Purchase, Sale, or Renewal of Leases, Annuities and Reversions, and of property generally; with Prices for Inventories, &c. By JOHN WHEELER, Valuer, &c. Sixth Edition, Re-written and greatly extended by C. NORRIS, Surveyor, Valuer, &c. Royal 32mo, 5s. cloth.

"A neat and concise book of reference, containing an admirable and clearly-arranged list of prices for inventories, and a very practical guide to determine the value of furniture, &c."—*Standard*.

"Contains a large quantity of varied and useful information as to the valuation for purchase, sale, or renewal of leases, annuities and reversions, and of property generally, with prices for inventories, and a guide to determine the value of interior fittings and other effects."—*Builder*.

Auctioneering.

AUCTIONEERS: THEIR DUTIES AND LIABILITIES.

A Manual of Instruction and Counsel for the Young Auctioneer. By ROBERT SQUIBBS, Auctioneer. Second Edition, Revised and partly Re-written. Demy 8vo, 12s. 6d. cloth.

"The standard text-book on the topics of which it treats."—*Athenæum*.

"The work is one of general excellent character, and gives much information in a compendious and satisfactory form."—*Builder*.

"May be recommended as giving a great deal of information on the law relating to auctioneers, in a very readable form."—*Law Journal*.

"Auctioneers may be congratulated on having so pleasing a writer to minister to their special needs."—*Solicitors' Journal*.

Inwood's Estate Tables.

TABLES FOR THE PURCHASING OF ESTATES, Freehold, Copyhold, or Leasehold; Annuities, Advowsons, etc., and for the Renewing of Leases held under Cathedral Churches, Colleges, or other Corporate bodies, for Terms of Years certain, and for Lives; also for Valuing Reversionary Estates, Deferred Annuities, Next Presentations, &c.; together with SMART'S Five Tables of Compound Interest, and an Extension of the same to Lower and Intermediate Rates. By W. INWOOD. 23rd Edition, with considerable Additions, and new and valuable Tables of Logarithms for the more Difficult Computations of the Interest of Money, Discount, Annuities, &c., by M. FÉDOR THOMAN, of the Société Cr dit Mobilier of Paris. Crown 8vo, 8s. cloth.

"Those interested in the purchase and sale of estates, and in the adjustment of compensation cases, as well as in transactions in annuities, life insurances, &c., will find the present edition of eminent service."—*Engineering*.

Agricultural Valuer's Assistant.

THE AGRICULTURAL VALUER'S ASSISTANT. A Practical Handbook on the Valuation of Landed Estates; including Rules and Data for Measuring and Estimating the Contents, Weights, and Values of Agricultural Produce and Timber, and the Values of Feeding Stuffs, Manures, and Labour; with Forms of Tenant-Right-Valuations, Lists of Local Agricultural Customs, Scales of Compensation under the Agricultural Holdings Act, &c. &c. By TOM BRIGHT, Agricultural Surveyor. Second Edition, much Enlarged. Crown 8vo, 5s. cloth. [Just published.]

"Full of tables and examples in connection with the valuation of tenant-right, estates, labour, contents, and weights of timber, and farm produce of all kinds."—*Agricultural Gazette*.

"An eminently practical handbook, full of practical tables and data of undoubted interest and value to surveyors and auctioneers in preparing valuations of all kinds."—*Farmer*.

Plantations and Underwoods.

POLE PLANTATIONS AND UNDERWOODS: A Practical Handbook on Estimating the Cost of Forming, Renovating, Improving, and Grubbing Plantations and Underwoods, their Valuation for Purposes of Transfer, Rental, Sale, or Assessment. By TOM BRIGHT, Author of "The Agricultural Valuer's Assistant," &c. Crown 8vo, 3s. 6d. cloth.

"To valuers, foresters and agents it will be a welcome aid."—*North British Agriculturist*.

"Well calculated to assist the valuer in the discharge of his duties, and of undoubted interest and use both to surveyors and auctioneers in preparing valuations of all kinds."—*Kent Herald*.

Hudson's Land Valuer's Pocket-Book.

THE LAND VALUER'S BEST ASSISTANT: Being Tables on a very much Improved Plan, for Calculating the Value of Estates. With Tables for reducing Scotch, Irish, and Provincial Customary Acres to Statute Measure, &c. By R. HUDSON, C.E. New Edition. Royal 32mo, leather, elastic band, 4s.

Ewart's Land Improver's Pocket-Book.

THE LAND IMPROVER'S POCKET-BOOK OF FORMULÆ, TABLES, and MEMORANDA required in any Computation relating to the *Permanent Improvement of Landed Property*. By JOHN EWART, Land Surveyor and Agricultural Engineer. Second Edition, Revised. Royal 32mo, oblong, leather, gilt edges, with elastic band, 4s.

"A compendious and handy little volume."—*Spectator*.

Complete Agricultural Surveyor's Pocket-Book.

THE LAND VALUER'S AND LAND IMPROVER'S COMPLETE POCKET-BOOK. Consisting of the above Two Works bound together. Leather, gilt edges, with strap, 7s. 6d.

House Property.

HANDBOOK OF HOUSE PROPERTY. A Popular and Practical Guide to the Purchase, Mortgage, Tenancy, and Compulsory Sale of Houses and Land, including the Law of Dilapidations and Fixtures; with Examples of all kinds of Valuations, Useful Information on Building, and Suggestive Elucidations of Fine Art. By E. L. TARBUCK, Architect and Surveyor. Fifth Edition, Enlarged. 12mo, 5s. cloth.

"The advice is thoroughly practical."—*Law Journal*.

"For all who have dealings with house property, this is an indispensable guide."—*Decoration*.

"Carefully brought up to date, and much improved by the addition of a division on fine art. . . . A well-written and thoughtful work."—*Land Agent's Record*.

LAW AND MISCELLANEOUS.

Private Bill Legislation and Provisional Orders.

HANDBOOK FOR THE USE OF SOLICITORS AND ENGINEERS Engaged in Promoting Private Acts of Parliament and Provisional Orders, for the Authorization of Railways, Tramways, Works for the Supply of Gas and Water, and other undertakings of a like character. By L. LIVINGSTON MACASSEY, of the Middle Temple, Barrister-at-Law, M.Inst.C.E.; Author of "Hints on Water Supply." Demy 8vo, 950 pp., 25s. cl.

"The author's double experience as an engineer and barrister has enabled him to approach the subject alike from an engineering and legal point of view."—*Local Government Chronicle*.

Law of Patents.

PATENTS FOR INVENTIONS, AND HOW TO PROCURE THEM. Compiled for the Use of Inventors, Patentees and others. By G. G. M. HARDINGHAM, Assoc.Mem.Inst.C.E., &c. Demy 8vo, 2s. 6d. cloth.

Metropolitan Rating Appeals.

REPORTS OF APPEALS HEARD BEFORE THE COURT OF GENERAL ASSESSMENT SESSIONS, from the Year 1871 to 1885. By EDWARD RYDE and ARTHUR LYON RYDE. Fourth Edition, with Introduction and Appendix by WALTER C. RYDE, of the Inner Temple, Barrister-at-Law. 8vo, 16s. cloth.

Pocket-Book for Sanitary Officials.

THE HEALTH OFFICER'S POCKET-BOOK: A Guide to Sanitary Practice and Law. For Medical Officers of Health, Sanitary Inspectors, Members of Sanitary Authorities, &c. By EDWARD F. WILLOUGHBY, M.D. (Lond.), &c., Author of "Hygiene and Public Health." Fcap. 8vo, 7s. 6d. cloth, red edges, rounded corners. [Just published.]

"A mine of condensed information of a pertinent and useful kind on the various subjects of which it treats. The matter seems to have been carefully compiled and arranged for facility of reference, and it is well illustrated by diagrams and woodcuts. The different subjects are succinctly but fully and scientifically dealt with."—*The Lancet*.

A Complete Epitome of the Laws of this Country.

EVERY MAN'S OWN LAWYER: A Handy-Book of the Principles of Law and Equity. By A BARRISTER. Thirtieth Edition, carefully Revised, and including the Legislation of 1892. Comprising (amongst other Acts) the *Betting and Loans (Infants) Act, 1892*; the *Small Holdings Act, 1892*; the *Clergy Discipline Act, 1892*; the *Conveyancing and Law of Property Act, 1892, &c.*; as well as the *Forged Transfers Act, 1891*; the *Custody of Children Act, 1891*; the *Slander of Women Act, 1891*; the *Bankruptcy Act, 1890*; the *Directors' Liability Act, 1890*; the *Partnership Act, 1890*; the *Intestates' Estates Act, 1890*, and many other new Acts. Crown 8vo, 700 pp., price 6s. 8d. (saved at every consultation!), strongly bound in cloth.

[Just published

** *The Book will be found to comprise (amongst other matter)—*

THE RIGHTS AND WRONGS OF INDIVIDUALS—LANDLORD AND TENANT—VENDORS AND PURCHASERS—PARTNERS AND AGENTS—COMPANIES AND ASSOCIATIONS—MASTERS, SERVANTS, AND WORKMEN—LEASES AND MORTGAGES—CHURCH AND CLERGY, RITUAL—LIBEL AND SLANDER—CONTRACTS AND AGREEMENTS—BONDS AND BILLS OF SALE—CHEQUES, BILLS, AND NOTES—RAILWAY AND SHIPPING LAW—BANKRUPTCY AND INSURANCE—BORROWERS, LENDERS, AND SURETIES—CRIMINAL LAW—PARLIAMENTARY ELECTIONS—COUNTY COUNCILS—MUNICIPAL CORPORATIONS—PARISH LAW, CHURCH-WARDENS, ETC.—INSANITARY DWELLINGS AND AREAS—PUBLIC HEALTH AND NUISANCES—FRIENDLY AND BUILDING SOCIETIES—COPYRIGHT AND PATENTS—TRADE MARKS AND DESIGNS—HUSBAND AND WIFE, DIVORCE, ETC.—TRUSTEES AND EXECUTORS—GUARDIAN AND WARD, INFANTS, ETC.—GAME LAWS AND SPORTING—HORSES, HORSE-DEALING, AND DOGS—INNKEEPERS, LICENSING, ETC.—FORMS OF WILLS, AGREEMENTS, ETC. ETC

The object of this work is to enable those who consult it to help themselves to the law; and thereby to dispense, as far as possible, with professional assistance and advice. There are many wrongs and grievances which persons submit to from time to time through not knowing how or where to apply for redress; and many persons have as great a dread of a lawyer's office as of a lion's den. With this book at hand it is believed that many a SIX-AND-EIGHTPENCE may be saved; many a wrong redressed; many a right reclaimed; many a law suit avoided; and many an evil abated. The work has established itself as the standard legal adviser of all classes, and has also made a reputation for itself as a useful book of reference for lawyers residing at a distance from law libraries, who are glad to have at hand a work embodying recent decisions and enactments.

*** OPINIONS OF THE PRESS.

"It is a complete code of English Law, written in plain language, which all can understand. . . Should be in the hands of every business man, and all who wish to abolish lawyers' bills."—*Weekly Times.*

"A useful and concise epitome of the law, compiled with considerable care."—*Law Magazine*

"A complete digest of the most useful facts which constitute English law."—*Globe.*

"This excellent handbook. . . Admirably done, admirably arranged, and admirably cheap."—*Leeds Mercury.*

"A concise, cheap and complete epitome of the English law. So plainly written that he who runs may read, and he who reads may understand."—*Figaro.*

"A dictionary of legal facts well put together. The book is a very useful one."—*Spectator.*

"A work which has long been wanted, which is thoroughly well done, and which we most cordially recommend."—*Sunday Times.*

"The latest edition of this popular book ought to be in every business establishment, and on every library table."—*Sheffield Post.*

"A complete epitome of the law; thoroughly intelligible to non-professional readers."

Bell's Life.

Legal Guide for Pawnbrokers.

THE PAWNBROKERS', FACTORS' AND MERCHANTS' GUIDE TO THE LAW OF LOANS AND PLEDGES. With the Statutes and a Digest of Cases on Rights and Liabilities, Civil and Criminal, as to Loans and Pledges of Goods, Debentures, Mercantile and other Securities. By H. C. FOLKARD, Esq., Barrister-at-Law, Author of "The Law of Slander and Libel," &c. With Additions and Corrections. Fcap. 8vo, 3s. 6d. cloth.

"This work contains simply everything that requires to be known concerning the department of the law of which it treats. We can safely commend the book as unique and very nearly perfect."—*Iron.*

The Law of Contracts.

LABOUR CONTRACTS: A Popular Handbook on the Law of Contracts for Works and Services. By DAVID GIBBONS. Fourth Edition, with Appendix of Statutes by T. F. UTTLEY, Solicitor. Fcap. 8vo, 3s. 6d. cloth. [Just published.

Weale's Rudimentary Series.



LONDON, 1862.

THE PRIZE MEDAL

Was awarded to the Publishers of
"WEALE'S SERIES."



A NEW LIST OF

WEALE'S SERIES

RUDIMENTARY SCIENTIFIC, EDUCATIONAL,
AND CLASSICAL.

Comprising nearly Three Hundred and Fifty distinct works in almost every department of Science, Art, and Education, recommended to the notice of Engineers, Architects, Builders, Artisans, and Students generally, as well as to those interested in Workmen's Libraries, Literary and Scientific Institutions, Colleges, Schools, Science Classes, &c., &c.

“WEALE'S SERIES includes Text-Books on almost every branch of Science and Industry, comprising such subjects as Agriculture, Architecture and Building, Civil Engineering, Fine Arts, Mechanics and Mechanical Engineering, Physical and Chemical Science, and many miscellaneous Treatises. The whole are constantly undergoing revision, and new editions, brought up to the latest discoveries in scientific research, are constantly issued. The prices at which they are sold are as low as their excellence is assured.”—*American Literary Gazette.*

“Amongst the literature of technical education, WEALE'S SERIES has ever enjoyed a high reputation, and the additions being made by Messrs. CROSBY LOCKWOOD & SON render the series more complete, and bring the information upon the several subjects down to the present time.”—*Mining Journal.*

“It is not too much to say that no books have ever proved more popular with, or more useful to, young engineers and others than the excellent treatises comprised in WEALE'S SERIES.”—*Engineer.*

“The excellence of WEALE'S SERIES is now so well appreciated, that it would be wasting our space to enlarge upon their general usefulness and value.”—*Builder.*

“The volumes of WEALE'S SERIES form one of the best collections of elementary technical books in any language.”—*Architect.*

“WEALE'S SERIES has become a standard as well as an unrivalled collection of treatises in all branches of art and science.”—*Public Opinion.*



PHILADELPHIA, 1876.

THE PRIZE MEDAL

Was awarded to the Publishers for
Books: Rudimentary, Scientific,
"WEALE'S SERIES," ETC.



CROSBY LOCKWOOD & SON,

7, STATIONERS' HALL COURT, LUDGATE HILL, LONDON, E.C.

WEALE'S RUDIMENTARY SCIENTIFIC SERIES.




* * The volumes of this Series are freely Illustrated with Woodcuts, or otherwise, where requisite. Throughout the following List it must be understood that the books are bound in limp cloth, unless otherwise stated; but the volumes marked with a † may also be had strongly bound in cloth boards for 6d. extra.

N.B.—In ordering from this List it is recommended, as a means of facilitating business and obviating error, to quote the numbers affixed to the volumes, as well as the titles and prices.


CIVIL ENGINEERING, SURVEYING, ETC.

- No.
31. *WELLS AND WELL-SINKING.* By JOHN GEO. SWINDELL, A.R.I.B.A., and G. R. BURNELL, C.E. Revised Edition. With a New Appendix on the Qualities of Water. Illustrated. 2s.
35. *THE BLASTING AND QUARRYING OF STONE,* for Building and other Purposes. By Gen. Sir J. BURGOYNE, Bart. 1s. 6d.
43. *TUBULAR, AND OTHER IRON GIRDER BRIDGES,* particularly describing the Britannia and Conway Tubular Bridges. By G. DRYSDALE DEMPSEY, C.E. Fourth Edition. 2s.
44. *FOUNDATIONS AND CONCRETE WORKS,* with Practical Remarks' on Footings, Sand, Concrete, Béton, Pile-driving, Caissons, and Cofferdams, &c. By E. DOBSON. Seventh Edition. 1s. 6d.
60. *LAND AND ENGINEERING SURVEYING.* By T. BAKER, C.E. Fifteenth Edition, revised by Professor J. R. YOUNG. 2s.†
- 80*. *EMBANKING LANDS FROM THE SEA.* With examples and Particulars of actual Embankments, &c. By J. WIGGINS, F.G.S. 2s.
81. *WATER WORKS,* for the Supply of Cities and Towns. With a Description of the Principal Geological Formations of England as influencing Supplies of Water, &c. By S. HUGHES, C.E. New Edition. 4s.†
118. *CIVIL ENGINEERING IN NORTH AMERICA,* a Sketch of. By DAVID STEVENSON, F.R.S.E., &c. Plates and Diagrams. 3s.
167. *IRON BRIDGES, GIRDERS, ROOFS, AND OTHER WORKS.* By FRANCIS CAMPIN, C.E. 2s. 6d.†
197. *ROADS AND STREETS.* By H. LAW, C.E., revised and enlarged by D. K. CLARK, C.E., including pavements of Stone, Wood, Asphalte, &c. 4s. 6d.†
203. *SANITARY WORK IN THE SMALLER TOWNS AND IN VILLAGES.* By C. SLAGG, A.M.I.C.E. Revised Edition. 3s.†
212. *GAS-WORKS, THEIR CONSTRUCTION AND ARRANGEMENT;* and the Manufacture and Distribution of Coal Gas. Originally written by SAMUEL HUGHES, C.E. Re-written and enlarged by WILLIAM RICHARDS, C.E. Eighth Edition, with important additions. 5s. 6d.†
213. *PIONEER ENGINEERING.* A Treatise on the Engineering Operations connected with the Settlement of Waste Lands in New Countries. By EDWARD DOBSON, Assoc. Inst. C.E. 4s. 6d.†
216. *MATERIALS AND CONSTRUCTION;* A Theoretical and Practical Treatise on the Strains, Designing, and Erection of Works of Construction. By FRANCIS CAMPIN, C.E. Second Edition, revised. 3s.†
219. *CIVIL ENGINEERING.* By HENRY LAW, M.Inst. C.E. Including HYDRAULIC ENGINEERING by GEO. R. BURNELL, M.Inst. C.E. Seventh Edition, revised, with large additions by D. KINNEAR CLARK, M.Inst. C.E. 6s. 6d., Cloth boards, 7s. 6d.
268. *THE DRAINAGE OF LANDS, TOWNS, & BUILDINGS.* By G. D. DEMPSEY, C.E. Revised, with large Additions on Recent Practice in Drainage Engineering, by D. KINNEAR CLARK, M.I.C.E. Second Edition, Corrected. 4s. 6d.†

 The † indicates that these vols. may be had strongly bound at 6d. extra.

MECHANICAL ENGINEERING, ETC.

33. *CRANES*, the Construction of, and other Machinery for Raising Heavy Bodies. By JOSEPH GLYNN, F.R.S. Illustrated. 1s. 6d.
34. *THE STEAM ENGINE*. By Dr. LARDNER. Illustrated. 1s. 6d.
59. *STEAM BOILERS: their Construction and Management*. By R. ARMSTRONG, C.E. Illustrated. 1s. 6d.
82. *THE POWER OF WATER*, as applied to drive Flour Mills, and to give motion to Turbines, &c. By JOSEPH GLYNN, F.R.S. 2s. †
98. *PRACTICAL MECHANISM*, the Elements of; and Machine Tools. By T. BAKER, C.E. With Additions by J. NASMYTH, C.E. 2s. 6d. †
139. *THE STEAM ENGINE*, a Treatise on the Mathematical Theory of, with Rules and Examples for Practical Men. By T. BAKER, C.E. 1s. 6d.
164. *MODERN WORKSHOP PRACTICE*, as applied to Steam Engines, Bridges, Ship-building, &c. By J. G. WINTON. New Edition. 3s. 6d. †
165. *IRON AND HEAT*, exhibiting the Principles concerned in the Construction of Iron Beams, Pillars, and Girders. By J. ARMOUR. 2s. 6d. †
166. *POWER IN MOTION: Horse-Power, Toothed-Wheel Gearing, Long and Short Driving Bands, and Angular Forces*. By J. ARMOUR, 2s. †
171. *THE WORKMAN'S MANUAL OF ENGINEERING DRAWING*. By J. MAXTON. 7th Edn. With 7 Plates and 350 Cuts. 3s. 6d. †
190. *STEAM AND THE STEAM ENGINE*, Stationary and Portable. By J. SEWELL and D. K. CLARK, C.E. 3s. 6d. †
200. *FUEL*, its Combustion and Economy. By C. W. WILLIAMS. With Recent Practice in the Combustion and Economy of Fuel—Coal, Coke, Wood, Peat, Petroleum, &c.—by D. K. CLARK, M.I.C.E. 3s. 6d. †
202. *LOCOMOTIVE ENGINES*. By G. D. DEMPSEY, C.E.; with large additions by D. KINNEAR CLARK, M.I.C.E. 3s. †
211. *THE BOILERMAKER'S ASSISTANT* in Drawing, Templating, and Calculating Boiler and Tank Work. By JOHN COURTNEY, Practical Boiler Maker. Edited by D. K. CLARK, C.E. 100 Illustrations. 2s.
217. *SEWING MACHINERY: Its Construction, History, &c.*, with full Technical Directions for Adjusting, &c. By J. W. URQUHART, C.E. 2s. †
223. *MECHANICAL ENGINEERING*. Comprising Metallurgy, Moulding, Casting, Forging, Tools, Workshop Machinery, Manufacture of the Steam Engine, &c. By FRANCIS CAMPIN, C.E. Second Edition. 2s. 6d. †
236. *DETAILS OF MACHINERY*. Comprising Instructions for the Execution of various Works in Iron. By FRANCIS CAMPIN, C.E. 3s. †
237. *THE SMITHY AND FORGE*; including the Farrier's Art and Coach Smithing. By W. J. E. CRANE. Illustrated. 2s. 6d. †
238. *THE SHEET-METAL WORKER'S GUIDE*; a Practical Handbook for Tinsmiths, Coppersmiths, Zincworkers, &c. With 94 Diagrams and Working Patterns. By W. J. E. CRANE. Second Edition, revised. 1s. 6d.
251. *STEAM AND MACHINERY MANAGEMENT: with Hints on Construction and Selection*. By M. POWIS BALE, M.I.M.E. 2s. 6d. †
254. *THE BOILERMAKER'S READY-RECKONER*. By J. COURTNEY. Edited by D. K. CLARK, C.E. 4s.
- * * Nos. 211 and 254 in *One Vol.*, half-bound, entitled "THE BOILERMAKER'S READY-RECKONER AND ASSISTANT." By J. COURTNEY and D. K. CLARK. 7s.
255. *LOCOMOTIVE ENGINE-DRIVING*. A Practical Manual for Engineers in charge of Locomotive Engines. By MICHAEL REYNOLDS, M.S.E. Eighth Edition. 3s. 6d., limp; 4s. 6d. cloth boards.
256. *STATIONARY ENGINE-DRIVING*. A Practical Manual for Engineers in charge of Stationary Engines. By MICHAEL REYNOLDS, M.S.E. Fourth Edition. 3s. 6d. limp; 4s. 6d. cloth boards.
260. *IRON BRIDGES OF MODERATE SPAN: their Construction and Erection*. By HAMILTON W. PENDRED, C.E. 2s.


 The † indicates that these vols. may be had strongly bound at 6d. extra.

MINING, METALLURGY, ETC.

4. *MINERALOGY*, Rudiments of; a concise View of the General Properties of Minerals. By A. RAMSAY, F.G.S., F.R.G.S., &c. Third Edition, revised and enlarged. Illustrated. 3s. 6d. †
117. *SUBTERRANEAN SURVEYING*, with and without the Magnetic Needle. By T. FENWICK and T. BAKER, C.E. Illustrated. 2s. 6d. †
135. *ELECTRO-METALLURGY*; Practically Treated. By ALEXANDER WATT. Ninth Edition, enlarged and revised, with additional Illustrations, and including the most recent Processes. 3s. 6d. †
172. *MINING TOOLS*, Manual of. For the Use of Mine Managers, Agents, Students, &c. By WILLIAM MORGANS. 2s. 6d.
- 172*. *MINING TOOLS, ATLAS* of Engravings to Illustrate the above, containing 235 Illustrations, drawn to Scale. 4to. 4s. 6d.
176. *METALLURGY OF IRON*. Containing History of Iron Manufacture, Methods of Assay, and Analyses of Iron Ores, Processes of Manufacture of Iron and Steel, &c. By H. BAUERMAN, F.G.S. Sixth Edition, revised and enlarged. 5s. †
180. *COAL AND COAL MINING*. By the late Sir WARINGTON W. SMYTH, M.A., F.R.S. Seventh Edition, revised. 3s. 6d. †
195. *THE MINERAL SURVEYOR AND VALUER'S COMPLETE GUIDE*. By W. LINTERN, M.E. Third Edition, including Magnetic and Angular Surveying. With Four Plates. 3s. 6d. †
214. *SLATE AND SLATE QUARRYING*, Scientific, Practical, and Commercial. By D. C. DAVIES, F.G.S., Mining Engineer, &c. 3s. †
264. *A FIRST BOOK OF MINING AND QUARRYING*, with the Sciences connected therewith, for Primary Schools and Self-Instruction. By J. H. COLLINS, F.G.S. Second Edition, with additions. 1s. 6d.


ARCHITECTURE, BUILDING, ETC.

16. *ARCHITECTURE—ORDERS*—The Orders and their Æsthetic Principles. By W. H. LEEDS. Illustrated. 1s. 6d.
17. *ARCHITECTURE—STYLES*—The History and Description of the Styles of Architecture of Various Countries, from the Earliest to the Present Period. By T. TALBOT BURY, F.R.I.B.A., &c. Illustrated. 2s.
** ORDERS AND STYLES OF ARCHITECTURE, in One Vol., 3s. 6d.
18. *ARCHITECTURE—DESIGN*—The Principles of Design in Architecture, as deducible from Nature and exemplified in the Works of the Greek and Gothic Architects. By E. L. GARBETT, Architect. Illustrated. 2s. 6d.
- The three preceding Works, in One handsome Vol., half bound, entitled "MODERN ARCHITECTURE," price 6s.
22. *THE ART OF BUILDING*, Rudiments of. General Principles of Construction, Materials used in Building, Strength and Use of Materials, Working Drawings, Specifications, and Estimates. By E. DOBSON, 2s. †
25. *MASONRY AND STONECUTTING*: Rudimentary Treatise on the Principles of Masonic Projection and their application to Construction. By EDWARD DOBSON, M.R.I.B.A., &c. 2s. 6d. †
42. *COTTAGE BUILDING*. By C. BRUCE ALLEN, Architect. Eleventh Edition, revised and enlarged. With a Chapter on Economic Cottages for Allotments, by EDWARD E. ALLEN, C.E. 2s.
45. *LIMES, CEMENTS, MORTARS, CONCRETES, MASTICS, PLASTERING*, &c. By G. R. BURNELL, C.E. Fourteenth Edition. 1s. 6d.
57. *WARMING AND VENTILATION*. An Exposition of the General Principles as applied to Domestic and Public Buildings, Mines, Lighthouses, Ships, &c. By C. TOMLINSON, F.R.S., &c. Illustrated. 3s.
111. *ARCHES, PIERS, BUTTRESSES, &c.*: Experimental Essays on the Principles of Construction. By W. BLAND. Illustrated. 1s. 6d.

 The † indicates that these vols. may be had strongly bound at 6d. extra.

Architecture, Building, etc., *continued.*

116. *THE ACOUSTICS OF PUBLIC BUILDINGS*; or, The Principles of the Science of Sound applied to the purposes of the Architect and Builder. By T. ROGER SMITH, M.R.I.B.A., Architect. Illustrated. 1s. 6d.
127. *ARCHITECTURAL MODELLING IN PAPER*, the Art of. By T. A. RICHARDSON, Architect. Illustrated. 1s. 6d.
128. *VITRUVIUS—THE ARCHITECTURE OF MARCUS VITRUVIUS POLLO*. In Ten Books. Translated from the Latin by JOSEPH GWILT, F.S.A., F.R.A.S. With 23 Plates. 5s.
130. *GRECIAN ARCHITECTURE*, An Inquiry into the Principles of Beauty in; with an Historical View of the Rise and Progress of the Art in Greece. By the EARL OF ABERDEEN. 1s.
- * *The two preceding Works in One handsome Vol., half bound, entitled "ANCIENT ARCHITECTURE," price 6s.*
132. *THE ERECTION OF DWELLING-HOUSES*. Illustrated by a Perspective View, Plans, Elevations, and Sections of a pair of Semi-detached Villas, with the Specification, Quantities, and Estimates, &c. By S. H. BROOKS. New Edition, with Plates. 2s. 6d. †
156. *QUANTITIES & MEASUREMENTS* in Bricklayers', Masons', Plasterers', Plumbers', Painters', Paperhangers', Gilders', Smiths', Carpenters' and Joiners' Work. By A. C. BEATON, Surveyor. Ninth Edition. 1s. 6d.
175. *LOCKWOOD'S BUILDER'S PRICE BOOK FOR 1893*. A Comprehensive Handbook of the Latest Prices and Data for Builders, Architects, Engineers, and Contractors. Re-constructed, Re-written, and further Enlarged. By FRANCIS T. W. MILLER, A.R.I.B.A. 700 pages. 3s. 6d.; cloth boards, 4s. [Just Published.]
182. *CARPENTRY AND JOINERY—THE ELEMENTARY PRINCIPLES OF CARPENTRY*. Chiefly composed from the Standard Work of THOMAS TREGOLD, C.E. With a TREATISE ON JOINERY by E. WYNDHAM TARN, M.A. Fifth Edition, Revised. 3s. 6d. †
- 182*. *CARPENTRY AND JOINERY. ATLAS* of 35 Plates to accompany the above. With Descriptive Letterpress. 4to. 6s.
185. *THE COMPLETE MEASURER*; the Measurement of Boards, Glass, &c.; Unequal-sided, Square-sided, Octagonal-sided, Round Timber and Stone, and Standing Timber, &c. By RICHARD HORTON. Fifth Edition. 4s.; strongly bound in leather, 5s.
187. *HINTS TO YOUNG ARCHITECTS*. By G. WIGHTWICK. New Edition. By G. H. GUILLAUME. Illustrated. 3s. 6d. †
188. *HOUSE PAINTING, GRAINING, MARBLING, AND SIGN WRITING*: with a Course of Elementary Drawing for House-Painters, Sign-Writers, &c., and a Collection of Useful Receipts. By ELLIS A. DAVIDSON. Sixth Edition. With Coloured Plates. 5s. cloth limp; 6s. cloth boards.
189. *THE RUDIMENTS OF PRACTICAL BRICKLAYING*. In Six Sections: General Principles; Arch Drawing, Cutting, and Setting; Pointing; Paving, Tiling, Materials; Slating and Plastering; Practical Geometry, Mensuration, &c. By ADAM HAMMOND. Seventh Edition. 1s. 6d.
191. *PLUMBING*. A Text-Book to the Practice of the Art or Craft of the Plumber. With Chapters upon House Drainage and Ventilation. Sixth Edition. With 380 Illustrations. By W. P. BUCHAN. 3s. 6d. †
192. *THE TIMBER IMPORTER'S, TIMBER MERCHANT'S, and BUILDER'S STANDARD GUIDE*. By R. E. GRANDY. 2s.
206. *A BOOK ON BUILDING, Civil and Ecclesiastical*, including CHURCH RESTORATION. With the Theory of Domes and the Great Pyramid, &c. By Sir EDMUND BECKETT, Bart., LL.D., Q.C., F.R.A.S. 4s. 6d. †
226. *THE JOINTS MADE AND USED BY BUILDERS* in the Construction of various kinds of Engineering and Architectural Works. By WYVILL J. CHRISTY, Architect. With upwards of 160 Engravings on Wood. 3s. †
228. *THE CONSTRUCTION OF ROOFS OF WOOD AND IRON*. By E. WYNDHAM TARN, M.A., Architect. Second Edition, revised. 1s. 6d.


 *The † indicates that these vols. may be had strongly bound at 6d. extra.*

Architecture, Building, etc., *continued.*

229. *ELEMENTARY DECORATION*: as applied to the Interior and Exterior Decoration of Dwelling-Houses, &c. By J. W. FACEY. 2s.
257. *PRACTICAL HOUSE DECORATION*. A Guide to the Art of Ornamental Painting. By JAMES W. FACEY. 2s. 6d.
- ** *The two preceding Works, in One handsome Vol., half-bound, entitled "HOUSE DECORATION, ELEMENTARY AND PRACTICAL," price 5s.*
230. *A PRACTICAL TREATISE ON HANDRAILING*. Showing New and Simple Methods. By G. COLLINGS. Second Edition, Revised, including *A TREATISE ON STAIRBUILDING*. Plates. 2s. 6d.
247. *BUILDING ESTATES*: a Rudimentary Treatise on the Development, Sale, Purchase, and General Management of Building Land. By FOWLER MAITLAND, Surveyor. Second Edition, revised. 2s.
248. *PORTLAND CEMENT FOR USERS*. By HENRY FAIJA, Assoc. M. Inst. C.E. Third Edition, corrected. Illustrated. 2s.
252. *BRICKWORK*: a Practical Treatise, embodying the General and Higher Principles of Bricklaying, Cutting and Setting, &c. By F. WALKER. Third Edition, Revised and Enlarged. 1s. 6d.
23. *THE PRACTICAL BRICK AND TILE BOOK*. Comprising:
 189. BRICK AND TILE MAKING, by E. DOBSON, A.I.C.E.;
 265. PRACTICAL BRICKLAYING, by A. HAMMOND; BRICKCUTTING AND SETTING, by A. HAMMOND. 534 pp. with 270 Illustrations. 6s. Strongly half-bound.
253. *THE TIMBER MERCHANT'S, SAW-MILLER'S, AND IMPORTER'S FREIGHT-BOOK AND ASSISTANT*. By WM. RICHARDSON. With Additions by M. POWIS BALE, A.M. Inst. C.E. 3s. †
258. *CIRCULAR WORK IN CARPENTRY AND JOINERY*. A Practical Treatise on Circular Work of Single and Double Curvature. By GEORGE COLLINGS. Second Edition, 2s. 6d.
259. *GAS FITTING*: A Practical Handbook treating of every Description of Gas Laying and Fitting. By JOHN BLACK. 2s. 6d. †
261. *SHORING AND ITS APPLICATION*: A Handbook for the Use of Students. By GEORGE H. BLAGROVE. 1s. 6d.
265. *THE ART OF PRACTICAL BRICK CUTTING & SETTING*. By ADAM HAMMOND. With 90 Engravings. 1s. 6d.
267. *THE SCIENCE OF BUILDING*: An Elementary Treatise on the Principles of Construction. By E. WYNDHAM TARN, M.A. Lond. Third Edition, Revised and Enlarged. 3s. 6d. †
271. *VENTILATION*: a Text-book to the Practice of the Art of Ventilating Buildings. By W. P. BUCHAN, R.P., Sanitary Engineer, Author of "Plumbing," &c. 3s. 6d. †
272. *ROOF CARPENTRY*; Practical Lessons in the Framing of Wood Roofs. For the Use of Working Carpenters. By GEO. COLLINGS, Author of "Handrailing and Stairbuilding," &c. 2s. [*Just published.*]
273. *THE PRACTICAL PLASTERER*: A Compendium of Plain and Ornamental Plaster Work. By WILFRED KEMP. 2s. [*Just published.*]

SHIPBUILDING, NAVIGATION, ETC.


51. *NAVAL ARCHITECTURE*. An Exposition of the Elementary Principles. By J. PEAKE. Fifth Edition, with Plates. 3s. 6d. †
- 53*. *SHIPS FOR OCEAN & RIVER SERVICE*, Elementary and Practical Principles of the Construction of. By H. A. SOMMERFELDT. 1s. 6d.
- 53**. *AN ATLAS OF ENGRAVINGS* to Illustrate the above. Twelve large folding plates. Royal 4to, cloth. 7s. 6d.
54. *MASTING, MAST-MAKING, AND RIGGING OF SHIPS*, Also Tables of Spars, Rigging, Blocks; Chain, Wire, and Hemp Ropes, &c., relative to every class of vessels. By ROBERT KIPPING, N.A. 2s.

 *The † indicates that these vols. may be had strongly bound at 6d. extra.*

- Shipbuilding, Navigation, Marine Engineering, etc., *cont.*
- 54*. *IRON SHIP-BUILDING*. With Practical Examples and Details. By JOHN GRANTHAM, C.E. Fifth Edition. 4s.
55. *THE SAILOR'S SEA BOOK*: a Rudimentary Treatise on Navigation. By JAMES GREENWOOD, R.A. With numerous Woodcuts and Coloured Plates. New and enlarged edition. By W. H. ROSSER. 2s. 6d. †
80. *MARINE ENGINES AND STEAM VESSELS*. By ROBERT MURRAY, C.E. Eighth Edition, thoroughly Revised, with Additions by the Author and by GEORGE CARLISLE, C.E. 4s. 6d. limp; 5s. cloth boards.
- 83bis. *THE FORMS OF SHIPS AND BOATS*. By W. BLAND. Eighth Edition, Revised, with numerous Illustrations and Models. 1s. 6d.
99. *NAVIGATION AND NAUTICAL ASTRONOMY*, in Theory and Practice. By Prof. J. R. YOUNG. New Edition. 2s. 6d.
106. *SHIPS' ANCHORS*, a Treatise on. By G. COTSELL, N.A. 1s. 6d.
149. *SAILS AND SAIL-MAKING*. With Draughting, and the Centre of Effort of the Sails; Weights and Sizes of Ropes; Masting, Rigging, and Sails of Steam Vessels, &c. 12th Edition. By R. KIPPING, N.A., 2s. 6d. †
155. *ENGINEER'S GUIDE TO THE ROYAL & MERCANTILE NAVIES*. By a PRACTICAL ENGINEER. Revised by D. F. M'CARTHY. 3s.
- 55 & 204. *PRACTICAL NAVIGATION*. Consisting of The Sailor's Sea-Book. By JAMES GREENWOOD and W. H. ROSSER. Together with the requisite Mathematical and Nautical Tables for the Working of the Problems. By H. LAW, C.E., and Prof. J. R. YOUNG. 7s. Half-bound.


AGRICULTURE, GARDENING, ETC.

- 61*. *A COMPLETE READY RECKONER FOR THE ADMEASUREMENT OF LAND*, &c. By A. ARMAN. Third Edition, revised and extended by C. NORRIS, Surveyor, Valuer, &c. 2s.
131. *MILLER'S, CORN MERCHANT'S, AND FARMER'S READY RECKONER*. Second Edition, with a Price List of Modern Flour-Mill Machinery, by W. S. HUTTON, C.E. 2s.
140. *SOILS, MANURES, AND CROPS*. (Vol. I. OUTLINES OF MODERN FARMING.) By R. SCOTT BURN. Woodcuts. 2s.
141. *FARMING & FARMING ECONOMY*, Notes, Historical and Practical, on. (Vol. 2. OUTLINES OF MODERN FARMING.) By R. SCOTT BURN. 3s.
142. *STOCK; CATTLE, SHEEP, AND HORSES*. (Vol. 3. OUTLINES OF MODERN FARMING.) By R. SCOTT BURN. Woodcuts. 2s. 6d.
145. *DAIRY, PIGS, AND POULTRY*, Management of the. By R. SCOTT BURN. (Vol. 4. OUTLINES OF MODERN FARMING.) 2s.
146. *UTILIZATION OF SEWAGE, IRRIGATION, AND RECLAMATION OF WASTE LAND*. (Vol. 5. OUTLINES OF MODERN FARMING.) By R. SCOTT BURN. Woodcuts. 2s. 6d.
- * * Nos. 140-1-2-5-6, in One Vol., handsomely half-bound, entitled "OUTLINES OF MODERN FARMING." By ROBERT SCOTT BURN. Price 12s.
177. *FRUIT TREES*, The Scientific and Profitable Culture of. From the French of DU BREUIL. Revised by GEO. GLENNY. 187 Woodcuts. 3s. 6d. †
198. *SHEEP; THE HISTORY, STRUCTURE, ECONOMY, AND DISEASES OF*. By W. C. SPOONER, M.R.V.C., &c. Fifth Edition, enlarged, including Specimens of New and Improved Breeds. 3s. 6d. †
201. *KITCHEN GARDENING MADE EASY*. By GEORGE M. F. GLENNY. Illustrated. 1s. 6d. †
207. *OUTLINES OF FARM MANAGEMENT, and the Organization of Farm Labour*. By R. SCOTT BURN. 2s. 6d. †
208. *OUTLINES OF LANDED ESTATES MANAGEMENT*. By R. SCOTT BURN. 2s. 6d.
- * * Nos. 207 & 208 in One Vol., handsomely half-bound, entitled "OUTLINES OF LANDED ESTATES AND FARM MANAGEMENT." By R. SCOTT BURN. Price 6s.

 The † indicates that these vols. may be had strongly bound at 6d. extra.


Agriculture, Gardening, etc., continued.

209. **THE TREE PLANTER AND PLANT PROPAGATOR.** A Practical Manual on the Propagation of Forest Trees, Fruit Trees, Flowering Shrubs, Flowering Plants, &c. By SAMUEL WOOD. 2s.
210. **THE TREE PRUNER.** A Practical Manual on the Pruning of Fruit Trees, including also their Training and Renovation; also the Pruning of Shrubs, Climbers, and Flowering Plants. By SAMUEL WOOD. 1s. 6d.
- * Nos. 209 & 210 in One Vol., handsomely half-bound, entitled "THE TREE PLANTER, PROPAGATOR, AND PRUNER." By SAMUEL WOOD. Price 3s. 6d.
218. **THE HAY AND STRAW MEASURER:** Being New Tables for the Use of Auctioneers, Valuers, Farmers, Hay and Straw Dealers, &c. By JOHN STEELE. Fifth Edition. 2s.
222. **SUBURBAN FARMING.** The Laying-out and Cultivation of Farms, adapted to the Produce of Milk, Butter, and Cheese, Eggs, Poultry, and Pigs. By Prof. JOHN DONALDSON and R. SCOTT BURN. 3s. 6d.‡
231. **THE ART OF GRAFTING AND BUDDING.** By CHARLES BALLET. With Illustrations. 2s. 6d.‡
232. **COTTAGE GARDENING;** or, Flowers, Fruits, and Vegetables for Small Gardens. By E. HOBDAY. 1s. 6d.
233. **GARDEN RECEIPTS.** Edited by CHARLES W. QUIN. 1s. 6d.
234. **MARKET AND KITCHEN GARDENING.** By C. W. SHAW, late Editor of "Gardening Illustrated." 3s.‡
239. **DRAINING AND EMBANKING.** A Practical Treatise, embodying the most recent experience in the Application of Improved Methods. By JOHN SCOTT, late Professor of Agriculture and Rural Economy at the Royal Agricultural College, Cirencester. With 68 Illustrations. 1s. 6d.
240. **IRRIGATION AND WATER SUPPLY.** A Treatise on Water Meadows, Sewage Irrigation, and Warping; the Construction of Wells, Ponds, and Reservoirs, &c. By Prof. JOHN SCOTT. With 34 Illus. 1s. 6d.
241. **FARM ROADS, FENCES, AND GATES.** A Practical Treatise on the Roads, Tramways, and Waterways of the Farm; the Principles of Enclosures; and the different kinds of Fences, Gates, and Stiles. By Professor JOHN SCOTT. With 75 Illustrations. 1s. 6d.
242. **FARM BUILDINGS.** A Practical Treatise on the Buildings necessary for various kinds of Farms, their Arrangement and Construction, with Plans and Estimates. By Prof. JOHN SCOTT. With 105 Illus. 2s.
243. **BARN IMPLEMENTS AND MACHINES.** A Practical Treatise on the Application of Power to the Operations of Agriculture; and on various Machines used in the Threshing-barn, in the Stock-yard, and in the Dairy, &c. By Prof. J. SCOTT. With 123 Illustrations. 2s.
244. **FIELD IMPLEMENTS AND MACHINES.** A Practical Treatise on the Varieties now in use, with Principles and Details of Construction, their Points of Excellence, and Management. By Professor JOHN SCOTT. With 138 Illustrations. 2s.
245. **AGRICULTURAL SURVEYING.** A Practical Treatise on Land Surveying, Levelling, and Setting-out; and on Measuring and Estimating Quantities, Weights, and Values of Materials, Produce, Stock, &c. By Prof. JOHN SCOTT. With 62 Illustrations. 1s. 6d.
- * Nos. 239 to 245 in One Vol., handsomely half-bound, entitled "THE COMPLETE TEXT-BOOK OF FARM ENGINEERING." By Professor JOHN SCOTT. Price 12s.
250. **MEAT PRODUCTION.** A Manual for Producers, Distributors, &c. By JOHN EWART. 2s. 6d.‡
266. **BOOK-KEEPING FOR FARMERS & ESTATE OWNERS.** By J. M. WOODMAN, Chartered Accountant. 2s. 6d. cloth limp; 3s. 6d. cloth boards.

 The ‡ indicates that these vols. may be had strongly bound at 6d. extra.

MATHEMATICS, ARITHMETIC, ETC.

32. *MATHEMATICAL INSTRUMENTS*, a Treatise on; Their Construction, Adjustment, Testing, and Use concisely Explained. By J. F. HEATHER, M.A. Fourteenth Edition, revised, with additions, by A. T. WALMSLEY, M.I.C.E., Fellow of the Surveyors' Institution. Original Edition, in 1 vol., Illustrated. 2s.‡
- * * *In ordering the above, be careful to say, "Original Edition" (No. 32), to distinguish it from the Enlarged Edition in 3 vols. (Nos. 168-9-70).*
76. *DESCRIPTIVE GEOMETRY*, an Elementary Treatise on; with a Theory of Shadows and of Perspective, extracted from the French of G. MONGE. To which is added, a description of the Principles and Practice of Isometrical Projection. By J. F. HEATHER, M.A. With 14 Plates. 2s.
178. *PRACTICAL PLANE GEOMETRY*: giving the Simplest Modes of Constructing Figures contained in one Plane and Geometrical Construction of the Ground. By J. F. HEATHER, M.A. With 215 Woodcuts. 2s.
83. *COMMERCIAL BOOK-KEEPING*. With Commercial Phrases and Forms in English, French, Italian, and German. By JAMES HADDON, M.A., Arithmetical Master of King's College School, London. 1s. 6d.
34. *ARITHMETIC*, a Rudimentary Treatise on: with full Explanations of its Theoretical Principles, and numerous Examples for Practice. By Professor J. R. YOUNG. Eleventh Edition. 1s. 6d.
- 84*. A KEY to the above, containing Solutions in full to the Exercises, together with Comments, Explanations, and Improved Processes, for the Use of Teachers and Unassisted Learners. By J. R. YOUNG. 1s. 6d.
85. *EQUATIONAL ARITHMETIC*, applied to Questions of Interest, Annuities, Life Assurance, and General Commerce; with various Tables by which all Calculations may be greatly facilitated. By W. HIPSLEY. 2s.
86. *ALGEBRA*, the Elements of. By JAMES HADDON, M.A. With Appendix, containing miscellaneous Investigations, and a Collection of Problems in various parts of Algebra. 2s.
- 86*. A KEY AND COMPANION to the above Book, forming an extensive repository of Solved Examples and Problems in Illustration of the various Expedients necessary in Algebraical Operations. By J. R. YOUNG. 1s. 6d.
88. *EUCLID, THE ELEMENTS OF*: with many additional Propositions
89. and Explanatory Notes: to which is prefixed, an Introductory Essay on Logic. By HENRY LAW, C.E. 2s. 6d.‡
- * * * *Sold also separately, viz. :-*
88. EUCLID, The First Three Books. By HENRY LAW, C.E. 1s. 6d.
89. EUCLID, Books 4, 5, 6, 11, 12. By HENRY LAW, C.E. 1s. 6d.
90. *ANALYTICAL GEOMETRY AND CONIC SECTIONS*, By JAMES HANN. A New Edition, by Professor J. R. YOUNG. 2s.‡
91. *PLANE TRIGONOMETRY*, the Elements of. By JAMES HANN, formerly Mathematical Master of King's College, London. 1s. 6d.
92. *SPHERICAL TRIGONOMETRY*, the Elements of. By JAMES HANN. Revised by CHARLES H. DOWLING, C.E. 1s.
- * * *Or with "The Elements of Plane Trigonometry," in One Volume, 2s. 6d.*
93. *MENSURATION AND MEASURING*. With the Mensuration and Levelling of Land for the Purposes of Modern Engineering. By T. BAKER, C.E. New Edition by E. NUGENT, C.E. Illustrated. 1s. 6d.
101. *DIFFERENTIAL CALCULUS*, Elements of the. By W. S. B. WOOLHOUSE, F.R.A.S., &c. 1s. 6d.
102. *INTEGRAL CALCULUS*, Rudimentary Treatise on the. By HOMERSHAM COX, B.A. Illustrated. 1s.
136. *ARITHMETIC*, Rudimentary, for the Use of Schools and Self-Instruction. By JAMES HADDON, M.A. Revised by A. ARMAN. 1s. 6d.
137. A KEY TO HADDON'S RUDIMENTARY ARITHMETIC. By A. ARMAN. 1s. 6d.


 *The ‡ indicates that these vols. may be had strongly bound at 6d. extra.*

Mathematics, Arithmetic, etc., *continued.*

168. *DRAWING AND MEASURING INSTRUMENTS.* Including—I. Instruments employed in Geometrical and Mechanical Drawing, and in the Construction, Copying, and Measurement of Maps and Plans. II. Instruments used for the purposes of Accurate Measurement, and for Arithmetical Computations. By J. F. HEATHER, M.A. Illustrated. 1s. 6d.
169. *OPTICAL INSTRUMENTS.* Including (more especially) Telescopes, Microscopes, and Apparatus for producing copies of Maps and Plans by Photography. By J. F. HEATHER, M.A. Illustrated. 1s. 6d.
170. *SURVEYING AND ASTRONOMICAL INSTRUMENTS.* Including—I. Instruments Used for Determining the Geometrical Features of a portion of Ground. II. Instruments Employed in Astronomical Observations. By J. F. HEATHER, M.A. Illustrated. 1s. 6d.
- * * *The above three volumes form an enlargement of the Author's original work "Mathematical Instruments." (See No. 32 in the Series.)*
168. } *MATHEMATICAL INSTRUMENTS.* By J. F. HEATHER,
169. } M.A. Enlarged Edition, for the most part entirely re-written. The 3 Parts as
170. } above, in One thick Volume. With numerous Illustrations. 4s. 6d.†
158. *THE SLIDE RULE, AND HOW TO USE IT;* containing full, easy, and simple Instructions to perform all Business Calculations with unexampled rapidity and accuracy. By CHARLES HOARE, C.E. Sixth Edition. With a Slide Rule in tuck of cover. 2s. 6d.†
196. *THEORY OF COMPOUND INTEREST AND ANNUITIES;* with Tables of Logarithms, for the more Difficult Computations of Interest, Discount, Annuities, &c. By FÉDOR THOMAN. Fourth Edition. 4s.†
199. *THE COMPENDIOUS CALCULATOR;* or, Easy and Concise Methods of Performing the various Arithmetical Operations required in Commercial and Business Transactions; together with Useful Tables. By D. O'GORMAN. Twenty-seventh Edition, carefully revised by C. NORRIS. 2s. 6d., cloth limp; 3s. 6d., strongly half-bound in leather.
204. *MATHEMATICAL TABLES,* for Trigonometrical, Astronomical, and Nautical Calculations; to which is prefixed a Treatise on Logarithms. By HENRY LAW, C.E. Together with a Series of Tables for Navigation and Nautical Astronomy. By Prof. J. R. YOUNG. New Edition. 4s.
- 204*. *LOGARITHMS.* With Mathematical Tables for Trigonometrical, Astronomical, and Nautical Calculations. By HENRY LAW, M.Inst.C.E. New and Revised Edition. (Forming part of the above Work). 3s.
221. *MEASURES, WEIGHTS, AND MONEYS OF ALL NATIONS,* and an Analysis of the Christian, Hebrew, and Mahometan Calendars. By W. S. B. WOOLHOUSE, F.R.A.S., F.S.S. Seventh Edition, 2s. 6d.†
227. *MATHEMATICS AS APPLIED TO THE CONSTRUCTIVE ARTS.* Illustrating the various processes of Mathematical Investigation, by means of Arithmetical and Simple Algebraical Equations and Practical Examples. By FRANCIS CAMPIN, C.E. Second Edition. 3s.†

PHYSICAL SCIENCE, NATURAL PHILOSOPHY, ETC.

1. *CHEMISTRY.* By Professor GEORGE FOWNES, F.R.S. With an Appendix on the Application of Chemistry to Agriculture. 1s.
2. *NATURAL PHILOSOPHY,* Introduction to the Study of. By C. TOMLINSON. Woodcuts. 1s. 6d.
6. *MECHANICS,* Rudimentary Treatise on. By CHARLES TOMLINSON. Illustrated. 1s. 6d.
7. *ELECTRICITY;* showing the General Principles of Electrical Science, and the purposes to which it has been applied. By Sir W. SNOW HARRIS, F.R.S., &c. With Additions by R. SABINE, C.E., F.S.A. 1s. 6d.
- 7*. *GALVANISM.* By Sir W. SNOW HARRIS. New Edition by ROBERT SABINE, C.E., F.S.A. 1s. 6d.
8. *MAGNETISM;* being a concise Exposition of the General Principles of Magnetical Science. By Sir W. SNOW HARRIS. New Edition, revised by H. M. NOAD, Ph.D. With 165 Woodcuts. 3s. 6d.†


 *The † indicates that these vols. may be had strongly bound at 6d. extra.*

Physical Science, Natural Philosophy, etc., *continued.*

11. *THE ELECTRIC TELEGRAPH*; its History and Progress; with Descriptions of some of the Apparatus. By R. SABINE, C.E., F.S.A. 3s.
12. *PNEUMATICS*, including Acoustics and the Phenomena of Wind Currents, for the Use of Beginners. By CHARLES TOMLINSON, F.R.S. Fourth Edition, enlarged. Illustrated. 1s. 6d.
72. *MANUAL OF THE MOLLUSCA*; a Treatise on Recent and Fossil Shells. By Dr. S. P. WOODWARD, A.L.S. Fourth Edition. With Plates and 300 Woodcuts. 7s. 6d., cloth.
96. *ASTRONOMY*. By the late Rev. ROBERT MAIN, M.A. Third Edition, by WILLIAM THYNNE LYNN, B.A., F.R.A.S. 2s.
97. *STATICS AND DYNAMICS*, the Principles and Practice of; embracing also a clear development of Hydrostatics, Hydrodynamics, and Central Forces. By T. BAKER, C.E. Fourth Edition. 1s. 6d.
173. *PHYSICAL GEOLOGY*, partly based on Major-General PORTLOCK's "Rudiments of Geology." By RALPH TATE, A.L.S., &c. Woodcuts. 2s.
174. *HISTORICAL GEOLOGY*, partly based on Major-General PORTLOCK's "Rudiments." By RALPH TATE, A.L.S., &c. Woodcuts. 2s. 6d.
173. *RUDIMENTARY TREATISE ON GEOLOGY*, Physical and & Historical. Partly based on Major-General PORTLOCK's "Rudiments of Geology." By RALPH TATE, A.L.S., F.G.S., &c. In One Volume. 4s. 6d. †
183. *ANIMAL PHYSICS*, Handbook of. By Dr. LARDNER, D.C.L., & formerly Professor of Natural Philosophy and Astronomy in University College, Lond. With 520 Illustrations. In One Vol. 7s. 6d., cloth boards.
184. *ANIMAL PHYSICS*. By Dr. LARDNER. Part I., Chapters I.—VII. 4s.
184. *ANIMAL PHYSICS*. By Dr. LARDNER. Part II., Chapters VIII.—XVIII. 3s.
269. *LIGHT*: an Introduction to the Science of Optics, for the Use of Students of Architecture, Engineering, and other Applied Sciences. By E. WYNDHAM TARN, M.A. 1s. 6d. [*Just published.*]

FINE ARTS.

20. *PERSPECTIVE FOR BEGINNERS*. Adapted to Young Students and Amateurs in Architecture, Painting, &c. By GEORGE PYNE. 2s.
40. *GLASS STAINING, AND THE ART OF PAINTING ON GLASS*. From the German of Dr. GESSERT and EMANUEL OTTO FROMBERG. With an Appendix on THE ART OF ENAMELLING. 2s. 6d.
69. *MUSIC*, A Rudimentary and Practical Treatise on. With numerous Examples. By CHARLES CHILD SPENCER. 2s. 6d.
71. *PIANOFORTE*, The Art of Playing the. With numerous Exercises & Lessons from the Best Masters. By CHARLES CHILD SPENCER. 1s. 6d.
- 69-71. *MUSIC & THE PIANOFORTE*. In one vol. Half bound, 5s.
181. *PAINTING POPULARLY EXPLAINED*, including Fresco, Oil, Mosaic, Water Colour, Water-Glass, Tempera, Encaustic, Miniature, Painting on Ivory, Vellum, Pottery, Enamel, Glass, &c. With Historical Sketches of the Progress of the Art by THOMAS JOHN GULLICK, assisted by JOHN TIMBS, F.S.A. Sixth Edition, revised and enlarged. 5s. †
186. *A GRAMMAR OF COLOURING*, applied to Decorative Painting and the Arts. By GEORGE FIELD. New Edition, enlarged and adapted to the Use of the Ornamental Painter and Designer. By ELLIS A. DAVIDSON. With two new Coloured Diagrams, &c. 3s. †
246. *A DICTIONARY OF PAINTERS, AND HANDBOOK FOR PICTURE AMATEURS*; including Methods of Painting, Cleaning, Re-lining and Restoring, Schools of Painting, &c. With Notes on the Copyists and Imitators of each Master. By PHILIPPE DARYL. 2s. 6d. †


 The † indicates that these vols. may be had strongly bound at 6d. extra.

INDUSTRIAL AND USEFUL ARTS.

23. *BRICKS AND TILES*, Rudimentary Treatise on the Manufacture of. By E. DOBSON, M.R.I.B.A. Illustrated, 3s.†
67. *CLOCKS, WATCHES, AND BELLS*, a Rudimentary Treatise on. By Sir EDMUND BECKETT, LL.D., Q.C. Seventh Edition, revised and enlarged. 4s. 6d. limp; 5s. 6d. cloth boards.
- 83** *CONSTRUCTION OF DOOR LOCKS*. Compiled from the Papers of A. C. HOBBS, and Edited by CHARLES TOMLINSON, F.R.S. 2s. 6d.
162. *THE BRASS FOUNDER'S MANUAL*; Instructions for Modelling, Pattern-Making, Moulding, Turning, Filing, Burnishing, Bronzing, &c. With copious Receipts, &c. By WALTER GRAHAM. 2s.†
205. *THE ART OF LETTER PAINTING MADE EASY*. By J. G. BADENOCH. Illustrated with 12 full-page Engravings of Examples. 1s. 6d.
215. *THE GOLDSMITH'S HANDBOOK*, containing full Instructions for the Alloying and Working of Gold. By GEORGE E. GEE, 3s.†
225. *THE SILVERSMITH'S HANDBOOK*, containing full Instructions for the Alloying and Working of Silver. By GEORGE E. GEE, 3s.†
- * * * *The two preceding Works, in One handsome Vol., half-bound, entitled "THE GOLDSMITH'S & SILVERSMITH'S COMPLETE HANDBOOK," 7s.*
249. *THE HALL-MARKING OF JEWELLERY PRACTICALLY CONSIDERED*. By GEORGE E. GEE. 3s.†
224. *COACH BUILDING*, A Practical Treatise, Historical and Descriptive. By J. W. BURGESS. 2s. 6d.†
235. *PRACTICAL ORGAN BUILDING*. By W. E. DICKSON, M.A., Precentor of Ely Cathedral. Illustrated. 2s. 6d.†
262. *THE ART OF BOOT AND SHOEMAKING*. By JOHN BEDFORD LENO. Numerous Illustrations. Third Edition. 2s.
263. *MECHANICAL DENTISTRY*: A Practical Treatise on the Construction of the Various Kinds of Artificial Dentures, with Formulæ, Tables, Receipts, &c. By CHARLES HUNTER. Third Edition. 3s.†
270. *WOOD ENGRAVING*: A Practical and Easy Introduction to the Study of the Art. By W. N. BROWN. 1s. 6d.

MISCELLANEOUS VOLUMES.

36. *A DICTIONARY OF TERMS used in ARCHITECTURE, BUILDING, ENGINEERING, MINING, METALLURGY, ARCHÆOLOGY, the FINE ARTS, &c.* By JOHN WEALE. Sixth Edition. Revised by ROBERT HUNT, F.R.S. Illustrated. 5s. limp; 6s. cloth boards.
50. *LABOUR CONTRACTS*. A Popular Handbook on the Law of Contracts for Works and Services. By DAVID GIBBONS. Fourth Edition, Revised, with Appendix of Statutes by T. F. UTILEY, Solicitor, 3s. 6d. cloth.
112. *MANUAL OF DOMESTIC MEDICINE*. By R. GOODING, B.A., M.D. A Family Guide in all Cases of Accident and Emergency 2s.
- 112* *MANAGEMENT OF HEALTH*. A Manual of Home and Personal Hygiene. By the Rev. JAMES BAIRD, B.A. 1s.
150. *LOGIC*, Pure and Applied. By S. H. EMMENS. 1s. 6d.
153. *SELECTIONS FROM LOCKE'S ESSAYS ON THE HUMAN UNDERSTANDING*. With Notes by S. H. EMMENS. 2s.
154. *GENERAL HINTS TO EMIGRANTS*. 2s.
157. *THE EMIGRANT'S GUIDE TO NATAL*. By R. MANN. 2s.
193. *HANDBOOK OF FIELD FORTIFICATION*. By Major W. W. KNOLLYS, F.R.G.S. With 163 Woodcuts. 3s.†
194. *THE HOUSE MANAGER*: Being a Guide to Housekeeping, Practical Cookery, Pickling and Preserving, Household Work, Dairy Management, &c. By AN OLD HOUSEKEEPER. 3s. 6d.†
194. *HOUSE BOOK (The)*. Comprising:—I. THE HOUSE MANAGER. 112 & By an OLD HOUSEKEEPER. II. DOMESTIC MEDICINE. By R. GOODING, M.D. 112* III. MANAGEMENT OF HEALTH. By J. BAIRD. In One Vol., half-bound, 6s.

 The † indicates that these vols may be had strongly bound at 6d. extra.

EDUCATIONAL AND CLASSICAL SERIES.

HISTORY.

1. **England, Outlines of the History of;** more especially with reference to the Origin and Progress of the English Constitution. By WILLIAM DOUGLAS HAMILTON, F.S.A., of Her Majesty's Public Record Office. 4th Edition, revised. 5s.; cloth boards, 6s.
5. **Greece, Outlines of the History of;** in connection with the Rise of the Arts and Civilization in Europe. By W. DOUGLAS HAMILTON, of University College, London, and EDWARD LEVIEN, M.A., of Balliol College, Oxford. 2s. 6d.; cloth boards, 3s. 6d.
7. **Rome, Outlines of the History of;** from the Earliest Period to the Christian Era and the Commencement of the Decline of the Empire. By EDWARD LEVIEN, of Balliol College, Oxford. Map, 2s. 6d.; cl. bds. 3s. 6d.
9. **Chronology of History, Art, Literature, and Progress,** from the Creation of the World to the Present Time. The Continuation by W. D. HAMILTON, F.S.A. 3s.; cloth boards, 3s. 6d.
50. **Dates and Events in English History,** for the use of Candidates in Public and Private Examinations. By the Rev. E. RAND. 1s.

ENGLISH LANGUAGE AND MISCELLANEOUS.

11. **Grammar of the English Tongue, Spoken and Written.** With an Introduction to the Study of Comparative Philology. By HYDE CLARKE, D.C.L. Fifth Edition. 1s. 6d.
12. **Dictionary of the English Language, as Spoken and Written.** Containing above 100,000 Words. By HYDE CLARKE, D.C.L. 3s. 6d.; cloth boards, 4s. 6d.; complete with the GRAMMAR, cloth bds., 5s. 6d.
48. **Composition and Punctuation, familiarly Explained** for those who have neglected the Study of Grammar. By JUSTIN BRENNAN 18th Edition. 1s. 6d.
49. **Derivative Spelling-Book: Giving the Origin of Every Word** from the Greek, Latin, Saxon, German, Teutonic, Dutch, French, Spanish, and other Languages; with their present Acceptation and Pronunciation. By J. ROWBOOTHAM, F.R.A.S. Improved Edition. 1s. 6d.
51. **The Art of Extempore Speaking: Hints for the Pulpit, the Senate, and the Bar.** By M. BAUTAIN, Vicar-General and Professor at the Sorbonne. Translated from the French. 8th Edition, carefully corrected. 2s. 6d.
54. **Analytical Chemistry, Qualitative and Quantitative, a Course of.** To which is prefixed, a Brief Treatise upon Modern Chemical Nomenclature and Notation. By WM. W. PINK and GEORGE E. WEBSTER. 2s.

THE SCHOOL MANAGERS' SERIES OF READING BOOKS,

Edited by the Rev. A. R. GRANT, Rector of Hitcham, and Honorary Canon of Ely; formerly H.M. Inspector of Schools.

INTRODUCTORY PRIMER, 3d.

	s.	d.		s.	d.
FIRST STANDARD . . .	0	6	FOURTH STANDARD . . .	1	2
SECOND " . . .	0	10	FIFTH " . . .	1	6
THIRD " . . .	1	0	SIXTH " . . .	1	6

LESSONS FROM THE BIBLE. Part I. Old Testament. 1s.

LESSONS FROM THE BIBLE. Part II. New Testament, to which is added THE GEOGRAPHY OF THE BIBLE, for very young Children. By Rev. C. THORNTON FORSTER. 1s. 2d. * * * Or the Two Parts in One Volume. 2s.

FRENCH.

24. French Grammar. With Complete and Concise Rules on the Genders of French Nouns. By G. L. STRAUSS, Ph.D. 1s. 6d.
25. French-English Dictionary. Comprising a large number of New Terms used in Engineering, Mining, &c. By ALFRED ELWES. 1s. 6d.
26. English-French Dictionary. By ALFRED ELWES. 2s.
- 25,26. French Dictionary (as above). Complete, in One Vol., 3s.; cloth boards, 3s. 6d. ** Or with the GRAMMAR, cloth boards, 4s. 6d.
47. French and English Phrase Book; containing Introductory Lessons, with Translations, several Vocabularies of Words, a Collection of suitable Phrases, and Easy Familiar Dialogues. 1s. 6d.

GERMAN.

39. German Grammar. Adapted for English Students, from Heyse's Theoretical and Practical Grammar, by Dr. G. L. STRAUSS. 1s. 6d.
40. German Reader: A Series of Extracts, carefully culled from the most approved Authors of Germany; with Notes, Philological and Explanatory. By G. L. STRAUSS, Ph.D. 1s.
- 41-43. German Triglot Dictionary. By N. E. S. A. HAMILTON. In Three Parts. Part I. German-French-English. Part II. English-German-French. Part III. French-German-English. 3s., or cloth boards, 4s.
- 41-43 & 39. German Triglot Dictionary (as above), together with German Grammar (No. 39), in One Volume, cloth boards, 5s.

ITALIAN.

27. Italian Grammar, arranged in Twenty Lessons, with a Course of Exercises. By ALFRED ELWES. 1s. 6d.
28. Italian Triglot Dictionary, wherein the Genders of all the Italian and French Nouns are carefully noted down. By ALFRED ELWES. Vol. 1. Italian-English-French. 2s. 6d.
30. Italian Triglot Dictionary. By A. ELWES. Vol. 2. English-French-Italian. 2s. 6d.
32. Italian Triglot Dictionary. By ALFRED ELWES. Vol. 3. French-Italian-English. 2s. 6d.
- 28,30,32. Italian Triglot Dictionary (as above). In One Vol., 7s. 6d. Cloth boards.

SPANISH AND PORTUGUESE.

34. Spanish Grammar, in a Simple and Practical Form. With a Course of Exercises. By ALFRED ELWES. 1s. 6d.
35. Spanish-English and English-Spanish Dictionary. Including a large number of Technical Terms used in Mining, Engineering, &c. with the proper Accents and the Gender of every Noun. By ALFRED ELWES. 4s.; cloth boards, 5s. ** Or with the GRAMMAR, cloth boards, 6s.
55. Portuguese Grammar, in a Simple and Practical Form. With a Course of Exercises. By ALFRED ELWES. 1s. 6d.
56. Portuguese-English and English-Portuguese Dictionary. Including a large number of Technical Terms used in Mining, Engineering, &c., with the proper Accents and the Gender of every Noun. By ALFRED ELWES. Second Edition, Revised, 5s.; cloth boards, 6s. ** Or with the GRAMMAR, cloth boards, 7s.

HEBREW.

- 46*. Hebrew Grammar. By Dr. BRESSLAU. 1s. 6d.
44. Hebrew and English Dictionary, Biblical and Rabbinical; containing the Hebrew and Chaldee Roots of the Old Testament Post-Rabbinical Writings. By Dr. BRESSLAU. 6s.
46. English and Hebrew Dictionary. By Dr. BRESSLAU. 3s.
- 44,46. Hebrew Dictionary (as above), in Two Vols., complete, with 46* the GRAMMAR, cloth boards, 12s.

LATIN.

19. **Latin Grammar.** Containing the Inflections and Elementary Principles of Translation and Construction. By the Rev. THOMAS GOODWIN, M.A., Head Master of the Greenwich Proprietary School. 1s. 6d.
20. **Latin-English Dictionary.** By the Rev. THOMAS GOODWIN, M.A. 2s.
22. **English-Latin Dictionary;** together with an Appendix of French and Italian Words which have their origin from the Latin. By the Rev. THOMAS GOODWIN, M.A. 1s. 6d.
- 20,22. **Latin Dictionary** (as above). Complete in One Vol., 3s. 6d. cloth boards, 4s. 6d. * * Or with the GRAMMAR, cloth boards, 5s. 6d.

LATIN CLASSICS. With Explanatory Notes in English.

1. **Latin Delectus.** Containing Extracts from Classical Authors, with Genealogical Vocabularies and Explanatory Notes, by H. YOUNG. 1s. 6d.
2. **Cæsar's Commentarii de Bello Gallico.** Notes, and a Geographical Register for the Use of Schools, by H. YOUNG. 2s.
3. **Cornelius Nepos.** With Notes. By H. YOUNG. 1s.
4. **Virgilii Maronis Bucolica et Georgica.** With Notes on the Bucolics by W. RUSHTON, M.A., and on the Georgics by H. YOUNG. 1s. 6d.
5. **Virgilii Maronis Æneis.** With Notes, Critical and Explanatory, by H. YOUNG. New Edition, revised and improved. With copious Additional Notes by Rev. T. H. L. LEARY, D.C.L., formerly Scholar of Brasenose College, Oxford. 3s.
- 5* ——— Part 1. Books i.—vi., 1s. 6d.
- 5** ——— Part 2. Books vii.—xii., 2s.
6. **Horace; Odes, Epode, and Carmen Sæculare.** Notes by H. YOUNG. 1s. 6d.
7. **Horace; Satires, Epistles, and Ars Poetica.** Notes by W. BROWN-RIGG SMITH, M.A., F.R.G.S. 1s. 6d.
8. **Sallustii Crispi Catalina et Bellum Jugurthinum.** Notes, Critical and Explanatory, by W. M. DONNE, B.A., Trin. Coll., Cam. 1s. 6d.
9. **Terentii Andria et Heautontimorumenos.** With Notes, Critical and Explanatory, by the Rev. JAMES DAVIES, M.A. 1s. 6d.
10. **Terentii Adelphi, Hecyra, Phormio.** Edited, with Notes, Critical and Explanatory, by the Rev. JAMES DAVIES, M.A. 2s.
11. **Terentii Eunuchus, Comœdia.** Notes, by Rev. J. DAVIES, M.A. 1s. 6d.
12. **Ciceronis Oratio pro Sexto Roscio Amerino.** Edited, with an Introduction, Analysis, and Notes, Explanatory and Critical, by the Rev. JAMES DAVIES, M.A. 1s. 6d.
13. **Ciceronis Orationes in Catilinam, Verrem, et pro Archia.** With Introduction, Analysis, and Notes, Explanatory and Critical, by Rev. T. H. L. LEARY, D.C.L. formerly Scholar of Brasenose College, Oxford. 1s. 6d.
14. **Ciceronis Cato Major, Lælius, Brutus, sive de Senectute, de Amicitia, de Claris Oratoribus Dialogi.** With Notes by W. BROWN-RIGG SMITH, M.A., F.R.G.S. 2s.
16. **Livy: History of Rome.** Notes by H. YOUNG and W. B. SMITH, M.A. Part 1. Books i., ii., 1s. 6d.
- 16* ——— Part 2. Books iii., iv., v., 1s. 6d.
17. ——— Part 3. Books xxi., xxii., 1s. 6d.
19. **Latin Verse Selections,** from Catullus, Tibullus, Propertius, and Ovid. Notes by W. B. DONNE, M.A., Trinity College, Cambridge. 2s.
20. **Latin Prose Selections,** from Varro, Columella, Vitruvius, Seneca, Quintilian, Florus, Velleius Paterculus, Valerius Maximus Suetonius, Apuleius, &c. Notes by W. B. DONNE, M.A. 2s.
21. **Juvenalis Satiræ.** With Prolegomena and Notes by T. H. S. ESCOTT, B.A., Lecturer on Logic at King's College, London. 2s.

GREEK.

14. **Greek Grammar**, in accordance with the Principles and Philological Researches of the most eminent Scholars of our own day. By HANS CLAUDE HAMILTON. 1s. 6d.
- 15, 17. **Greek Lexicon**. Containing all the Words in General Use, with their Significations, Inflections, and Doubtful Quantities. By HENRY R. HAMILTON. Vol. 1. Greek-English, 2s. 6d.; Vol. 2. English-Greek, 2s. Or the Two Vols. in One, 4s. 6d.: cloth boards, 5s.
- 14, 15. **Greek Lexicon** (as above). Complete, with the GRAMMAR, in 17. One Vol., cloth boards, 6s.

GREEK CLASSICS. With Explanatory Notes in English.

1. **Greek Delectus**. Containing Extracts from Classical Authors, with Genealogical Vocabulary and Explanatory Notes, by H. YOUNG. New Edition, with an improved and enlarged Supplementary Vocabulary, by JOHN HUTCHISON, M.A., of the High School, Glasgow. 1s. 6d.
- 2, 3. **Xenophon's Anabasis; or, The Retreat of the Ten Thousand**. Notes and a Geographical Register, by H. YOUNG. Part 1. Books i. to iii., 1s. Part 2. Books iv. to vii., 1s.
4. **Lucian's Select Dialogues**. The Text carefully revised, with Grammatical and Explanatory Notes, by H. YOUNG. 1s. 6d.
- 5-12. **Homer, The Works of**. According to the Text of BAUMLEIN. With Notes, Critical and Explanatory, drawn from the best and latest Authorities, with Preliminary Observations and Appendices, by T. H. L. LEARY, M.A., D.C.L.
- | | | |
|---------------|-------------------------------------|---|
| THE ILIAD : | Part 1. Books i. to vi., 1s. 6d. | Part 3. Books xiii. to xviii., 1s. 6d. |
| | Part 2. Books vii. to xii., 1s. 6d. | Part 4. Books xix. to xxiv., 1s. 6d. |
| THE ODYSSEY : | Part 1. Books i. to vi., 1s. 6d. | Part 3. Books xiii. to xviii., 1s. 6d. |
| | Part 2. Books vii. to xii., 1s. 6d. | Part 4. Books xix. to xxiv., and Hymns, 2s. |
13. **Plato's Dialogues: The Apology of Socrates, the Crito, and the Phædo**. From the Text of C. F. HERMANN. Edited with Notes, Critical and Explanatory, by the Rev. JAMES DAVIES, M.A. 2s.
- 14-17. **Herodotus, The History of**, chiefly after the Text of GAISFORD. With Preliminary Observations and Appendices, and Notes, Critical and Explanatory, by T. H. L. LEARY, M.A., D.C.L.
- | |
|---|
| Part 1. Books i., ii. (The Clio and Euterpe), 2s. |
| Part 2. Books iii., iv. (The Thalia and Melpomene), 2s. |
| Part 3. Books v.-vii. (The Terpsichore, Erato, and Polymnia), 2s. |
| Part 4. Books viii., ix. (The Urania and Calliope) and Index, 1s. 6d. |
18. **Sophocles: Œdipus Tyrannus**. Notes by H. YOUNG. 1s.
20. **Sophocles: Antigone**. From the Text of DINDORF. Notes, Critical and Explanatory, by the Rev. JOHN MILNER, B.A. 2s.
23. **Euripides: Hecuba and Medea**. Chiefly from the Text of DINDORF. With Notes, Critical and Explanatory, by W. BROWNRIFF SMITH, M.A., F.R.G.S. 1s. 6d.
26. **Euripides: Alcestis**. Chiefly from the Text of DINDORF. With Notes, Critical and Explanatory, by JOHN MILNER, B.A. 1s. 6d.
30. **Æschylus: Prometheus Vincetus: The Prometheus Bound**. From the Text of DINDORF. Edited, with English Notes, Critical and Explanatory, by the Rev. JAMES DAVIES, M.A. 1s.
32. **Æschylus: Septem Contra Thebes: The Seven against Thebes**. From the Text of DINDORF. Edited, with English Notes, Critical and Explanatory, by the Rev. JAMES DAVIES, M.A. 1s.
40. **Aristophanes: Acharnians**. Chiefly from the Text, of C. H. WEISE. With Notes, by C. S. T. TOWNSHEND, M.A. 1s. 6d.
41. **Thucydides: History of the Peloponnesian War**. Notes by H. YOUNG. Book 1. 1s. 6d.
42. **Xenophon's Panegyric on Agesilaus**. Notes and Introduction by LL. F. W. JEWITT. 1s. 6d.
43. **Demosthenes. The Oration on the Crown and the Philippics**. With English Notes. By Rev. T. H. L. LEARY, D.C.L., formerly Scholar of Brasenose College, Oxford. 1s. 6d.



