



5/27-

35/1

*The University Library
Leeds*




The John F. Preston Collection

LEEDS UNIVERSITY LIBRARY

Classmark:


COOKERY
A HAS




3 0106 01122 9316

K-4.

1302





THE
FAMILY FRIEND,

OR

Housekeeper's Instructor:

CONTAINING

A VERY COMPLETE COLLECTION

OF

ORIGINAL & APPROVED

Receipts

IN

EVERY BRANCH

OF

COOKERY, CONFECTIONARY,
&c.

BY PRISCILLA HASLEHURST,

Who lived *Twelve Years* as Housekeeper

in the families of *Wm. Beckett, Esq.* of Rice Park, near Beverley; *Mrs. Jodrell*, of Manchester;
and others of the greatest respectability.

Sheffield:

Printed by J. Montgomery, Iris-Office, Hartshead.

1807.

UNIVERSITY
LIBRARY,
LEEDS
76240

PREFACE.



AS the information, contained in this little volume, is not carelessly copied from any similar work, but is really the fruit of twelve years of valuable experience, as housekeeper in very respectable families, and twenty years of diligent practice, as a confectioner and instructor of young persons in this necessary domestic knowledge, in Sheffield;---the author humbly hopes, by the accomplishment of her work, to deserve that patronage, which has enabled her to lay it before the public, and which she gratefully acknowledges.

She has nothing at all to say in disparagement of the labours of others, and little to advance in praise of her own; except, that she can conscientiously recommend the following treatise to her friends and the public as a collection of FAMILY RECEIPTS---which will be found useful and agreeable, œconomical and elegant.

1857

Faint, illegible text, possibly bleed-through from the reverse side of the page.

THE FAMILY FRIEND.

Ec.

.....

Ox Liver.

TAKE an Ox liver and cut it in two, lay it on a large board assant, then throw on two or three handfuls of salt; when it has done running, to fetch out the blood, rub it very well with saltpetre and common salt; turn it every day and rub it with salt, until it becomes sad, then take it and hang it up until dry. This is very useful in little families, or in large families; a small bit of it, and a few bones, make a very good gravy in a little time.

To make Almond Soup.

Take a large knuckle of veal, cut it in pieces and boil it with five quarts of water until it is reduced to two, with a blade or two of mace, and a few pepper corns, six ounces of Jordan almonds blanched and beat fine, a little cayenne pepper and salt, to your taste; have ready two French rolls, the size of a small tea-cup, if larger they will not look well; then take a few almonds cut length-way, stick them into the rolls both side and top; boil the almonds but not the rolls, with the soup; then put it through a hair-sieve, and the rolls in, the tureen; take two yolks of eggs, and a spoonful of flour beat together, and half a pint of thick cream, but it must not boil, after the cream is in; pour your soup upon your rolls in the tureen.

A.

To

To make Onion Soup.

Boil ten or twelve large spanish onions, in milk and water, change it three times; when they are quite soft, rub them through a hair sieve; cut an old fowl in pieces, and boil it for gravy with a blade or two of mace, strain it, and pour it upon the pulp of the onions; boil it gently with the crumb of an old penny loaf grated into half a pint of cream, add cayenne pepper, and salt to your taste, and a few heads of asparagus, which makes it eat well and look very pretty.

To make rich Vermicelli Soup.

Take a knuckle of veal, a scragg of mutton, and a shank of ham cut in pieces, three blades of mace, two carrots, two large onions, stick four cloves in the onions; four or five heads of celery a small bunch of sweet herbs cut fine, and mixt with the meat: put four ounces of butter in the bottom of the pan, and the meat in the top, and a couple of anchovies; cover it close, and put it over a slow fire, without any water, till the gravy is drained out of the meat; pour your gravy out into a bason, let your meat brown a little, but not to let it burn; then pour into it four quarts of water, let it boil gently till it is reduced to three pints, then strain it, put the other gravy to it, and set it on the fire; add to it, two ounces of vermicelli; cut the nicest part of two heads of celery, and cayenne pepper, and salt to your taste; if not good coloured, put to it a little browning: lay a small french roll in the soup dish, and pour the soup upon it and lay some of the vermicelli over it.

To

To make green pease Soup.

Shell a peck of pease, and boil them in spring water till they are soft, then work them through a hair sieve; take the thin part of the water and add some more to it; then put in a knuckle of veal; a slice of ham, one carrot and a few beet leaves, boil them two hours and clear it off; strain the gravy, and mix the pulp to it; then add to it a little spinage juice to make it a pretty colour, then give it a gentle boil, which will take off the taste of the spinage; slice in the whitest part of a head of celery and put in a lump of sugar the size of a walnut; take a slice of bread, cut it in little squares pieces, and cut a little bacon the same way, fry them a light brown in fresh butter, cut a large cabbage lettuce in slices, fry it after the other, put it in the tureen with the fry'd bread and bacon:—have ready boil'd as for eating, a pint of young pease, and put them in the soup, with a little chopped mint if you like it, and pour it into your tureen.

Gravy Soup.

Put a shank of beef, and a shank of ham to six quarts of water, and six onions; set them over a slow fire, and let them boil gently add to it a little Ox liver; when boiled enough, strain it through a hair sieve, then put in a little celery, and some beet leaves; cut a little fried toast in dices, and serve it up.

To make a Transparent Soup.

Take a leg of veal, and cut off the meat as thin as you can, when you have cut off all the

meat clean from the bone, break the bone in small pieces; put the meat in a large jug, and the bones at top, with a bunch of sweet herbs, a quarter of an ounce of mace, half a pound of jordan almonds blanched and beat fine; pour on it four quarts of boiling water, and let it stand all night by the fire, covered close; the next day put it into a well tinned sauce pan, and let it boil slowly till it is reduced to two quarts; be sure you take the scum and fat off as it rises, all the time it is boiling: strain it into a punch bowl, let it settle for two hours, pour it into a saucepan clear from the sediment, if any at the bottom; when you serve it up, you must have a french roll in your tureen.

To make a Hare Soup.

Cut a large old hare in small pieces, with two onions, three anchovies, half a pint of red wine, and two quarts of water; send it in a jug to the oven: you may scald the liver of the hare, with hot water. when the liver is scalded, pound it with the back of a wooden spoon; work a little butter in flour, and stir it over the fire; put in crisped bread steep'd in red wine, a little sago, if you like it, and serve it up.

To make brown Onion Soup.

Skin and cut in round slices six large Spanish onions; fry them in butter till they are a nice brown, and very tender, then take them out and lay them on a hair sieve, to drain out the butter; when drained, put them in a pot with five
quarts

quarts of boiling water, boil them one hour and stir them often, then add pepper and salt to your taste; rub the crumb of a penny loaf through a cullender, put it to the soup, stir it well to keep it from being in lumps, and boil it two hours more; and ten minutes before you send it up, beat the yolks of two eggs with two spoonfuls of vinegar, and a little of the soup, pour it in by degrees, and keep stirring it all the time one way, put in a few cloves if you chuse it.

N. B. It is a fine soup, and will keep three or four days.

To make mock Turtle.

Take a knuckle of veal, cut it in square pieces and season it highly with cayenne, a handful of sweet herbs, mace and pepper, and make some gravy, and send it to the oven: put in the pot a pint of Madeira wine; and when enough put in two cow heels, cut in square pieces, and thicken it with yolks of eggs; have ready force-meat balls, and hard yolks and juice of lemon, salt to your taste, and add a little more wine before you send it up.

To stew a Leg of Mutton.

Rub your mutton over with cayenne, and a little clove pepper, and stuff the shank with shallots or garlic, lay three slices of fat bacon in the bottom of the pot, and then the mutton, three large onions, a little lemon peel, a bunch of sweet herbs, and a little salt; cover it down close, put a wet cloth round the edge to keep the steam
in,

in, but stew it over a very slow fire; pour the gravy out, and put to it a quart of water and a gill of red wine; when enough, add some morelis, and thicken it to your taste; pour the gravy on, but first skin off all the fat.

To dress a Turtle about thirty pound weight.

When you kill the turtle, which must be the night before, cut off the head, and let it bleed two or three hours; then cut off the fins, and the callipee, from the callipash; take care you do not burst the gall; throw all the inwards into cold water, the guts and tripe keep by themselves, slit them open with a penknife, wash them clean in scalding water, and scrape off all the inward skin as you do them; throw them into cold water, wash them out of that, and put them into fresh water, let them lie all night, scalding the fins, and edges of the callipash and callipee; cut the meat off the shoulders, and hack the bones, and set them over the fire with the fins, in about a quart of water; add a little mace, nutmeg, cayenne, and salt; let it stew about three hours, then strain it, and put the fins by for use: the next morning take some of the meat you cut off the shoulders, and chop it as small as for sausages, with about a pound of beef or veal suet, seasoned with mace, nutmeg, sweet majoram, parsley, and cayenne, and salt to your taste, and three or four glasses of madeira wine, so stuff it under the two fleshy parts of the meat, and if you have any left, lay it over to prevent the meat from burning; then cut the remainder of the meat and the

fins

fins in pieces the size of an egg, season it pretty high with cayenne, salt, and a little nutmeg, and put into the callipash; take care that it be sewed up, or secured at both ends to keep in the gravy, then boil up the gravy, and add more wine if required, and thicken it a little with butter, and flour; put some of it to the turtle and set it in the oven with a well buttered paper over it, to keep it from burning; when it is about half baked, squeeze in the juice of one or two lemons, and stir it up; the callipash or back will take half an hour more baking than the callipee, which two hours will do; the guts must be cut in pieces, two or three inches long; the tripe in licks; put it into a mug of clear water, and set it into the oven, with the callipash and when it is enough, and drained from the water, it is to be mixed with the other parts, and sent up very hot, with a pint more Madeira wine.

To stew a Breast of Veal.

Take out the long bones in the inside, cut the skin and take it out with your fingers, then cut off both ends to make it pretty; stew the ends and the bones with a little more veal, to make the gravy; then lay the breast the meat side down and stew it whilst enough over a slow fire, with a blade or two of mace and a few pepper corns; have ready the sweet-bread boiled and cut fine, the rind of a lemon boiled and cut small, some small green pickled cucumbers, all done separate, the same size as the lemon: then melt four ounces of butter, mix it with part of the gravy
drawn

drawn as above; clear the gravy from the fat, and mix the sweet-bread, and set it over the fire; when near boiling, put in the yolks of eggs beat with flour, with half a pint of cream, but not to let it boil after the cream is in; pour it over the breast of veal, serve it up with forced-meat balls, and garnish it with bacon in rolls, and slices of lemon.

This is a grand dish for the table, and is much liked.

How to make Balls.

Half a pound of veal of a leg chopped very fine, beef suet cut fine, bread crumbs, a little lemon peel, mace, pepper, parsley, salt, lemon thyme, and a little lemon peel with two eggs, leaving out one white, beat fine in a marble mortar: then make them up into little balls, and boil them eight or ten minutes in milk and water.

To make a Herrico of a Neck of Mutton.

Cut the best end of a neck of mutton into chops, single ribs, cut the fat off the ends of the ribs and fry them a light brown; then put them into a stew pan, with as much gravy or broth as will cover them, a large carrot, half a score turnips, and onions, both of a size, and the carrots must be cut in round slices, the white part of a head of celery, a few heads of asparagus or cabbage lettuce fried, cayenne, and a little salt; boil them all together until tender, but do not thicken your gravy: put it into a tureen, or dish. It is proper for a top dish.

To make a Calf's Head Hash.

Clean your calf's head and boil it half an hour; when cold, cut the meat into thin broad slices, and put in a stew pan, with two quarts of gravy, a blade or two of mace and anchovy, a little lemon pickle, and cayenne pepper, a few sweet herbs tied up together, a little walnut catchup and a few morells: when it has stewed an hour take it off, skim it clear from fat, and put a glass of wine to it.—Garnish your dish with balls and brain cakes, and slices of lemon. Serve it up on a water dish, as it ought to be kept very hot.

To make Brain Cakes for a Calf's Head.

Take your Brains and put them in hot water to make them skin sooner; beat them well in a bason; add to them two eggs leaving out one white, some crumbs of bread, a little parsley, one sage leaf cut fine, a little mace, pepper and salt; take a pan-full of boiling hogslard, drop the brains into your pan, and fry them a light brown, lay them on a drainer, then take your hash out of the pan, and lay it upon your dish, with a fish slice; strain your gravy over it.—Garnish with Lemon and Pickle.

To Grill a Calf's Head.

Boil your Calf's Head until it be enough, then take it up and hash one half, and the other half rub over with the yolk of an egg, a little pepper, salt, bread crumbs, and parsley; set it before the fire to froth it a good deal; keep bast-

B.

ing

ing all the time, with a little butter to make the froth rise; when it is a fine light brown, dish up your hash, and lay the half of the calf's head upon it, peel the tongue and cut it down the middle and lay it on a soup plate: you must boil parsley, sage, and beet leaves, to make it green, some thick melted butter, a spoonful of cream, then mix the brains with it, and make it very hot and pour it upon the tongue.—Garnish the dish with broiled bacon and lemon.

To ragoo a Breast of Veal.

Half roast a breast of Veal, then bone it and put it in a stew pan, with a quart of veal gravy, one ounce of morells, and the same of truffles, stew it till tender, and just before you thicken the gravy, put in a few oysters, pickled mushrooms, and pickled cucumbers, cut in small square pieces, and the yolks of four eggs boiled hard, then cut your sweetbread in slices, and fry it a light brown, dish up your veal, and pour the gravy hot over it; lay your sweetbread round, the morells, truffles, and eggs upon it.—Garnish with pickled barberries. This is proper for either the top or side for dinner, or the bottom for supper.

To make Veal Olives.

Cut the thick part of a leg of Veal in thin slices, flatten them with the broad side of a cleaver, rub them over with the yolk of an egg, lay over every piece a very thin slice of bacon, strew over them a few bread crumbs, a little lemon peel and parsley chopped small, pepper, salt, and nutmeg; roll them up close and skewer them
tight,

tight, rub them with the yolks of eggs, and roll them in bread crumbs and parsley chopped small, put them into a tin dripping pan, to bake or fry them: then take a pint of good gravy, add to it a spoonful of lemon pickle, the same of wall-nut catchup, and one of browning, a little anchovy, and cayenne pepper, thicken it with flour and butter; serve them up with forced meat balls, and strain the gravy hot upon them.—Garnish with pickles, and strew over them a few pickled mushrooms. You may dress Veal Cutlets the same way, but do not roll them.

To dress Scotch Collops White.

Cut off the thick part of a leg of veal, the size and thickness of a crown piece, put a little butter into a stew pan, put in your veal and cover it up over a slow fire; when enough put your collops and gravy into a pot, and set it on the hearth to keep warm; fill the pan and fry them as above, while you have done it all, then pour the gravy from the veal, and put into your pan with a tea-spoonful of lemon pickle, a little mushroom, powder mace, cayenne and salt; boil it a few minutes, then put two yolks of eggs beat with a little flour; take a gill of thick cream put your collops in and shake them, but do not let them boil; dish them up with a few pickled mushrooms and forced meat balls.—Garnish with lemon, or kidney beans.

To dress Scotch Collops Brown.

Cut your collops the same way as the white ones: before you lay in your collops wet

them with the yolk of an egg, crumbs of bread, parsley, and seasoning; then fry them over a quick fire, then take them out and clear the gravy from them; keep them hot; add half a pint of gravy and a teaspoonfull of lemon pickle, and a large one of catchup, half an ounce of morells, half a lemon, a little anchovy, a little pepper and salt, a little flour and butter, and let them boil six minutes; then put in your collops: when hot dish them up, a few slices of bacon curled upon a skewer and browned, and a few mushrooms.—Garnish with lemon and barberries.

Forced Sweet Breads.

Put three sweet breads in boiling water five minutes; beat the yolk of an egg a little, and rub it over them with a feather, strew on bread crumbs, lemon peel and parsley, shied very fine, nutmeg, salt, and pepper to your taste, set them, before the fire to brown, and add to them a little veal gravy; put a little mushroom powder, caper liquor, or lemon juice, and browning; thicken it with flour and butter, boil it a little and pour it into your dish; lay in your sweet breads, and lay over them lemon peel in rings cut like straws.—Garnish with pickles.

To Goosify a Shoulder of Lamb.

You may stuff the shoulder bone with onions, sage, pepper, and salt, and a little butter, and stuff it into your shank: a little gravy into your dish, roast it before a quick fire, basting it with fresh butter all the while; if young lamb you may strew over it a little salt, which will make it crisper and better.

To dress Sheep's Rumps and Kidneys.

Boil six sheep's rumps in veal gravy; then lard your kidneys with bacon, and set them before the fire in a tin oven, when the rumps are tender rub them over with the yolk of an egg, a little cayenne and grated nutmeg; skim the fat off the gravy, put it in a clean stew pan, with three ounces of boiled rice, a spoonful of cream, a little mushroom powder or catchup, thicken it with flour and butter, and give it a gentle boil; fry your rumps a light brown, when you dish them up, lay them round on your rice so that the small ends meet in the middle, and lay a kidney between every rump. —Garnish with red cabbage, or barberries, and serve it up. It is a pretty side or corner dish.

To dress a Leg of Mutton to eat like Venison.

Get the largest and fattest leg of mutton you can; cut the same as a haunch of venison, keep it for several days or a week, if the weather will permit, in the air, with the thick end uppermost; wipe it with a dry cloth every day; take a paper and grease it well, and wrap about it, then a palle, and then a paper and band round it to keep the paste on; roast it about three hours, take off the paste about ten minutes before you want it, and make it a cinnamon brown: have good gravy on the dish, with a little red wine, and two boats of red wine with a little currant jelly in, with a plate of currant jelly.

Oxford

Oxford John.

Take a leg of mutton and cut it into collops ; rub the collops with eggs, then strew over them chopped shalots, with a few crumbs, and parsley, anchovy, nutmeg, pepper, and salt ; then have boiling butter ready to fry them a light brown ; keep them hot while you get the gravy ready ; half a pint of gravy, a little lemon pickle, mushroom powder, catchup, and a bit of butter, the size of a walnut worked in flour ; let it boil a few minutes ; then put the collops in, let them simmer awhile, and serve them up with a few morells.—Garnish with pickles.

To Stew a Rump of Beef.

Half roast your beef, then put it in a large saucepan with two quarts of water, and one of red wine, two or three blades of mace, a shalot, one spoonful of lemon pickle, two of wall-nut catchup, and the same of browning, pepper and salt to your taste ; let it stew over a gentle fire close covered for two hours, then take up your beef and lay it on a deep dish, skim off the fat and strain the gravy, and put in one ounce of morells, and half a pint of mushrooms ; thicken your gravy, and pour it over your beef ; lay round it forced-meat balls.—Garnish with horse-radish, and serve it up.

To make Beef-a-la-mode.

Take the bone out of a rump of beef, lard the top with bacon, then make a forced meat of four ounces of marrow, two heads of garlic, the crumbs of a penny loaf, a few sweet herbs,

herbs chopped small, nutmeg, pepper and salt to your taste, and the yolks of four eggs well beat, mix it up and stuff your beef where the bone came out, and in several places in the lean part; skewer it round and bind it about with a fillet; put it in a pot with a pint of red wine, and tie it down with strong paper, bake it in the oven for three hours; when it comes out, if you want to eat it hot, skim the fat off the gravy, and add half an ounce of morells, a spoonful of pickled mushrooms, a little cayenne, thicken it with flour and butter; dish up your meat and pour on the gravy: serve it up with forced meat balls.

Beef Olives.

Cut slices off a rump of beef about six inches long and half an inch thick; beat them with a paste pin, and rub them over with the yolk of an egg, a little pepper, salt, and beaten mace, the crumbs of half a penny loaf, two ounces of marrow sliced fine, a handful of parsley chopped small, a few shalots cut fine, strew them all over your steaks and roll them up, skewer them quite close and set them before the fire to brown, then put them into a stew pan with a pint of gravy, a spoonfull of catchup, the same of browning, and a tea-spoonful of lemon pickle; thicken it with a little flour and butter: lay round forced meat balls, mushrooms, or the yolks of hard eggs.

To Stew Ox Palates.

Wash four ox palates in several waters, then
lay

lay them in warm water for half an hour; wash them out, put them in a pot and tie them down with strong paper, and send them to the oven, with as much water as will cover or boil them till tender, then skin and cut them in pieces half an inch broad and three inches long, and put them in a stew pan, with a pint of veal gravy, one spoonful of Madeira wine, the same of catchup and browning, one onion stuck with cloves, and a slice of lemon: stew them half an hour, then take out the onion and lemon, thicken your sauce, and put them in a dish; have ready some boiled artichoke bottoms, cut them in quarters and lay over the palates with forced meat balls, and morels.—Garnish with lemon and serve them up.

To roast a haunch of Venison.

When you have spitted your venison lay over it a large sheet of paper, then a thin common paste, with another paper over it, greased; tie it well to keep the paste from falling; if it be a large one it will take four hours roasting: when it is enough take off the paper and paste, dust it well with flour, and baste it with butter, when it is a light brown, dish it up, with a little brown gravy and red wine on your dish.

You must send a boatful of red wine made hot, and a plate of currant jelly with it.

To broil Beef Steaks the best way.

Cut your steaks off a rump of beef, and rub your grid-iron well with beef suct; when it is hot lay them on, let them broil until they

they begin to brown, turn them, and when the other side is brown lay them on a hot dish, with a slice of butter betwixt every steak, sprinkle a little pepper and salt over them, and let them stand two or three minutes, then slice a shalot as thin as possible into a spoonful of water, lay on your steaks again, keep turning them till they are enough, then put them on your dish, pour the shalot and water amongst them, and send them to the table.

To make Portable Soup for Travellers.

Take three large legs of veal, and one of beef, the lean part of half a ham, cut them in small pieces; put a quarter of a pound of butter at the bottom of a large cauldron, then lay in the meat and bones, with four ounces of anchovies, two ounces of mace; cut off the green leaves of five or six heads of celery, wash the heads quite clean, cut them small, put them in with three large carrots cut thin, cover the cauldron close and set it over a moderate fire; when you find the gravy begins to draw, keep taking it up till you have got it all out; then put water in to cover the meat, set it on the fire again and let it boil slowly for four hours, strain it through a hair sieve into a clean pan and let it boil three parts away, then strain the gravy that you drew from the meat into the pan, let it boil gently, and keep scumming the fat off very clean as it rises till it looks like thick glue; you must take great care when it is nearly enough that it does not burn; put in cayenne pepper to your taste, then pour it upon flat earthen dishes a quarter of

an inch thick, and let it stand till the next day, and cut it with round tins a little larger than a crown piece, lay the cakes on dishes and set them in the sun to dry: this soup will answer best to be made in frosty weather; when the cakes are dry, put them in a tin box with writing paper, betwixt every cake, and keep them in a dry place, this is a very useful soup to be kept in gentlemen's families, for by pouring a pint of boiling water on one of the cakes, and a little salt, it will make a good basin of broth. A little boiling water poured on it will make gravy for a turkey or fowls, and the longer it is kept the better.

N. B. Be careful to keep turning the cakes as they dry.

Cockle Soup.

Take a knuckle of veal and boil it with a blade of mace, a few pepper corns, and two anchovies; put to it three quarts of water and let it boil to one; then get half a peck of cockles, open them and clear the liquor off; then clear the gravy from off the knuckle of veal, and put the cockles and the clear liquor to the gravy; then take the yolk of an egg and a little flour beat well, and mix the cream with it: shake it over the fire while hot and serve it up in a turenne.

To dress Cucumbers with Eggs.

Take six large young cucumbers, pare, quarter and cut them into squares, about the size of a dice; put them into boiling water and let them boil up, then take them out of the water
and

and put them into a stew pan, with an onion stuck with cloves, a good slice of ham, a quarter of a pound of butter, and a little salt; set it over the fire a quarter of an hour, keep it close covered, skim it well, and shake it often, as it is apt to burn; then dredge in a little flour over them, and put in as much veal gravy as will just cover the cucumbers; stir it well together, and keep a gentle fire under it, till no skim will rise; then take out the ham and onion, and put in the yolks of two eggs beat up with a tea-cupful of good cream; stir it well for a minute then take it off the fire, and just before you put it in the dish, squeeze in a little lemon juice; have ready five or six poached eggs to lay on the top.

To fricassée Mushrooms.

Peel, and scrape the inside of your mushrooms; if buttons rub them with a flannel; set them over the fire with a little water, a little white pepper and salt: they will take half an hour stewing over a slow fire, put in a bit of butter, the size of a walnut, roll'd in flour, a little cream and shake it up: Garnish with sippets. It is a very good dish for supper.

To dress Cod's Head and Shoulders.

Take out the gills and the blood clean from the bone; wash the head very clean, and lay it on your fish plate; when your water boils throw in a good handful of salt, with a glass of ale-gar, then put in your fish, and let it boil gently half an hour; take it up very carefully, and

strip the skin nicely off, set it before a brisk fire, dredge it all over with flour and baste it well with butter; when the froth begins to rise, throw over it some very fine bread crumbs; you must keep basting it all the time to make it froth well; when it is a fine light brown, dish it up and garnish it with Lemon and horse-radish and serve it up.—Either Oyster sauce, cockle sauce, or any shell fish will be proper for it.

To dress Cod's Sounds.

Steep your sounds the same as you do any other fish; boil them in a quantity of milk and water; when they are tender and white you must take them up to drain: have four eggs chopp'd fine, and some good melted butter: pour some over them hot, and send up the rest in a boat.

To boil a Turbot.

Wash your turbot clean, but do not let it stay in water, as that will make it soft; rub it with vinegar, and lay it upon your fish plate, the white side upwards; put a handful of salt and a cupful of vinegar in some hard water; if it is a large one it will take an hour boiling, but you must let it boil slow.

Sauce for the Turbot.

Take a lobster that is boiled, and pick out all the meat and the red part; then take some good melted butter put the red part in and most of the other; then put in some mushroom catchup or mushroom powder; give it a gentle boiling and send it up in boats.—Garnish with lemon and horse-radish.

To

To stew Carp and Tench.

Stick the tench under the head and save the blood; gut and scale your fish, and wash and dry them dry; flour them, and have a panful of dripping or rendered suet to fry them in; then fry them a light brown and drain them; have ready, in your stew pan, a quart of good gravy, mix a spoonful of lemon pickle, another of browning, the same of catchup, a little mushroom powder, and cayenne to your taste, onions stuck with cloves, and a small bunch of sweet herbs; the gravy must be reduced till it will only cover the fish; then put in half a pint of red wine; when enough take it out and put it upon the dish you intend for the table; skim your gravy and take out the herbs, thicken it with a little flour and butter; when boil'd strain it over your fish. Garnish with pickled mushrooms and horse-radish and serve it up.

To dress a Sturgeon.

Take what size of a piece of Sturgeon you think proper, and wash it clean; lay it all night in salt and water; the next morning take it out, rub it well with alegar, and let it lie in it for two hours; then have ready a fish kettleful of boiling water, with an ounce of bay salt, too large onions, and a few sprigs of sweet marjoram; boil your sturgeon till the bones will leave the fish; then take it up; take the skin off, and flour it well, set it before the fire, baste it with fresh butter, and let it stand till it be a fine brown; then dish it up, and pour into the dish the same sauce as for the white carp. Garnish with crisp parsley and red pickles.

Pigeons Compote.

Take six young pigeons and skewer them as you do for boiling; put forced meat into the craws, lard them down the breast, and fry them brown: then put them into strong brown gravy, and let them stew three quarters of an hour; thicken it with a lump of butter rolled in flour: when you dish them up, lay forced meat balls round them.—The forced meat must be made thus;—grate the crumbs of half a penny loaf, and scrape a quarter of a pound of fat bacon, instead of suet, chop a little parsley, thyme, two shalots or an onion, grate a little nutmeg, lemon-peel, some pepper and salt, mix them all up with eggs. It is proper for a top dish for a second course, or a side dish for the first.

To boil the Fowl and Shoulder of Salmon.

Salmon twelve pounds weight will take an hour and half boiling; put it in when the water is cold with a handfull of salt, and let it boil gently; when enough put it over the steam of the pan covered with a cloth. Boil some fennel and parsley, to put in your melted butter, which must be good.—Garnish with lemon.

If you pickle any of the Salmon save the water the fish was boiled in, and boil it till the water be wasted much away; then put in alegar, pepper, cloves, a little ginger and fennel; let it boil a few minutes, and when cold put the fish in. When you send it up cover it with fennel.

To boil Skate or Ray.

Clean your skate or ray very well, and cut it in long narrow pieces; then put it in boiling water with a little salt in it; when it has boiled a quarter of an hour take it out, slip the skin off; then put it into your pan again with a little vinegar, and boil it till enough: when you take it up set it over the water to drain, and cover it close up; when you dish it up be as quick as possible, for it soon grows cold, pour over it a little cockle, shrimp or muscle sauce.—Garnish with horse-raddish or barberries.

To roast Soals.

Skin them as you do eels but not to take the heads off; rub over hem egg and bread crumbs, with a little seasoning, roast them in the oven and baste them well to make them froth; with a little flour, some good melted butter, a little catchup and lemon pickle for sauce.—Garnish with pickles and lemon.

To broil Haddocks or Whittings.

Gut and wash your haddocks or whittings, dry them with a cloth and rub a little vinegar over them, it will keep the skin on better; dust them well with flour, you may broil them either in the oven or on the grid-iron; if you do them on the grid-iron, rub it with butter and let it be hot before you lay on the fish, or they will stick, turn them two or three times on the grid-iron; if in the oven baste them with butter; when enough, serve them up and lay pickles round them, with plain melted butter

butter or cockle sauce. They are a pretty dish for supper.

To pitchcock Eels.

Skin, gut and wash your eels; dry them well with a cloth, turn them round and fasten them with a skewer; rub them over with egg, crumbs of bread, suet, parsley and a little pepper and salt; rub your gridiron with suet, and keep turning them till they are enough serve them up with crisp parsley, melted Butter and anchovies for sauce.

To scollop Oysters.

When your oysters are opened put them in a bason, and wash them out of their own liquor; put some in your scolloped shells, strew over them a few fine bread crumbs and lay a slice of butter on them, then more oysters and bread crumbs, and a slice of butter on the top; put them into a Dutch oven to brown, and serve them up in the shells.

To make Oyster-Loaves.

Take small french rasps, or you may make little round loaves: make a round hole in the top, scrape out all the crumbs, then put your oysters into a tossing pan with the liquor, a little white pepper and crumbs that came out of your rasps or loaves, and a good lump of butter; stew them together five or six minutes; fill your rasps or loaves, lay the bit of crust carefully on again, then set them in the oven to crisp, till they are enough for a side dish.

To

To pickle Oysters.

Open the oysters very carefully, and take off all the shells that stick to the fish; put them into a little water, and wash the oysters in it and strain the liquor; boil it with a little vinegar, whole pepper, salt and mace, till it taste of the spices, then put in the oysters: if they are large they must boil eight minutes, if small not so long; put them into pickle pots; when the liquor is cold pour it upon the oysters. To half a hundred of oysters put six spoonfuls of water and four of vinegar, then tie bladders close over them.

To Collar Eels.

Care your eels, cut off the head, slit open the belly, take out the guts, cut off the fins, take out the bones, and lay it flat on the back; grate over it a small nutmeg, two or three blades of mace beat fine, a little pepper and salt, strew over it a handful of parsley shred fine, with a few sage leaves, roll it up tight in a cloth, bind it well; if it be of a middle size, boil it in salt and water three quarters of an hour, hang it up all night to drain, add to the pickle a pint of vinegar, a few pepper corns, and a sprig of sweet marjoram, boil it ten minutes, and let it stand till the next day, take off the cloth, and put your eels into the pickle; you may send them whole on a plate, or cut them in slices.—Garnish with green parsley. Lampreys are done the same way.

To pot Lobsters.

Take the meat out of the claws and belly of

a boiled lobster, put it in a marble mortar, with two blades of mace, a little white pepper and salt, a lump of butter the size of an egg; beat them altogether till they come to a paste; put one half of it into your pot, take the meat out of the tail part; lay it in the middle of the pot, lay on it the other half of your paste; press it close down, and pour over it clarified butter, a quarter of an inch thick. To clarify butter, put it into a clean sauce-pan, set it over a slow fire, when it is melted skim it and take it off the fire, let it stand a little, and then pour it off; but not too near the bottom.

To pot Shrimps.

Pick the finest shrimps you can get; season them with mace, pepper and salt to your taste, put them in a sauce pan with a lump of butter, and keep stirring them till they boil; then drain them, and pound them in a mortar, till they be like a paste and put them in small pots. When cold pour over them clarified butter.

To pot red and black Moor Game.

Pluck and draw them, and season them with pepper, cloves, mace, ginger, and nutmeg, well beaten and sifted, with a quantity of salt not to overcome the spices; roll a lump of butter in the seasoning, and put it into the body of the fowls, rub the out side with seasoning, and put them into pots with the breast downwards and cover them with butter, lay a paper and then a paste over them, and bake them till they are tender, then take them out and lay them to
 drain

drain; then put them into potting pots with the breast upwards, and take all the butter they were baked in clear from the gravy and pour it upon them; fill up the pots with clarified butter, and keep them in a dry place.

To roast a Hare.

Skin your hare and wash it well in water but do not let it stay in too long; when it is skewered and put down to the fire it must be basted with butter or roast beef dripping; for the pudding take six ounces of beef-suet and the crumbs of a twopenny roll and two eggs, a little lemon peel, mace and nutmeg, and pepper and salt it to your taste, also a little lemon, thyme and parsley; mix it pretty stiff, and put it in the hare's belly. If you like the liver for sauce, give it a boiling and crush it with the back of a spoon, and mix it with some good melted butter. For the gravy, take a bit of scrag of beef, a little dried liver and a lump of butter rubbed well in flour to thicken it. Send it up with a plate of currant jelly. An hour and quarter will will roast it. If a Liveret it will not take an hour,

To boil a Turkey with Oyster Sauce.

Let your turkey have no meat the day before you kill it; when you are going to kill it give it a spoonful of alegal, it will make it white and eat tender; when you have killed it, hang it up by the legs for three or four days, when you have plucked it draw it at the rump, and take the breast bone out, (which will make it look

much better.) cut off the legs, put the ends of the thighs into the body of the turkey, skewer them down, and tie them with a string; cut off the head and neck. To stuff the neck, take a sweet-bread and give it a boiling; cut the sweet-bread and take some marrow, a few crumbs; a little parsley, mace, nutmeg, and lemon peel; take the yolks of two eggs and one white to mix it up. If any be left make it up into balls, adding a little veal cut fine, and boil them in milk and water ten minutes. Wrap your turkey in a cloth and flour it well and put it in a kettle of cold water; when the skim begins to rise, you must take care to skim it and let it boil slowly half an hour, the steam being kept in, will stew it enough in another half hour. When you dish it up pour over it a little oyster sauce. To make the oyster sauce, take a score of oysters, chop them, take the yolk of an egg with a little flour, to make it smooth, and a gill of cream; shake it over the fire till it be hot, but not to let it boil. Garnish your dish with lemon and balls, and put the remainder of the sauce into a boat to serve it up.

To roast a Turkey.

When you have dressed your turkey as before truss its head down to the legs; then make your forced meat as for the hare, leaving out the liver. Make the gravy the same as for the hare, with a little lemon pickle. It will take an hour roasting, and baste it with butter.—Garnish your dish with mushrooms, and sausages and serve it up.

To jug a Hare.

Cut the hare as for eating, season it with pepper and salt and beaten mace; put it into a jug or pitcher, with a close top, put to it a bundle of sweet herbs, and set it in a kett'e of boiling water, let it stand till it is tender; then take it up and pour the gravy into a tossing pan, with a glass of red wine, one anchovy, a large onion stuck with cloves, a little beaten mace, and cayenne pepper to your taste; boil it a little and thicken it, dish up your hare, and strain the gravy over it and send it up.

To fricassée Sweet-breads.

Take four sweet-breads, scald them, and take off the skin to make them white; tie them up separate in linen cloths, then make some forced meat as for veal, as large as two sweet-breads; wrap it up in the caul of the veal, then in a linen cloth; boil all together in milk and water. Take a little veal to make the white sauce, boil it with a little lemon juice, and half a pint of thick-cream; shake it over the fire, till it be hot, but not to let it boil. When you dish it up put the forced meat in the middle, and the sweet-breads round it; pour over it some of the sauce, and send the rest in a boat. Garnish with lemon and barberries. It is a proper dish for the top at supper, and a side dish for dinner.

To make a Porcupine of a Breast of Veal

Bone the finest and largest breast of veal you can get, rub it over with the yolks of two eggs; spread it on a table, lay over it a little bacon
cut

cut as thin as possible, a handful of parsley, shred fine, the yolks of, five hard boiled eggs chopped small, a little lemon peel cut fine, nutmeg, pepper, and salt to your taste, and the crumb of a penny loaf steeped in cream; roll the breast close, and skewer it up, then cut fat bacon and the lean of ham that has been a little boiled, or it will turn the veal red, and pickled cucumbers about two inches long to answer the other lardings, and lard it in rows, first ham, then bacon, then cucumbers, till the veal be larded all over; put it in a deep earthen pot, with a pint of water, and cover it, and set it in a slow oven two hours; when it comes from the oven skim the fat off and strain the gravy through a sieve into a stewing-pan, put in a glass of white wine, a little lemon pickle and caper liquor, and a spoonful of mushroom catchup; thicken it with a little butter rolled in flour; lay the porcupine on the dish, and pour it hot over it; cut a roll of forced meat into four slices, lay one at each end and the other on the sides; have ready your sweet-breads cut in slices and fried, lay them round it with a few mushrooms. It is a grand dish for the bottom when game is not to be had. N. B. Make the forced meat of a few chopped oysters, the crumb of a penny loaf, half a pound of beef suet shred fine, and two eggs, mix them well together with nutmeg, cayenne pepper, and salt to your taste; spread it on a veal caul and roll it up close like a collared eel; roll it in a cloth, and boil it an hour.

A good way to dress a Midcalf.

Take a calf's heart; stuff it with good forced meat, and send it to the oven in an earthen dish with a little water under; lay butter over it and dredge it over with flour; boil half the liver, and all the lights together half an hour, then chop them small, and put them in a tossing-pan with a pint of gravy, one spoonful of lemon pickle and one of catchup; squeeze in half a lemon, pepper and salt; thicken with a good piece of butter rolled in flour. When you dish it up pour the minced meat in the bottom, and have ready fried a fine brown the other half of the liver cut in thin slices, and little bits of bacon; set the heart in the middle, and the liver and bacon over the minced meat and serve it up.

To boil Rabbits, with onion sauce.

Skewer and boil your rabbits three quarters of an hour in milk and water. Take a dozen large spanish onions, boil them and take out the whitest part; have some good melted butter and a cupfull of thick cream, and mix the onions with it: pour some upon the rabbits when you send them up, and put the rest in a boat. Boil the liver, and cut it small, and lay round the dish.

To roast Rabbits.

Skin, and skewer your rabbits; put them to the fire, and baste them with butter; put the same forced meat in the belly as you have for a hare. Boil the liver and cut it small, mix it with melted butter for sauce.

To

To fricassée Rabbits brown.

Cut your rabbits as for eating, fry them in butter a light brown; put them into a tossing pan, with a pint of water, a tea-spoonful of lemon-pickle, a large spoonful of mushroom catchup, one anchovy, and an ounce of truffles, with a little cayenne pepper and salt to your taste; stew them over a slow fire, till they are enough, thicken your gravy and strain it over your rabbits.—Garnish with pickles.

To fricassée Rabbits white.

Cut your rabbits as before, and put them into a tossing-pan with a pint of veal gravy, a tea-spoonful of lemon pickle, a slice of lemon, a little beaten mace, cayenne pepper and salt: stew them over a slow fire till enough; thicken your gravy with the yolks of eggs and flour, adding half a pint of cream; shake it over the fire till hot but not to boil. Strew over the fricassée two spoonfuls of pickled mushrooms.—Garnish with lemon.

To roast a Goose.

Pick the feathers off dry; take half a dozen onions, half boil and cut them fine, half a handful of sage, washed and cut fine; take a little pepper and salt and rub the inside of the goose; season the onions and sage with pepper and salt; take a lump of butter and take up the sage and onions with it; put it in the goose and tie both ends close, roast it well, and when nearly enough baste it with butter to make it froth. Have a little hot gravy upon the dish, and a plate of apple sauce, so serve it up.

To

To roast Wild Ducks.

Pick them clean, and draw them, put in the inside a whole sage leaf or two, and a couple of small onions, half an hour will roast them: season the inside with pepper and salt. When drawn put in the inside a cupful of red wine made hot; make the dish hot and rub it with a cut onion: then dish them up.

N.B. The common ducks you may roast the same way as the geese.

To roast a Woodcock.

Pick your woodcock very clean and skewer it with the neck; you must not draw it; baste it well with butter, and have under it a toast, for the trail to drop on. Put the toast upon the dish you serve it up on; and lay your woodcock upon it, put over it some good melted butter, and serve in a boat: so serve it up.

To roast Partridges.

Pick and draw your partridges and skewer them that they may appear plump: roast them half an hour with butter; have plenty of crisp crumbs; send them up with bread sauce, in two boats. Put some crumbs upon the dish and some on a plate.—How to make the bread sauce.—Take a little gravy; boil in it an onion and a few pepper corns; have some crumbs in a basin, and pour the gravy over them; keep it warm till you are ready; put to it melted butter and a little thick cream.

To roast a Pheasant.

Pick and draw your pheasant, and stuff the neck; make the stuffing of a few crumbs, a little marrow, a sweet bread, a little lemon, mace pepper, parsley and salt: take it up with the yolk of an egg, and stuff the neck with it. Put the head under the wing and the legs down, roast it three quarters of an hour, and baste it with butter. When you dish it up, have on the dish some strong brown gravy; take two handsome feathers, and stick them in the rump of the pheasant when you dish it up.

Bread sauce and melted butter, same as for partridges.

To goosify the Leg or Crop of Pork.

Score your pork; stuff it with sage, onions, pepper and salt, a few crumbs and a little butter, stuff it at the shank part; if a crop, stuff it at the end. The leg will take two hours roasting, at a good fire. Serve it up with apple sauce.

To boil the Leg of a Porkling.

It must boil slowly two hours and a half: when enough score it in Diamonds, taking out every other square; boil some split peas for a pudding, take up the pudding a quarter of an hour before you dish it up. Put it in a wooden bowl, and pound it well with yolks of two eggs, a lump of butter rubbed well in flour and a little salt. Boil it ten minutes, put it in tea cups and set it round the dish. It is a nice dish for a first course.

To make Lemon Pickle.

Take two dozen of lemons, grate off the out rinds very thin; cut them in four quarters, but leave the bottoms whole; rub on them equally half a pound of bay salt; and spread them on a large pewter dish; put them in a cool oven, or let them dry gradually by the fire, till all the juice is dried into the pulps; put them into a pitcher well glazed, with one ounce of mace, half an ounce of cloves, beat fine, one ounce of nutmegs cut in thin slices, four ounces of peeled garlic, half a pint of mustard seed bruised a little, and tied in a muslin bag, pour two quarts of boiling white wine vinegar upon them; close the pitcher well up, and let it stand five or six days by the fire; shake it well up every day; then tie it up and let it stand for three months to take off the bitter. When you bottle it, put the pickle and lemon in a hair sieve; press them well to get out the liquor, and let it stand till another day; then pour off the fine and bottle it; let the other stand three or four days and it will refine itself; pour it off and bottle it; let it stand again and bottle it in like manner, till the whole is refined. It may be put in any white sauce, and will not hurt the colour, it is very good for fish sauce, and made dishes; a tea spoonful is enough for white and two for brown sauce for a fowl: it is a most useful pickle and gives a pleasant flavour. Be sure you put it in, before you thicken the sauce, or put cream in it, lest the sharpness make it curdle.

Browning for made Dishes.

Beat small four ounces of sugar, put it in a clean iron frying-pan, with one ounce of butter; set it over a clear fire; mix it very well together all the time; when it begins to be frothy, the sugar is dissolving: hold it higher over the fire, have ready a pint of red wine; when the sugar and butter is of a deep brown, put in a little of the wine; stir it well together, then add a little more wine, and keep stirring it all the time; put in half a nutmeg, six cloves, four shallots peeled, two or three blades of mace, three spoonfuls of mushroom catchup, a little salt, the out-rind of one lemon; boil them slowly for ten minutes; pour it into a basin; when cold take off the scum, and bottle it for use.

To make Walnut Catchup.

Take two quarts of the juice of walnuts, two pounds and a half of anchovies, half a pint of Madeira, half a pint of vinegar, a head of garlick and some shallots, mace, cloves, nutmeg, pepper and ginger. Boil all together and let it stand a few days; then clear it off, bottle it up close, and put a teaspoonful of cayenne to the whole. This catchup will keep for years, and is better for keeping.

To make Mushroom Catchup.

Take two pecks of mushroom flaps, fresh got; break them down with your hand with two handfuls of salt, set them in a cool place all night; clear it off, boil it and skim it well, then let it stand till the next day; clear it off
again,

again, provided there is two quarts of the liquor; put in a pound and a half of anchovies, half an ounce of mace, a quarter of an ounce of nutmeg pounded, two ounces of black pepper, a quarter of an ounce of cloves, an ounce of ginger, and a tea spoonful of cayenne, boil it all together. The next day bottle it. You may leave out the seasoning when you bottle it, and put to them a few anchovies, a little catch-up, and half a pint of red wine, give it a boil and it makes excellent fish sauce.

To roast a Beast's heart, to eat like Hare.

Wash it clean, and cut off the deaf ears, stuff it with forced meat as you do a hare, paper it well at the top, and put it in a deep pot, with a little suet cut fine over it, with a little water on the bottom, put it in the oven, and it will take two hours roasting in a quick oven; have ready some good gravy, thicken it with a lump of butter about the size of an egg, rubbed well in flour, pour it over the heart, you may put a glass of wine in the sauce if you like the taste. Send it up with a plate of currant jelly.

To make Red Beef.

Take the crop, or top side of the list, salt it with common salt and salt-petre, but not to lay on too much: let it lay two days in salt and hang it up, a week or ten days. Then roast it. It is a nice cold dish in winter.

Bouillie Beef.

Take the thick end of a brisket of beef, put
it

it in a kettle of water quite covered over, let it boil fast for two hours, then keep stewing it close by the fire for four hours more, and as the water wastes fill up the kettle; put in with the beef some turnips cut in little balls, carrots, cut in pieces; an hour before it is done take out as much broth as will fill your soup dish, and boil in it, for that hour, turnips and carrots cut in little balls or square pieces, with some celery, salt and pepper to your taste; serve it up in two dishes, the beef by itself, and the soup by itself; you may put pieces of fried bread if you like it in your soup, boil in a few knots of greens, and if you think your soup will not be rich enough, you may add a pound or two of fried mutton chops to your broth when you take it from the beef, and let it stew for that hour in the broth; skim it, and be sure to take out the mutton when you send it to table: the soup must be very clear.

Boiled Pigeons and Bacon.

Take six young pigeons, wash them clean, turn their legs under their wings, boil them in milk and water twenty minutes, have ready boiled a square piece of bacon, take off the skin and brown it, put the bacon in the middle of your dish, and lay the pigeons round it, and lumps of stewed spinage; pour plain melted butter over them, and send parsley and butter in a boat.

To make a Queen's Pye.

Make it in a deep oval dish, with cold paste; take

take three pounds of flour to make your paste, rub in a pound of butter, as much water as will make it rather stiff, and roll a paste out for the dish edge: the rest is for the lid. Take two fine chickens, dress them and draw the legs in as for boiling, season them with white pepper, salt, and a little mace; rub the fowls well with the seasoning, and put a lump of butter in each, put two slices of ham at the bottom of the dish, then the chickens, and a slice of ham upon each breast. It must be covered over with forced meat balls, and the yolks of six eggs boiled hard. Make the balls of a little veal chopped fine, some bread crumbs, two eggs leaving out one white, some marrow or beef suet, lemon peel, mace, nutmeg, pepper and salt, then pound them in a mortar, and make them up into balls with a little flour. Make a good gravy of a little ox liver, the pinions or any bit of meat you may have; lay a paper over the crust to prevent it scorching, and bake it two hours.

To make a Venison Pastly.

Make the same paste as for the Queen's pye, if the venison be fat and nice, you must put it in as whole as you can, if lean it will be better cut and stewed down, for an hour and a half, with a paste over it, to prevent it drying; when it becomes cold, put it in your pastly pan, and lay some fat of a loin of lamb over it; season it pretty well with pepper and salt, and a little cayenne; you must put a crust on the edge and lay a thick lid over it. put in some gravy and bake it two hours. When it comes back from
the

the oven, have some good gravy and a glass of red wine made hot, to put in the patty, and send it up with a plate of currant jelly.

To dress a shoulder of mutton called hen and chickens.

Half roast a shoulder, then take it up, and cut off the blade at the first joint, and both the flaps to make the blade round, score the blade round in diamonds, throw a little pepper and salt over it, and set it in a tin oven to broil, cut the flaps and the meat off the shanks into the gravy that runs out of the mutton, and put a little good gravy to it, with two spoonfuls of walnut catchup, one of browning, a little cayenne pepper and one or two shalots; when your meat is tender thicken it with flour and butter, and put your meat on the dish the blade at the top of the meat, and strew over it two table spoonfuls of capers, so send it up.

To grill a Breast of Mutton.

Score a breast of mutton in Diamonds, and rub it over with the yolk of an egg then strew on a few bread crumbs and shred parsley, put it in a dutch oven to broil, baste it with fresh butter; pour in the dish good caper sauce, and serve it up.

To make a Goose Pye.

Take a large fat goose, split it down the back take all the large bones out, and season it with pepper and salt; take a fowl and split it same as the goose and take out the large bones, you must put a boiled tongue in the inside of the
fowl

fowl, and rub the fowl with pepper and salt and mace; put it in the goose and sew it up the back. For the paste take a peck and a half of fine flour, two pounds of butter and a pound of suet; boil it well and make your paste; make it an oval pye, and put in your goose; fill the corners with birds, veal, or pork to make it even. Put in the inside a pound of butter, then put on your lid, and have some parchment ready to put round the pye to keep up the walls; you may ornament the lid with leaves, roses, or any other pretty ornament. You must bake it four hours and have ready melted a pound and a half of butter to put in the pye and let it stay ten minutes after.

A thatched House Pye.

Take an earthen dish that is pretty deep, rub the inside with two ounces of butter; then put over it two ounces of vermicelli; make a good puff paste, and roll it pretty thick, and lay it on the dish: take three or four pigeons, season them well with pepper and salt, and put a good lump of butter in them, and lay them in the dish with the breasts down, and put a thick lid over them, and bake it in a moderate oven; when it is enough take the dish you intend for it, and turn the pye on it, and the vermicelli will appear like thatch which gives it the name of thatched house pye. It is a pretty side or corner dish for a large dinner, or a bottom for supper.

A Bride's Pye.

Take two calves feet, boil them and take the
F. meat

meat from the bones, and cut it very fine; take the marrow out of two marrow bones, and some bread crumbs, a pound of currants washed and plumped, half a pound of jar raisins stoned and cut, and half a pound of fine powdered sugar; make a good paste; put some round your dish, and leave a good lid, lay a layer of calves feet, marrow, and crumbs, currants and raisins, with a little lemon peel, seasoning and sugar; repeat it again, till the dish is full, adding a glass of brandy and two glasses of red wine, with a little candied orange: put on your lid, and have a little red wine, made hot, to put in when it comes from the oven, so send it up.

To make minced Pies. (the best way.)

Take a peck of apples, pare and chop them small, two pound of beef suet cut fine, the crumbs out of a sixpenny loaf, a good deal of lemon peel, three pound of currants, a pound and a half of raisins stoned and cut, a quarter of an ounce of nutmeg, a few cloves and a little mace; a pint of red wine, half a pint of brandy: put it down in pots, mix them well together.

To make a good light paste for the Pies.

Take two pounds of flour, rub in it a quarter of a pound of butter, roll it out three times, and put the remainder of the pound in; when you make them up, put on the top a little candied orange.

To make a fine Paste for Puffs and Tarts.

Take eight ounces of flour, and seven ounces of
butter

butter; rub in two ounces of the butter, take it up very carefully with a little water, handle it very lightly, put the butter in with a knife and turn it up with a knife, and put in the remainder of your butter; you may roll it twice, and then it is ready for use.

A Codlin Pye.

Gather small codlins, put them in a clean brass pan with spring water, lay vine leaves over them, and cover them with a cloth wrapped round the cover of the pan to keep in the steam; when they grow softish pull off the skin, put them in the same water with the vine leaves hang them a great height over the fire to green; when you see them a fine green, take them out of the water and put them in a deep dish, with as much powder or loaf sugar as will sweeten them, make the lid of rich puff paste and bake it; when it comes from the oven take off the lid, and cut it in little pieces like sippets and stick them round the inside of the pye with the points upwards, and put some syrup in; pour over your codlins, a good custard made thus. Boil a pint of cream, with a stick of cinnamon, and sugar enough to make it a little sweet; let it stand till cold, then put in the yolks of four eggs well beaten, set it on the fire, and keep stirring till it grows thick, but do not let it boil lest it curdle, then pour it into your pye, pare a little lemon thin, cut the peel like straws, and lay it on your codlins over the top.

An Eel Pye.

Skin and wash your eels and cut off the heads,

take an oval dish and cut your eels the length of it, season them with pepper, salt and a little mace, put pretty well of butter in the pye, and have a good paste over it, and bake it well: it is a nice pye to eat cold.

A Rook Pye.

Take eight rooks, case them, and take the breasts and the legs, wash and dry them well; season them with pepper and salt; lay over them six ounces of butter, have a good paste with a paper over; it takes a good deal of baking; add a little gravy.

A savory Veal Pie.

Cut a loin of veal into steaks, season them with beaten mace, nutmeg, pepper and salt; lay the meat in your dish with forced meat balls, if you have any oysters you may put them in: put in a little gravy, add a little more when it comes from the oven, put some paste on the dish edge, put on your lid half an inch thick; an hour and a quarter will bake it in a quick oven. You may send up some lemon with it.

A Lark Pye.

Dress a dozen larks, season them with pepper and salt, and put a bit of butter in each, lay a beef steak at the bottom of your dish, then lay the larks on the top with half a pound of butter, put on your lid and bake it an hour: put in a little gravy when it comes from the oven. It is very good either hot or cold.

Raised

Raised veal Patties.

Make a boiled paste, and raise them thin and high, but not more round than a small dredging box, cut your veal in thin bits, season it with pepper, salt, mace, and a little butter; when baked have some good gravy to put in, so serve them up. They are a nice side dish.

If you have any oval tins bake a little light paste with a little bread in the inside, take a little fowl, ham, yolk of an egg boiled hard, an anchovy, a little pepper and salt and lemon peel to season them; cut your meat small, and make it hot over the fire with a little gravy; take the lids off the patties and fill them with the meat, you must take the bread out of the patties before you put in the meat; and then lay on the lids again and serve them up.

To make German Puffs.

Put half a pint of good milk into a tossing pan, and dredge in flour till it is thick like hasty pudding; keep stirring it over a slow fire till it is all of a lump, then put it in a marble mortar; when it is cold put to it the yolks of eight eggs, four ounces of sugar, a spoonful of rose water, grate a little nutmeg, and the rind of half a lemon, beat them together an hour or more; when it looks light, and bright, drop them into a pan of boiling lard with a tea spoon, the size of a large nutmeg; they will rise and look like a large yellow plumb if they are well beat; as you fry them, lay them on a sieve to drain, grate sugar round your dish, and serve them up with sack for sauce. It is a proper corner dish for dinner or supper.

A Yorkshire Giblet Pye.

Make a cold paste, put some round the dish edge, stew your giblets for half an hour, with a little gravy; lay a beef steak at the bottom, and season your giblets pretty well with pepper and salt; then put them on the steak, and put on your lid, it will take an hour and a quarter baking in a moderate oven.

A Pigeon Pye.

Take half a dozen pigeons, dress them and put their legs under their wings, season them with pepper and salt, and a lump of butter in each the size of a walnut; lay a slice of ham at the bottom of your dish, the yolks of four or five eggs boiled hard; lay the pigeons upon the ham, and the eggs on the top: put over them a good crust, and have ready some good gravy to put in when it comes from the oven. It will take an hour and a half baking.

A Partridge Pye.

Take two or three partridges, dress them, and either take the large Lones out or cut them in two, season them well with white pepper and salt; put a pound of butter in the inside, make a good crust and have a little gravy to put in when it comes out of the oven, if you eat it hot: if cold, it is not necessary. An hour will bake it.

A Beef Steak Pye.

Beat five or six rump steaks very well with a palle pin, and season them well with pepper and salt,

salt, lay a good puff paste round the dish, and put a little water in the bottom. then lay the steaks in, with a lump of butter upon every steak; put on the lid, cut a little paste in what form you please, and lay on it.

A Trout Pye.

Make the pye in an oval dish, make a good puff paste for it, and put a little on the dish edge, dress your trout and wash them very clean, and dry them well with a cloth, season them with pepper, salt and mace; lay them straight in and then cross them over it; put in three quarters of a pound of butter. It is a very nice pye to eat cold.

To pot Trout.

Dress them and dry them well with a cloth, then season them pretty high; put them in the pot with half a pound of butter, put a paste on the top, and set them in the oven for an hour. When you take them out, drain from them all the fat and the liquor, you may take the fat out again, to put to the fish, and put clarified butter over them, and they are fit for use.

Egg and Bacon Pye to eat cold.

Steep a few thin slices of bacon all night in water to take out the salt; lay your bacon in the dish edge-way; beat six eggs with a pint of good milk and a little pepper, and pour it over your bacon; put over it a good paste and bake it in a moderate oven, the day before you want it.

A Hunter's Pudding,

Take a pound of flour, a pound of beef suet, and the crumb of a twopenny loaf, a pint of milk and six eggs, a pound and a half of currants washed clean, half a pound of jar raisins stoned, a little powder sugar, and the rind of a lemon cut fine, with mace, nutmeg and a little salt, a glass of brandy and a little candied orange. Tie it up tight in a cloth and let it boil three or four hours. Wine and butter for sauce.

A Lemon Pudding.

Blanch, and beat half a pound of almonds in a little rose water, six ounces of savoy biscuits, the yolks of nine eggs, and the whites of five, the rinds of two lemons and the juice of half a one, half a pound of lump sugar, and six ounces of butter, beat it altogether in a marble mortar, or wooden bowl; you must pound it an hour, and put it in a china dish with a thin paste at bottom. It will take half an hour baking.

A ground Rice Pudding.

Boil half a pound of rice in three gills of milk till it be thick, take it off the fire and while hot put to it six ounces of butter; blanch two ounces of sweet almonds, and a dozen bitter ones, pound them and put them to the rice, six eggs well beat, a little cinnamon and nutmeg, sweeten it to your taste, and before you send it to the oven put in a glass of brandy. Send it up with wine sauce.

A Calf's-foot Pudding.

Take the meat of three calve's feet, boiled and chopped fine, the crumb of a two-penny loaf, three-quarters of a pound of beef suet, a little lemon peel shred fine, two ounces of candied orange, a little mace, and nutmeg, and sugar to your taste: mix all well together, butter your cloth and dust it with flour; put in a little salt, and a glass of brandy, tie it up close, and boil it two hours or better. Put it in a bason that will just hold it, and let it stay ten minutes before you turn it out. Wine sauce.

A boiled Rice Pudding.

Boil six ounces of rice in water till it be soft; put it in a sieve to drain, then beat it in a marble mortar with five eggs, a quarter of a pound of butter, some grated nutmeg, and a quarter of a pound of sugar; beat them all well together, and then put in half a pound of currants. Boil it an hour. Wine sauce.

Bread Pudding.

Take the crumb of a two-penny loaf, boil a stick of cinnamon in a pint of milk; pour it over your crumbs, with two ounces of butter; beat it up with four eggs, a little sugar, nutmeg, and half a pound of currants: beat it all up together, and boil it an hour.

Bread Pudding another way.

Take half a pint of milk, and boil it with a stick of cinnamon; take a lemon grated, half a pound of suet chopped fine, and as much bread

bread as will make it up; beat it well, and put in four eggs, a little salt, sugar, and nutmeg. You may either boil or bake it.

A Bread and Butter Pudding.

Take a two-penny loaf and cut off the crust; butter and cut it as for tea; have ready your dish with a little paste on the edge to bake it in; lay a layer of bread and butter at the bottom, and currants and sugar; take four eggs and a pint of milk, a little nutmeg and sugar, mix all well, and pour a little upon the bread and currants; then put in another layer of bread and currants, and pour a little of your milk and eggs on; and so on till you have filled your dish. You must pour a glass of brandy over it, and put some suet on the top. Half an hour will bake it.

A Transparent Pudding.

Beat eight eggs very well, and put them in a pan, with half a pound of butter, the same of loaf sugar beat fine, and a little grated nutmeg: set it on the fire, and keep stirring it till it thickens like buttered eggs; then put it in a basin to cool; roll a rich puff paste very thin, and lay it round the edge of a china dish; then pour in the pudding, and bake it in a moderate oven half an hour: it will cut light and clear. It is a pretty pudding for a corner for dinner, and a middle for supper.

A Vermicelli Pudding.

Boil four ounces of vermicelli in a pint of
new

new milk, till it is soft, with a stick or two of cinnamon; then put in half a pint of thick cream, a quarter of a pound of butter, a quarter of a pound of sugar, and the yolks of four beaten eggs. Bake it in an earthen dish without a paste.

A Tapioca Pudding.

Boil two ounces of tapioca with three gills of milk and a stick of cinnamon; you must stir it till it becomes thick, then take it off the fire, and when cold, put to it three eggs, a little salt and nutmeg, and sugar to your taste. Bake it three quarters of an hour. It is a very strengthening pudding, for any person that is poorly.

A Sago Pudding.

Boil two ounces of sago in water, with a stick of cinnamon, till it is soft and thick; then take it from the fire, and let it stand till it is quite cold; grate the crumb of half a penny loaf, and pour over it a large glass of red wine, half a pound of sugar, and four eggs; beat it a quarter of an hour, and put it in a dish with a paste on the edge. When it comes out of the oven stick it with some almonds cut long.

A Tansy Pudding.

Grate four naples biscuits in a pint of good milk or cream and five eggs; stamp your tansy, and squeeze it through a cloth; and take some spinage to green it, stamped and put through a cloth separate; sugar it to your taste; put in as

much of the tansey juice as you like for taste, and as much of the spinage as will make it a fine green. Set it on a slow fire and stir it till it be thick, with a quarter of a pound of butter.

When cold put in a glass of brandy; you may either boil or bake it. Garnish with a seville orange, cut into six or eight pieces.

A Tansey Pudding of ground Rice.

Boil six ounces of ground rice in a quart of good milk, till it is soft; then put in half a pound of butter, with six eggs very well beat, sugar and rose water to your taste; put in your tansey and spinage as before, and mix all well together: then pour it into your dish; three quarters of an hour will bake it. When you dish it up stick it over with a seville, or sweet orange in half quarters.

A Quaking Pudding.

Boil a quart of cream, and let it stand till almost cold; then beat four or five eggs a full quarter of an hour, with a spoonful and a half of flour; then mix them with your cream; add sugar and nutmeg to your taste: tie it close up in a cloth well buttered, and let it boil an hour and turn it carefully out.

A Marrow Pudding.

Pour on the crumb of a penny loaf a pint of cream boiling hot; cut a pound of beef marrow very thin; beat five or six eggs very well; then add a glass of brandy, with sugar and nutmeg to your palate, and mix them all well up together

ther. You may either boil or bake it; three quarters of an hour will do it; cut two ounces of citron very thin, and stick them over it when you send it up.

Dutch Puddings.

Take two spoonfuls of flour, six eggs, a pint of good milk, a little salt, and nutmeg, mix them well together, and grease your pots well before you put in the batter; bake them quick half an hour, and send them up hot, with melted butter for sauce.

A Black Cap Pudding.

Take a quarter of a pound of butter rub in it a quarter of a pound of flour; put it in the oven till it be melted, then take it out, stir it, and let it stand till it be cool; put to it a quart of good milk, five or six eggs, a little lemon peel, mace and nutmeg; sweeten it to your taste, and put in a glass of brandy. An hour will bake it.

A plain Rice Pudding.

Boil half a pound of rice in three pints of milk with a stick of cinnamon; when soft take it off the fire, and put in a little butter the size of a walnut; sweeten it to your taste, put in a little salt, and one egg, put a little suet on the top, before you bake it.

To make Black Puddings.

When you kill a pig, dress the skins very well, and save two quarts of blood; put it through a hair sieve whilst warm upon a quar-
tern

tern of groats; stir it often and keep it warm, to soften the groats; your skins will not be ready for use that day; you must put them in water and rub them with salt, and change the water every two hours. Boil penny-royal and sweet leeks in some milk, and strain it over a quantity of bread crumbs; the fat of the pig you must skin, and cut it in small pieces to put in the blood, with the rest of the ingredients; beat four eggs, and two nutmegs, with some pepper and salt, mix them well together and fill your skins, but not too full or they will break. Before you put them in to boil, prick them with a pin, and boil them ten or twelve minutes; when you take them out, put them in clean straw. You must renew the fat, and be sure to put plenty into every pudding; do not boil too many at once, or they will burst. When you have boiled them once over, put fresh water into your pot, and when it boils, boil them again ten minutes, then spread them in dry straw, and it will make them black. This is the the best way for making black puddings I know.

To roast a Pig.

Take a small fat pig, cut off the feet at the first joint, slit up the belly, and take out all the entrails; put the liver heart and lights to the pettitoes; wash them well out with cold water, and dry your pig exceeding well with a cloth; shred some sage, and take a handful of bread crumbs, pepper salt, and a little mace; take it up with a lump of butter, put it in the
pig,

pig, and sew it up. Roast it till it be very crisp and well done; if it be a fine young pig it will roast in an hour, but if a large one an hour and a half. If the skin appears dry in roasting you must have a little butter in a cloth and rub over it. When enough, cut the head off the ears, and split the jaw in two, when you cut the pig down the back, which you must do before you draw out the spit, put the pig back to back on the dish, the jaws on each side and the ears on each shoulder.

To make Sauce for the Pig.

Have a basin of good melted butter; take the brains out of the head, and the sage and crumbs out of the belly; mix it with your melted butter and make it hot; pour some upon your dish before you put on your pig, and put the rest in a boat, and send up with it a plate of plumped currants.

To dress the Pettitoes.

Take the heart, liver and lights and boil them five minutes, and then wash them out, and have a little gravy to stew them in, for half an hour with the pettitoes; then take the heart, liver and lights, chop them small, and put them in the gravy; then cut the pettitoes in two and lay them on the minced meat; season them with pepper and salt to your taste, and lay the whole on your dish. Garnish with sippets.

An Apple Pudding.

Make a good cold paste, and roll it rather thin;

thin; take a large codlin, pare it and take out the core, with an apple scraper; put some sugar in the hole, and some candied orange on the top, put it on your paste and close it up at one end, tie it up close in a cloth, and boil it an hour. Three or four are sufficient for a dish. Send them up with melted butter.

You may make Damsons the same way, leaving out the orange.

To make a Raespberry Pudding.

Make a cold paste, roll it pretty square, spread preserved raspberries on it, and roll it up; tie it up in a cloth, and boil it. When boiled, cut it in three, and lay it on your dish, with melted butter poured over it.

To make fuet Puddings.

Take half a pound of beef fuet cut fine, half a pound of flour, half a pound of currants, a little sugar, salt, and nutmeg; make it up into a paste with a little cream; divide it into three, and tie them separately in cloths. Boil them an hour and a half. Plain melted butter for sauce.

To make a Sparrow Pudding.

Make a cold paste, take a lump of butter rolled in pepper and salt, and put in every sparrow: roll out your paste, and put in your sparrows; tie them up in a cloth and boil them, one hour and a half. Pour melted butter over them and send them up. You may make the paste of fuet instead of butter, if you like it.

To make Barm Puddings.

Take a pound of flour, mix a spoonful of barm in it, with a little salt, and make it into a light paste, with warm water; let it lie one hour, then make it into round balls, and tie them up in little nets, and put them in a pan of boiling water; do not cover them or they will be sad, nor suffer them to boil so fast as to let the water boil over them; turn them when they have been in six or seven minutes, and they will rise through the nets and look like diamonds; twenty minutes will boil them; serve them up and pour sweet sauce over them.

A Yorkshire Pudding to bake under meat.

Beat three or four eggs with a little salt, and a quart of milk, with flour to make it tolerably stiff; put it in your dripping pan, and bake it under mutton, beef, or veal. Before you take it up have a chaffing dish full of coals under, to brown it and make it light. Take it up, and cut it in squares and send it up to the table.

To make Goffers.

Beat three eggs well with three spoonfuls of flour, and a little salt, a little sugar, half a nutmeg, a pint of milk and a quarter of a pound of currants; beat them all well together. Make your goffer tongs hot and grease the m well with butter; then fill the bottom part of your tongs, and clap the other down; turn them till they are a fine brown, spread them on a dish, and send them up with a little wine.

To make Cream Pancakes.

Take the yolks of three eggs with half a pint of cream, and half a spoonful of flour, with a little sugar, nutmeg and salt; beat them well together, grease your pan and fry them, as thin as possible; grate a little sugar over them and send them up hot.

To make Tansy Pancakes.

Beat four eggs in half a pint of cream, three spoonfuls of flour, and a spoonful of fine sugar; beat them a quarter of an hour, and put to them one spoonful of juice of tansy, and juice of spinage to green them: fry them with fresh butter, and serve them up hot. Garnish with seville orange.

To make Apple Fritters.

Pare a large apple and take out the core with an apple scope; mix half a pint of cream and a little flour, a little salt, and nutmeg, and sugar, and two eggs; cut the apple in slices and dip them in the batter, fry them slowly and it will soften the apple; send them up with sugar grated over them.

To make Plumb Fritters.

Take some good milk, about a pint, warm it, and take five or six spoonfuls of flour, three or four eggs, and one spoonful of new barm, a few slices of apples cut thin, half a pound of currants and a little sugar and nutmeg: fry them a nice brown, with either butter or lard. White wine and sugar for sauce.

A boiled Milk Pudding.

Boil a pint of new milk, pour it on three spoonfuls of flour, with a lump of butter, and a little salt; let it stand till it be cold and beat it up with five or six eggs. Tie it tight in a cloth. Melted butter for sauce.

To make a Transparent Pudding.

Make your calf's-foot jelly very stiff, and when it is quite set put a gill of it into a china basin, let it stand till it is quite set, blanch a few Jordan almonds, cut them and a few jar raisins length way; cut a little candied lemon and citron in little thin slices, stick them all over your jelly, and throw in a few currants: then more jelly as before; then more almonds raisins, citron, and lemon in layers, till your basin is full; let it stand all night. When you want to use it, set your basin to the brim in hot water for one minute, take care that you do not let the water go over the top, lay your plate on the top of your basin and turn it upside down, if you want it for the middle turn it upon a salver.

Orange Marmacelli.

Take the yolks of six eggs boiled hard, three ounces of sweet almonds beat fine, with a little rose water, two ounces of butter, the out side rind of a large lemon grated, as much lump sugar as will sweeten it to your taste; have some macaroons wetted with white wine at the bottom of of your dish; mix the ingredients

H 3

together,

together. and rub it through a small cullender over your macaroons. Garnish with preserved orange and citron.

Burnt Cream

Take a pint of cream, boil some laurel leaves in it till they taste it; take them out, sweeten it to your taste with loaf sugar; take the yolks of six eggs, beat them well, then stir them into the hot cream, over a slow fire, stirring it all the time; when thickened, pour it into a china dish; grate loaf sugar over it; have ready a hot salamander to brown it, till it is crisp like candy; do not grate your sugar upon it till the moment you are going to brown it. It is proper for a corner dish.

To make a Bride Cake.

Take four pounds and a half of fine flour well dried; four pounds of loaf sugar pounded, and sifted, four pounds of butter, washed in clean spring water, then put in a little rose water; work your butter to a cream with your hand: to every pound of butter have nine eggs, whisk the whites to a froth, and keep working the flour in gradually, with the whites of the eggs; then put in a quarter of an ounce of mace, and half an ounce of nutmeg, pounded, four pounds of currants, and half a pound of jar raisins stoned; beat your yolks half an hour; then add half a pound of blanched almonds, and a glass of brandy, two pounds of candied orange and one of citron; put the third part, in your gaith; then lay over your candies a third part, with

with your almonds; then put in another layer, and the candies, as before, and the third layer, put in all your candies. It will take five hours baking. When it comes from the oven you must put almond-icing over it.

To make Almond-Icing.

Take a pound of almonds, and beat them fine with rose water, half a pound of loaf sugar and the whites of four eggs, then lay it on your cake whilst warm.

Sugar Icing for Bride Cake.

Take two pound of ticble refined sugar pounded and sifted, six of the palest whites of eggs you can find; beat them one hour: put in the sugar very lightly, a little at a time; when you have got all the sugar in, you must beat it one hour, and the longer you beat them the whiter it will be. Lay it on the almond icing with a knife, and as even as you can. You must keep it from the fire in a dry place; when it is dry, put a thin gauze over it to keep off the flies. This icing will do for the sides as well as the top.

An Almond Cake.

Take a pound of flour dried well, nine eggs leaving out two whites, a pound of butter washed in rose water, three quarters of a pound of sweet almonds, blanched and pounded, but not very fine, a little mace and nutmeg, a pound of loaf sugar, sifted fine; work the butter well with your hand, and put in the flour
by

by degrees ; when your eggs are well whisked put them in, and work them well with your butter and flour, then put in your almonds and seasoning. Before you put it in the oven grate over it a little sugar. Bake it one hour and a half.

To make a Spunge Cake.

Take fifteen eggs, separate the whites from the yolks ; a pound of sugar finely sifted a pound of flour dried and sifted ; grate the rind of two fresh lemons into your yolks of eggs, and whisk your eggs one hour at least ; it requires two persons to make it, as the whites must be beat also, and longer than the yolks ; work the flour into the yolks gradually, with a little of the sugar, and put in the whites gradually, until you have got all in ; put writing paper into your tin, well greased before you put the cake in : it will bake in an hour in a quick oven : grate a little sugar over it when you put it in the oven : if you see it scorch you must put paper over it, and any cake requires paper to prevent them scorching.

Small Spunge Biscuits.

Take six eggs, their full weight of loaf sugar, and half their weight of flour ; separate the whites from the yolks, and beat the yolks very well, then the whites till they are as white as snow ; grate the rind of one lemon ; then put the rind, the sugar, and all together ; put the flour lightly on the top, stirring it until it is ready to put into the oven. Put them in little tins, grating some fine sugar on the tops.

To make Macaroons.

To one pound of blanched and beaten sweet almonds, put in one pound of sugar, and a little rose water to keep them from oiling; beat the whites of five eggs to a froth, for half an hour; put them in, and beat them well together; drop them on wafer paper and grate some sugar over them; then bake them.

To make Ratifia Cakes.

Take a pound of sweet and two ounces of bitter almonds; blanch and beat them in a little rose water; pound and sift a pound of loaf sugar, mix it with your almonds; have ready very well beat, the whites of four eggs: mix them very lightly with your almonds and sugar; drop them in little drops the size of a nutmeg on cap paper, and bake them in a slow oven.

To make Shrewsbury Cakes.

Take a pound of flour, half a pound of lump sugar pounded, half a pound of butter washed in rose water; rub it in the flour; put in a little mace and nutmeg, and mix them all well together; make them up into a stiff paste with an egg and thick cream; roll it out, and cut them what shape you please. Bake them a cinnamon brown. They are an excellent cake.

To make Queen Cakes.

Take a pound of loaf sugar, beat and sift it; a pound of flour well dried, a pound of butter, nine eggs, a pound of currants well washed and picked; grate a nutmeg, the same quantity of
mace,

mace, and work your butter to a cream; then put in your sugar, beat the whites of your eggs near half an hour; mix them with your sugar and butter; then beat your yolks near half an hour, and put them to your butter, beat them exceeding well together; then put in your flour, spices and the currants; when it is ready for the oven, bake them in tins, and dust a little sugar over them.

To make a Biscuit Cake.

Take a pound of flour, well dried, a pound of butter, nine eggs well whisked, half a tea-cup full of caraway seeds, a little mace and nutmeg, a pound of loaf sugar beat and sifted; work your butter to a cream and then put in your sugar; whisk the whites of your eggs very well, then beat the yolks and put them and the flour in; then your spices and seeds; work all together, and bake it in a tin well greased and papered.

To make Jumbalis.

Take a pound of sugar well beat and sifted, half a pound of butter, a pound of flour well dried, grate the rinds of two fine lemons, two eggs exceedingly well beat, if this number of eggs will make it up into a paste; if it will not set it before the fire, and then work it all together; cut it in small bits the size of a walnut, and roll it as long and as small as you can: then turn it up round in as little compass as you can, and bake it on tins.

To make Rice Cake.

Beat twelve eggs exceeding well, the whites and the yolks seperate; the rinds of two lemons, a pound of sugar, and a pound of ground rice; work them all well together; bake it in a tin in a quick oven, and bake it three quarters of an hour.

To make a common Seed Cake.

Take two pound of flour, rub in half a pound of butter; take a spoonful of new barm and mix it up with a pint of milk warmed a little and two eggs, and a few carraway seeds; set it to rise before the fire, and then work in three quarters of a pound of sugar, and bake it in a quick oven.

To make Buns.

Take a quartern of flour, rub in half a pound of butter, make it up with warm milk, and two or three eggs, and two spoonfuls of new barm; set it before the fire to rise; when risen, put in three quarters of a pound of sugar, half a pound of currants, and a few carraway seeds. Bake, it in little tins, in a quick oven.

To make light Wigs.

To three quarters of a pound of fine flour, put half a pint of milk made warm; mix in it two or three spoonfuls of barm, and two or three eggs; cover it up; set it half an hour to rise; work into the paste four ounces of sugar, and four ounces of butter: make it into wigs with as little flour as possible.

To make Tea Crumpets.

Beat two eggs very well, put to them a quart of cream warmed, and a large spoonful of barm; beat in as much fine flour, as will make them rather thicker than a common batter pudding; then make your bake-stone very hot, and rub it with a little butter wrapped in a clean linen cloth; then pour a large spoonful of batter upon your stone, and let it run to the size of a tea saucer; turn it, and when you want to use them, toast them very crisp and butter them.

To make Pikelets.

Take a pound of flour, and a large spoonful of barm, a little salt, some good milk or cream, and two eggs; make it up in a stiff batter; let it stand to rise, and then bake them on a bake-stone, rubbed with butter, in small cakes; they are the best buttered hot off the stone, but are very nice toasted crisp and buttered.

To make French Bread.

Take half a peck of flour, rub in it three ounces of butter; have some warm milk, and water, and three eggs, with three or four spoonfuls of new barm; mix it up and beat it well before you make it stiff, let it stand to rise, and then bake it about the size of a threepenny rasp. If you want any for the table make them smaller.

To make plain Fritters.

Put one pint of boiling milk to the crumb of a penny loaf; mix it very smooth; when cold

cold put in three eggs, sugar it to your taste, and fry them with very little butter,

To make drop Biscuits.

Beat the yolks of ten eggs and the whites of six, ten ounces of loaf sugar pounded; beat and whisk them very well for half an hour; put in a few carraway seeds, and six or seven ounces of flour; drop them on writing paper and bake them in a moderate oven.

To make Snow Balls.

Pare five large baking apples, take out the cores with a scoop, and fill the holes with orange or quince marmalade; then make a little good hot paste and roll your apples in it: make your crust of an equal thickness, and put them in a tin dripping-pan; bake them in a moderate oven: when you take them out, make iceing for them, the same way as for a plumb cake, and ice them all over with it about a quarter of an inch thick; set them a good distance from the fire, till they are hardened but do not let them brown; put one in the middle of a china dish, and the other five round it. Garnish them with green sprigs, or small flowers; they are a proper corner dish for either dinner or supper.

Snow Cream.

Make a rich custard and put it in the bottom of a china dish; then take the whites of eight eggs beat with rose water, and a spoonful of treble refined sugar: beat it till

it is a strong froth; put some milk and water into a broad stew pan, and when it boils take the froth off the eggs, lay it on the milk and water, and let it boil once up; take it off carefully, and lay it on your custard. It is a pretty dish for supper.

Tea Cream.

To half a pint of milk put a quarter of an ounce of fine hyson tea; boil them together strain the leaves out, and put to the milk half a pint of cream, and two spoonfuls of rennet, sugar it to your taste; set it over some hot embers in the dish which you send it to table in, and cover it with a tin plate; when it is thick, it is enough. Garnish with sweet meats.

A very good receipt for making Gingerbread.

Take half a stone of flour, a pound of sugar; five pounds of treacle, a pound and a half of butter, melt it with the treacle over the fire; put into the flour the peels of four lemons cut fine, two ounces of ginger, and two of cloves-pepper, a nutmeg grated, some candied orange cut fine, and a small bit of pearlash dissolved: then mix up the flour and all the ingredients, with the warm treacle and butter, putting in a large glass of brandy: let it stand till the next day, and then make it up into what shape you please. If you make brandy snaps, you must put little bits of candied orange into every snap.

* * * When you make flummery always take care to have it thick, and your moulds wet in cold water. When you make whips or Syllabubs,
raisé

raise your froth with a chocolate mill, and lay it on a sieve to drain; lay it safe on your glasses without mixing it with the wine.

To make Calf's Foot Jelly.

Take a gang of calf's feet well cleaned, and boil them in six quarts of water, gently, till reduced to two quarts; let it stand all night; put it through a cullender; when cold, scrape all the fat off, and put it in a sauce-pan with a pint of lisbon, madeira, or any other pale wine; the whites of four eggs, the rind of two lemons and the juice of two, with sugar to your taste; a glass of french brandy to keep it from turning blue; put all in whilst hot, stir it a little, and let it boil two minutes; put it in a bag, and let it run through into a bason, till your jelly is clear by frequently putting it back into your bag again; when clear, set your glasses under it and let it run into them.

To make Hartshorn Jelly.

Take half a pound of hartshorn, and a quarter of a pound of isinglafs, put to it two quarts of water, and let it stand all night in the oven, strain it off, and put to it a pint of Rhenish wine, the whites of three eggs, sugar to your taste, with the juice and rind of two lemons; boil them together, and put them through a bag whilst clear; then let it run into your glasses. If you have no Rhenish wine, white will do.

To make Savoury Jelly for cold Meat.

Boil beef and mutton to a stiff jelly, season

it with pepper and salt, a blade or two of mace and an onion; beat the whites of four eggs, put them to your jelly, and beat it a little; then run it through a jelly bag, and when clear, pour it on your meat, or fowls, in the dish you send it up on.

To make Flummery, or Blomange.

When you boil calve's feet for jelly it must be strong, you must reduce it to a quart or five gills; put it through a cullender, let it stand all night, and take off all the fat; blanch two ounces of sweet almonds, and half a ounce of butter, pound them in a mortar with a little rose-water, boil them in a gill of new milk, and strain them very well; then put half of your stock into a saucepan, sweeten it to your taste; and put to it the milk that the almonds were boiled in; let it stay till it is hot; then take it off the fire and stir it till nearly cold; put in as much thick cream, as will make it white, and stir it well; wet your moulds, and put in your flummery; let it stand five or six hours, and then turn it out: if your flummery was stiff it will turn out without warming, which often spoils the look of it.

To make colouring for Flummery or Blomange.

Take two penny-worth of cochineal and bruise it with the blade of a knife, put it in half a teacup full of french brandy; let it stand a quarter of an hour, and filter it through a fine cloth: it makes it a very fine pink colour.

For yellow take a little saffron, tie it in a cloth and dissolve it in cold water.

For green take some spinage and boil it, take off the froth and put it to your flummery.

To make a Fish Pond.

Fill your large fish moulds with flummery and six smalls ones; take a china bowl and put in half a pint of stiff clear calf's foot jelly, let it stand till cold; then lay two of the small fishes on the jelly, the right side down; put in half a pint more jelly, let it stand till cold, and then lay in the four small fishes across one another, that when you turn the bowl upside down the heads and tails may be seen; then nearly fill your bowl with jelly, and let it stand till cold; lay in the jelly four large fishes, and fill the bason quite full with jelly, and let it stand till the next day.

Turn it out very carefully upon a salver, just dip it in warm water and it will turn out better, but do not let it stay in long or it will spoil the look of it.

To make a Hen's Nest.

Take three or five of the smallest pullet eggs you can get, fill them with flummery, and when they are stiff and cold, peel off the shells; pare off the rinds of two lemons very thin, and boil them in sugar and water to take off the bitterness; when they are cold, cut them in long shreds to imitate straw; then fill a bason one third full of calf's foot jelly, let it stand till cold, lay the shreds of the lemons in a ring, about two inches high in the middle of your bason, strew a few coins of sago to look like barley,

barley, fill the bafon to the height of the peel, and let it stand till cold; then lay your eggs of flummery in the middle of the ring, that the straws may be feen round, fill the bafon quite full of jelly, let it stand, and turn it out the fame way as the fish pond.

To make Blomange of Ifinglafs.

Boil two ounces of ifinglafs in a quart of water till it is reduced to a pint, then put in the whites of four eggs, with two spoonfuls of rice water to keep, the eggs from poaching, and fugar to your tafte; run it through a jelly bag; and put to it two ounces of fweet, and one ounce of bitter almonds, give them a fcauld in your jelly, and put them through a hair fieve; put it in a china bowl, the next day turn it out, and flick it all over with almonds, blanched and cut length ways. Garnifh with green leaves or flowers.

To make Moonfhine.

Take the fhapes of half-moon, and five or feven ftars, wet them and fill them with flummery; let them stand till they are cold, then turn them into a deep china difh; pour lemon cream round them, made thus:—take a pint of fpring water, put to it the juice of three lemons, and the yellow rind of one, the whites of five eggs well beaten, and four ounces of loaf fugar; then fet it over a flow fire, and ftir it till it looks white and and thick; if you let it boil it will curdle; then ftain it through a hair fieve, and let it stand till it is cold:
beat

beat the yolks of five eggs, and mix them with your whites, set them over the fire, and keep stirring till it is almost ready to boil, then pour it into a basin; when it is cold pour it among your moon and stars; garnish with flowers.—It is a proper dish for a second course either for dinner or supper.

To make Eggs and Bacon in Flummery.

Take a pint of stiff flummery, and make part of it a pretty pink colour, with the colouring for the flummery; dip a potting-pot in cold water and pour in red flummery, the thickness of a crown piece; then the same of white flummery, and another of red, and twice the thickness of white at the top; one layer must be stiff and cold before you pour on another, then take five tea cups, and put a large spoonful of white flummery into each, and let them stand all night; then turn your flummery out of your potting-pot, on the back of a wet plate; cut your flummery into thin slices; and lay them on a china dish, then turn your flummery out of your cups on the dish, and take a bit out of the top of every one, and lay in half a preserved apricot; it will prevent the syrup from discolouring the flummery, and make it look like the yolk of a poached egg; garnish with flowers. It is a pretty dish for dinner or side for supper.

Solomon's Temple in Flummery.

Make a quart of stiff flummery, divide it into three parts; make one part a pretty deep
K. colour

colour with a little cochineal bruised fine, and steeped in French brandy; scrape one ounce of chocolate very fine, dissolve it in a little strong coffee, and mix it with another part of your flummery, to make it a light stone colour; the last part must be white; then wet your temple mould, and fix it in a pot to stand even, then fill the top of the temple with red flummery to the steps, and the four points with white; then fill it up with chocolate flummery; let it stand till the next day, then loosen it round with a pin and shake it gently till it is loose, but do not dip your mould in warm water it will take off the gloss, and spoil the colour; when you turn it out, stick a small sprig, or a flower stalk, down from the top of every point, it will strengthen them and make it look pretty; lay round it rock candy sweet meats.—It is proper for a corner dish for a large dinner.

To make Lemon Cream.

Take the juice of three or four lemons at least, put them on the dish you send it to table on; make the juice pretty sweet, and make hot a pint of cream and put it in a tea pot; set your dish on the floor, and get on a stool and pour your cream on the lemon juice; the higher you stand the more froth there will be. Let it stand till the next day.

To make Lemon Cheesecakes.

Grate the rinds of two large lemons, take six ounces of butter, and the yolks of nine eggs; set

set the lemon and butter over the fire, stir it whilst thick; take it off the fire, and stir it till almost cold; blanch a quarter of a pound of almonds and beat them, half a pound of sugar beat, (leave out a little sugar to put over your cheesecakes) put in your sugar and almonds, stir it a little, and set it by a day or two; make a nice paste and put it a moderate thickness in your tins, before you send them to the oven; put over them a little sugar.

To make Curd Cheese-cakes.

Take a dish of curds the size of a large plate; work in them a quarter of a pound of butter and a little cream, sugar to your taste; grate in some nutmeg, and put in ratifia, or a little rose water, four eggs, half a pound of currants well washed and dried; work them altogether and bake them with a nice crust under.

To make Curd Cheese-cakes another way.

Set a quart of new milk near the fire, with a spoonful of rennet, let the milk be made blood warm; when it is broke, drain the curd through a coarse cloth, now and then break the curd gently with your fingers; rub into the curd a quarter of a pound of butter a quarter of a pound of sugar, a nutmeg and two naples biscuits grated, the yolks of four eggs, and the white of one, two ounces of almonds well beat with two spoonfuls of rose water, and two of sack; put them into your curd and mix them well together.

To make Black Caps.

Take six large apples, cut off a slice at the blossom end; put them in a tin, and set them in a quick oven till they are brown; then wet them with rose water and grate lump sugar over them; set them in the oven again, till they look bright and black, then take them out, and put them on a deep china dish or plate, and pour round them thick cream custard; or white wine and sugar.

To make Green Caps.

Take codlins just before they are ripe, green them as you would for preserving, then rub over them a little oiled butter, grate over them double refined sugar, and set them in the oven till they look bright and sparkle like frost; then take them out and put them in a china dish; make a very fine custard, and pour it round them, stick a single flower in every apple and serve them up.—It is a pretty corner dish.

To Stew Pears.

Pare the largest stewing pears, and stick a clove in the blossom end; put them in a deep earthen pot, with a quart of water and a pound of sugar, with a penny worth of cloves; put a new pewter spoon in the middle, and the parings over the top, tie over them strong brown paper, and let them stew all night. If your syrup be too thin, boil it with a little red wine and sugar, and when cold put it to your pears.

To make Syllabubs.

Take a pint of cream and a gill of new milk, a few lumps of sugar rubbed on the rind of a lemon; take a chocolate mill and froth it; take off your froth, and lay it on a hair sieve; keep taking off your froth as long as it rises; half fill your glasses with white, and have the same number of glasses half filled with red wine; put into each glass a little sugar, and lay on your froth as high as you can. If you have any orange-flower water by you, put a little in, and it will give them a nice flavour.

To make a Syllabub under the Cow.

Put a bottle of strong beer and a pint of cyder, into a punch bowl, grate in a small nutmeg, sweeten it to your taste, then milk as much milk from the cow as will make it a strong froth and the ale clear; let it stand an hour, then strew over it a quantity of currants, and send it to the table.

To make Red Currant Jelly.

Take your currants when they are dry and full ripe; pick them off the stalks, put them into a pitcher, set it in water, and let it boil several hours, but take care you do not let the water or the steam in: put a weight over it to keep it steady; put them in a hair sieve, and let them stand all night to drain; to every pint of juice put a pound of lump sugar, boil it twenty minutes, and take off all the scum; put it into your pots when hot; when quite cold
put

put over them writing paper dipped in brandy; tie them over with brown paper and keep them in a dry place.

You may make black currant jelly the same way, only strain your currants.

To make black Currant Jam.

Take your black currants when they are full ripe; pick them off the stalks; to a quarter of a peck of your currants, when picked, put two pounds and a half of raw sugar; boil them half an hour, then put them into your jars when hot.—Cover them with paper same as the jelly.

To preserve Currants for Tarts.

Get your currants when they are dry, and pick them off the stalks; to every pound and a half of currants, put a pound of sugar; take a few of your currants, and bruise them to dissolve your sugar with; give it a boil, and then put in the remainder of currants; boil them twenty minutes; put them in jars, and put a brandy paper over them. Keep them in a dry place.

To make Red Raspberry Jam.

Let your raspberries be dry when you get them, and pick out all that are moulded; crush your raspberries with the back of a wooden spoon; put your sugar over them if you cannot boil them immediately, as it will keep in the flavor: to every three quarts of raspberries put three pounds of fine raw sugar; boil them
half

half an hour over a slow fire, take off all the scum, and keep stirring them from the bottom; put them hot into your pots, and put a brandy paper over them.

To preserve Red Currants in bunches.

Tie six or seven bunches of red currants to a bit of cane, about the length of your finger; then squeeze some juice out of red currants, (about half a pint) and dissolve a pound of lump sugar in the juice; then boil and skim it well: then take your bunches and hold them by the cane, in your syrup, for two or three minutes; take them out, and spread them on a dish; so keep holding them in your syrup till all have been boiled once over: put a little more sugar into your syrup and boil it; then put in your currants, as before, and lay them upon a dish; then more currants till all have been in: dip them again and they will have been done sufficient; take out your currants and put them in glasses, but not too full; fill up your glasses with the syrup; let them stay till cold, and then put a paper dipped in brandy over them; keep them in a dry place.

To preserve White Currants in bunches.

Stone your currants, and tie them in bunches, three or four stalks together, with a bit of thread; dissolve a pound of double refined sugar in water: boil it, and dip in your currants as before, and spread them on a dish; dip them two or three times, lay them on a dish and press them a little; then sift over them,

them, when cold, some fine sugar: turn them upon some writing paper, and sift more sugar over them; when it is dried a little, sift more sugar over them: if they requires more sugar it must be sifted over them; lay writing paper over the top, and dry them over a slow stove. Keep them in a dry place.

To preserve Quinces whole.

Pare your Quinces very thin and round; put them into a well tinned saucepan, with a new pewter spoon in the middle; then fill your saucepan with hard water, and put the parings over them, to keep them close covered; set them over a slow fire till they are soft, and of a fine pink colour; let them stand till cold: if your syrup be not thick, you must boil it again; put them into jars, with brandy paper over them.

You may preserve quinces in quarters the same way.

To preserve Kentish or Golden Pippins.

Boil the rind of a lemon very tender, then lay it in water two or three days; take a quart of golden pippins, pare, core, and quarter them: boil them to a strong jelly, and run it thro' a jelly bag; then take twelve pippins, pare and scrape out the cores; put two pounds of loaf sugar into a stew-pan, with near a pint of water; when it boils skim it, and put in your pippins, with the lemon rind cut in thin slices; let them boil fast till the sugar is very thick, and will almost candy; then

then put in a pint of the pippin jelly, and boil them fast till the jelly is clear; then squeeze in the juice of a lemon; give it one boil, and put them into pots or glasses, with lemon peel.

To preserve Green Gooseberries in imitation of Hops.

Take the largest walnut gooseberries you can get, cut them at the stalk end in four quarters, leave them whole at the blossom end; then take out all the seeds, and put five or six one in another: take a needleful of strong thread, with a large knot at the end; run the needle through the bunch of gooseberries, and tie a knot to fasten them together, (they resemble hops) and put cold spring water into your pan, a large handful of vine leaves in the bottom, and have three or four layers of gooseberries with plenty of vine leaves between every layer, and over the top of your pan; cover it so that no steam can get out, and set them over a slow fire; when they are scalding hot, take them off, and let them stand till they are cold; then set them on again till they are a good green, then take them off and let them stand till cold, and put them in a sieve to drain; make a thin syrup: to every pint of water put in a pound of common loaf sugar, boil and skim it well; when it is half cold, put in your gooseberries, and let them stand till the next day; then give them one boil a day for three days; make a little clear syrup with loaf sugar, ginger and a little lemon peel, cut very fine length ways; skim your syrup well, and when cold, put it to your gooseberries. Put them in glasses and keep them for use.

To preserve Green Pine Apples.

Get your pine apples before they are ripe,
L. and

and lay them in strong salt and water five days ; then put a large handful of vine leaves in the bottom of a large saucepan and put in your pine apples, fill your pan up with vine leaves, then pour on the salt and water it was laid in ; cover it up very close, and set it over a slow fire ; let it stand till it is a fine light green : have ready a thin syrur, made of a quart of water and a pound of double refined sugar ; when it is almost cold ; put it into a deep jar, and put in the pine apple with the top ; let it stand a week, and take care that it is well covered with syrur ; then boil your syrur again, and put it carefully into your jar, lest you break the top off your pine apple ; let it stand eight or ten weeks, and give the syrur two or three boils to keep it from moulding : let your syrur stand till it is near cold before you pour it on ; when your pine apple looks quite full and green, take it out of the syrur, and make a thick syrur of three pounds of double refined sugar, with as much water as will dissolve it ; boil and skim it well ; put a few slices of white ginger in it ; when it is nearly cold pour it upon your pine apple, tie it down with a bladder, and the pine apple will keep many years and not shrink ; but if you put it into thick syrur at first it will shrink, for the strength of the syrur draws out the juice and spoils it.

N. B. It is a great fault to put any kind of fruit that is preserved whole, into a thick syrur at first.

To preserve Strawberries whole.

Get the finest scarlet strawberries with stalks on, before they are too ripe; then lay them separately on a china dish; beat and sift a little lump sugar and strew it over them; then take a quart of full ripe scarlet strawberries, crush them and put them into a jar; put to them some double refined sugar beat small; cover them close and let them stand in a kettle of boiling water till they are soft, and the syrup is come out of them; then strain them through a bit of catgut, into a tossing pan, boil and skim it well; when it is almost cold, put in your whole strawberries, a very few at a time; let them stay in till your syrup is hot, then take them out and spread them on a dish, then put in a few more till you have done them all; sift over them a little sugar, when your syrup is cold, put it over the fire, and put them all in again as before; do not let them boil, and be careful not to bruise them when you take them out; you must boil up your syrup to a proper thickness; put your strawberries into glasses with the stalks downwards; fill up your glasses with the syrup when it is cold; tie them close up, and put over them brandy papers.

To make Strawberry Jam.

Take two quarts of strawberries, pick them clean, and pound fine two pounds of sugar; take a gill of currant juice, boil all together on a quick fire half an hour; skim it well, and pour them into your pots hot: put a brandy paper over them, and tie them close up.

To preserve Apricots.

Take two dozen fine apicots, clear from spots and not too ripe; put a little water into the pan you preserve them in, put in half a dozen, and let them warm till you can take the skins off clear, spread them on a dish, and sift some fine sugar over them; repeat it till you have got them all done; take a pint of water and a pound and a quarter of lump sugar, boil and skim it well, take it off the fire and let it stand a while; then put in half of your apicots, and give them a gentle boil; take them out one by one, and spread them on a dish, then do the same with the remainder; give the syrup a boil and put to it a little more sugar; boil them as before twice more, the last time you boil them, skim your syrup well, till it is both thick and clear, and when cold put it to your apicots, in glass jars; put over them brandy papers, and keep them in a cool dry place.

To make Apricot Marmalade.

Take your apicots when they are ripe; take off the skin and take out the stones with a pen knife; take their weight of sugar, and boil them half an hour or more, rub them well with the back of a spoon against your pan,; when they are boiling, pour them into your pots when hot, and the next day put over them a paper dipt in brandy; tie them up close with leather over them.

To preserve Red Gooseberries.

To every quart of rough red gooseberries,
put

put a pound of lump sugar; put your sugar into a preserving pan, with as much water as will dissolve it; boil and skim it well; then put in your gooseberries, let them boil a little, and set them by till they are cold; then boil them till they look clear, and the syrup thick, then put them into pots or glasses: cover them with brandy papers, and keep them for use.

To preserve Morrello Cherries.

Get your cherries, when they are full ripe, take out all the stalks, and prick them with a pin; to every two pounds of cherries put a pound and a half of loaf sugar: beat part of your sugar and strew it over them; let them stand a few hours; dissolve the rest of your sugar in half a pint of the juice of currants, set it over a slow fire, and put in the cherries with the sugar, and give them a gentle scald; let them stand all night, and give them another scald; then take them carefully out, and boil your syrup till it is thick, then pour it upon your cherries; if you find it too thin boil it again.

To preserve Barberries in bunches.

Take the female barberries, some of the largest bunches, then pick the rest from the stalks, put them in as much water as will make a syrup, for your bunches, and boil them till they are soft; then strain them through a sieve; to every pint of the juice put a pound and a half of loaf sugar, boil and skim it well; to every pint of syrup put half a pound of barberries in bunches, boil them till they look ve-

ry fine and clear, then put them carefully into pots or glasses; tie brandy papers over them.

To preserve Damsons.

Get your damsons, before they are full ripe; put them in stone bottles, with half their weight of sugar; tie over them a calf's bladder, and put your bottles in a pot of cold water, let them boil twenty minutes; then take them out and keep them in a dry place. You must not take the bladders off till you want to use them.

To preserve Damsons another way.

Take half a peck of small long damsons; pick off the stalks and prick them with a pin; put them in a deep pot with two pounds of sugar, and set them in a moderate oven till they are soft; take them out, and let them stand two days before you boil the syrup; boil up your syrup with two pounds more sugar, till it is clear and thick; then put in your damsons, and give them a boil for a few minutes: put them into pots, and put a brandy paper over them, and tie a bladder over it. Keep them in a dry place,

To preserve Magnum Bonum Plumbs.

Take the large yellow plumbs; put them in a pan full of spring water, set them over a slow fire, and keep putting them down with a spoon, till you find the skin will come off; then take them up, and take off the skin with a pen-knife; put them in a fine syrup; and give them a gentle boil; then take them off, and keep
turning

turning them pretty often in the syrup, or the outside will turn brown; when they are quite cold, set them over the fire again; boil them five or six minutes; then take them off, and turn them in the syrup very often till they are near cold; then take them out and lay them separately on a flat china dish; strain the syrup through a rag, and add to it the weight of your plumbs, of fine loaf sugar, boil and skim it well; then put in your plumbs; boil them till they look clear: then put them into jars or glasses, cover them well with the syrup, or they will lose their colour; put brandy papers over them.

To preserve Wine Sours.

Take the finest wine sours; pick off the stalks and run a pin down the seam, skin deep; sift over them some sugar; put them in a jar with half their weight of sugar, and set them in a pan of water to stew; do not let them be too soft; let them stand till the next day, then pour the syrup from the plumbs, and boil it with a little more sugar; let it stand another day and then give the plumbs a boil; then boil up your syrup to a proper thickness; let it stand till near cold, and then pour it on your plumbs, put them in jars with brandy papers over them and a bladder over that.

To preserve Peaches.

Get the largest peaches before they are too ripe; rub off the lint with a cloth; then run them down the seam with a pin, skin deep; boil
them

them in a thick syrup and drain them very well till they are rather dryed; put them in a jar and fill it up with French brandy. Tie them up close and keep them for use.

To make Bullace Cheese.

Take your bullaces when they are full ripe, put them into a pot; to every quart of bullaces put a quarter of a pound of loaf sugar: let them stay in the oven till they are soft, then rub them through a hair sieve; to every pound of pulp add half a pound of loaf sugar beat fine; then boil it an hour and a half over a slow fire, stirring it all the time, then pour it into potting pots, and tie brandy papers over them; keep them in a dry place; when it has stood a few months it will cut very bright and fine.

You may make floc cheese the same way.

To dry Cherries.

Take kentish cherries, stone them; and to every pound of cherries put a pound and a quarter of fine sugar; beat and sift it over your cherries, and let them stand all night; take them out of the sugar, and to every pound of sugar put two spoonfuls of water, boil and skim it well, then put in your cherries; and let your sugar boil over them, the next morning strain them, and to every pound of the syrup put half a pound more sugar; let it boil a little thicker; then put in your cherries and let them boil gently; the next day strain and dry them in a stove, and turn them every day.

To make Violet Cakes.

Take the finest violets you can get, pick off the leaves; beat the violets fine in a mortar, with the juice of a lemon: beat and sift twice their weight of double refined sugar; put your sugar and violets into a silver sauce-pan or tankard, set it over a slow fire, and keep stirring it gently till all your sugar is dissolved; if you let it boil it will discolour your violets; drop them in a china plate: when you take them off, put them in a box with paper between every layer.

To dry Green Gage Plumbs.

Make a thin syrup of half a pound of loaf sugar, and skim it well; slit a pound of plumbs down the seam, and put them into the syrup; keep them scalding hot, till they are tender; you must cover them well with syrup or they will lose their colour; let them stand all night; then make a rich syrup: to a pound of double refined sugar, put two spoonfuls of water, skim it well, and boil it almost to a candy; when it is cold, drain your plumbs out of the first syrup, and put them into the thick syrup; be sure let the syrup cover them; set them on the fire to scald till they look clear; take them out after they have been in a few days, and dry them in a stove; turn them once a day till they are dry.

To candy Ginger.

Beat two pounds of fine loaf sugar; put one pound in a tossing pan, with as much wa-

M.

ter

ter as will dissolve it, with one ounce of race ginger, grated fine; stir them well together over a very slow fire till the sugar begins to boil, then stir in the other pound, and keep stirring it till it grows thick; then take it off the fire, and drop it in cakes upon earthen dishes; set them in a warm place to dry, and they will look white, and be very hard and bitter.

To preserve Oranges.

Take seville oranges free from spots, cut a piece off the top, about the size of a shilling; cut them like a pine, with a penknife, and take out the inside very carefully, but not too near; put them in a pot with salt and water; let them stand all night or longer; boil them in a large well tinned sauce-pan, and wrap them in linen cloths before you put them in; let them boil three hours; have ready, two pounds of lump sugar, boil it with three gills of water pretty thick; put in three or four oranges let them boil ten minutes, and keep turning them with a spoon; when they look clear, put them in separate jars; boil your syrup after you have taken out the oranges, and skim it well; let it stand till cold, and then put it to your oranges; the next day, put over them brandy papers, and tie them close with either leather or a bladder.

To make Clotted Cream.

Take a quart of good cream, put to it on^e spoonful of earning; when it comes to a curd, break it very carefully with a silver spoon; lay
it

it upon a sieve to drain a little; put it into a china soup plate, and pour over it some good cream, with the juice of raspberries, damsons, or any fruit to make it a fine pink colour: sweeten it to your taste, and lay a few strawberry leaves round it. It is proper for a middle dish at supper, or a corner at dinner.

To make Steeple Cream with Wine Sours.

Take one pint of strong clear calf's-foot jelly, the yolks of four hard boiled eggs, pounded in a mortar exceeding fine; with the juice of a seville orange, and as much double refined sugar as will make it sweet; when your jelly is warm, put it in, and keep stirring it till it is cold, and grows as thick as cream; then put it into jelly glasses; the next day turn it out into a dish with preserved wine sours; stick a sprig of myrtle in the top of every cream and serve it up.

Lemon Cream with Peel.

Boil a pint of cream, when it is half cold put in the yolks of four eggs, and stir it till it is cold; then set it over the fire, with four ounces of loaf sugar, a tea spoonful of grated lemon peel, stir them till it is pretty hot; take it off the fire, and put it in a basin to cool; when it is cold, put it in sweetmeat glasses; lay over them lemon peel cut like straws — It is proper to be put on a bottom salver, among jellies and whips.

To make a Trifle.

Take a quarter of a pound of macaroons,
M 2 put

put them in the bottom of a china dish, wit. two glasses of white wine, and half a glass of brandy; make a custard to put upon the macarons; make it of a pint of cream; put it in a clean sauce-pan, and make it hot: have ready the yolks of six eggs beat with a little sugar; put in your eggs when it is hot, and stir it one way whilst it is very hot, but not to boil: sweeten it to your taste: and when cold pour it upon your macarons: then take half a pint of new milk and a pint of cream, rub a lump of sugar on the rind of a lemon, to taste your froth; take a chocolate mill and froth it; take off your froth as it rises, and lay it upon a sieve to drain; lay it upon your trifle, and heap it up as high as you can; before you send it to the table, strew over it morell comf's. It is proper for a middle dish.

To make Rice Cheefecakes.

Boil four ounces of rice with a stick of cinnamon, till soft; then drain it through a sieve; put in half a pound of butter, and crush it with the back of a spoon; put in four eggs, six ounces of sugar, and half a pint of cream, a nutmeg grated, and half a glass of ratifia water, or brandy; bake them in tins, with a good paste under them.

To pot Venison.

Take four or six pounds of venison; if stale wash it with vinegar, and dry it very well; cut it in pieces, and put it in a pot, with a pound of butter, some mace, and salt, and a few

few cloves; cover it close up, set it in a kettle of water, and let it boil four or five hours; take it out, drain it well, and take off all the skim; pound it well in a mortar, and put a little of the fat to it as you pound it; season it to your taste, and put it in potting pots; when cold, put over it clarified butter.

To pot Veal.

Cut a fillet of veal and put it in a pot, set it over the fire to stew three hours, with a pound of butter, pepper, mace, and salt, (if you send it to the oven, put over it a paper, and then a paste); when it is stewed, drain the meat from the gravy very well; and clear off the fat to put to your meat; when you pound it, season your veal a little more; pound it very well, and keep putting to it a little of your butter; put it very close down in your pots, and lay a weight over them; the next day put clarified butter over them.

To pot Marble Veal.

Boil a dried tongue until tender; skin and cut it as thin as possible and beat it exceeding well with butter and a little mace; have ready your veal stewed, and beaten as before; then put some veal into your potting pots, and then some tongue and so fill your pots; lay a weight on them till the next day, and then pour clarified butter over them.

To pot Beef.

Take three or four pounds of a rump of
beef;

beef; put it down in the pot, with three quarters of a pound of butter or marrow, with cloves and a little cayenne; put it in a pan of water and let it stew five hours; drain your meat well from the gravy, and season it with mace, nutmeg, and salt, and a little cayenne; pound it very well, and keep putting to it a little of your fat; put it in pots, and put clarified butter over as before.

To collar a Breast of Veal.

Bone your veal, and rub it a little, then rub it over with the yolk of an egg; strew all over it a little beaten mace, nutmeg, pepper and salt, a large handful of parsley chopped small, with a few sprigs of sweet marjoram, a little lemon peel cut exceeding fine, one anchovy, washed, boned, and chopped small, and mixed with a few bread crumbs; then roll it up very tight, bind it with a fillet, and wrap it in a clean cloth, then boil it two hours and a half in soft water; when it is enough, hang it up by one end and make a pickle for it: to one pint of salt and water put half a pint of vinegar, when you send it to the table, cut a slice off one end; garnish with pickles and parsley,

To collar a Calf's Head.

Take a calf's head with the skin on, and dress off the hair, then rip it down the face, and take out all the bones carefully from the meat and steep it in warm blue milk, till it is white; then lay it flat, and rub it with the white of an egg, and strew over it a tea spoonful of white pepper,

pepper, two or three spoonfuls of beaten mace, and one nutmeg, a spoonful of salt, two score of oysters chopped small, half a pound of beef marrow, and a large handful of parsley; lay them all over the inside of the head, cut off the ears, and lay them in a thin part of the head; roll it up tight, bind it with a fillet, and wrap it up in a clean cloth; then boil it two hours and when it is nearly cold, bind it up with a fresh fillet, and put it in a pickle, made as above, and keep it for use.

To pot all kinds of small Birds.

Pick and gut your birds, dry them well with a cloth, and season them with mace, pepper and salt; put them into a pot with butter, tie paper over your pot, and stew them in a moderate oven; when they come out, drain the gravy from them, and put them into potting pots; when cold, cover them with clarified butter.

To pot Pigeons.

Clean your pigeons very well; and cut off the pinions; dry them very clean, and season them well with pepper and salt, and a little nutmeg; put a lump of butter in the inside of every pigeon; put them into a pot with butter over them, tie them down, and set them in a moderate oven; when they come from the oven drain them well from the gravy, and season them a little more: put them in your pots, and when cold cover them with clarified butter.

To

To pot a Hare.

Hang up your hare with the skin on, for three or four days; then take it down and case it; cut it up as for eating, and put it in a pot, with mace, pepper, and salt; put a pound of butter over it, and stew it in an oven; when enough, take the meat from the bones, and season it a little more, adding cayenne and a few cloves; beat it very well in a mortar, and then put it in potting pots very close down; let it stand till cold, and then pour over it clarified butter; keep it in a dry place.

To collar a Pig.

Take your pig, and dress it very well; wash and dry it clean; take a sharp knife, rip it open and take out all the large bones; rub it well with pepper, salt, and mace; take a handful of parsley and some sage leaves, chop them very small, and lay them in the inside of the pig and roll it up tight; bind it very well with a long fillet: then fill your boiler with soft water, and put in half a handful of salt, a pint of vinegar, some mace, and pepper-corns, and ten cloves, with a bunch of sweet herbs; when it boils, put in your pig; let it boil slowly for two hours: if it requires the fillet a little tighter, you must tighten it before you hang it up; let it drain and stay till cold; then put it in an earthen pot, with the liquor it was boiled in; when you send it to table cut a slice off the end.

To make Mock-Brazon.

Take a belly piece of pork, and the head
and

and feet of a young porkling; salt it, lay on a little salt-petre, and let it stay a few days; split the head and feet, and boil them till they are very tender; take out all the bones, and lay the meat on the piece of pork, put in two cow-heels, and sprinkle over them a little spices; roll it up tight, and boil it slowly for three hours; hang it up till the next morning, and put it in pickle the same as for any thing collared.

To make an Almond Poffet.

Grate the crumbs of a penny loaf very fine, pour a pint of boiling milk upon them and let them stand two or three hours; then beat it exceeding well; add to it four ounces of almonds blanched and beat as fine as possible, with rose water; and a quart of good cream; mix them all well together, and set them over a slow fire; boil them a quarter of an hour: then set it to cool, and beat the yolks of four eggs, and mix with your cream; when it is cold, sweeten it to your taste; then stir it over a slow fire, till it grows pretty thick, but do not let it boil, or it will curdle; then put it in a china bowl, and send it up with a few macaroons to swim on the top.—It is proper for a top dish at supper.

To mull Wine.

Put a pint of new milk, to a pint of wine; sweeten it to your taste; and grate in some nutmeg, let it be a little hot; beat the yolks

N.

of

of four eggs with a little wine, and put it to your milk and wine; pour it backwards and forwards to keep it of a fine froth, and set it a little on the fire to make it pretty hot; send it up in a bason, with some toast upon a plate.

To mull Ale.

Take a pint of good strong ale, and put in a little nutmeg and sugar; set it on the fire to be made hot; beat two eggs in a little cold ale, pour it into your hot ale, and backwards and forwards; set it on the fire a little and continue to do so till it is quite hot; send it up as before.

To make Wine Whey.

Take a pint of skimmed milk, and to half a pint of water, put half a pint of wine in a jug, and pour your milk and water boiling hot upon it, with a little lump sugar and a slice of lemon; the curd will be on a lump, and you must pour the whey from it.

To make Cream of Tartar Whey.

Set a pint of blue milk over the fire, when it begins to boil, put in two teaspoonfuls of cream of tartar; take it off the fire, and pour it into a bason: drink it new milk warm.

To make Beef Tea.

Take a pound of lean beef, cut it in thin slices, put it in a jar, and pour a quart of boiling water upon it; cover it close, to keep in the steam: it must be drank new milk warm, and is very good for a weak constitution.

To make Chicken Broth.

Skin a chicken, and boil it in two quarts of water, with a little mace and a crust of white bread; boil it to half the quantity, and take off the fat; send it up in a basin with a little dry toast.

To make Groat Gruel.

Boil half a pint of groats in three pints of water, or more, as you would have your gruel for thickness, with a blade or two of mace, take it off the fire, put to it a quarter of a pound of currants washed well; put it in a china bowl and a toast of bread round cut in long pieces.

To make Sago Gruel.

Take four ounces of Sago, wash it in warm water, and set it over the fire, with two quarts of water and a stick of cinnamon; keep skimming it till it grows thick and clear; when your sago is enough take out the cinnamon, and put in a pint of red wine; if you would have it very strong, put in more, and sweeten it to your taste: then set it over the fire to warm, but not to let it boil after the wine is put in, it weakens the taste and makes the colour not so deep a red: pour it into a tureen, and put in a slice of lemon, when you send it to table.—It is proper for a top dish for supper.

To make Raisin Wine.

Take a wine, or a brandy cask to put your raisins in; to every gallon of water put six pounds of raisins, picked very clean from the

stalks; keep stirring it every day for six weeks, then make up your cask with clay for eight months; then bottle it off; the longer you keep the wine the better it will be; you may use the raisins after for either distilling or making a small wine of.

To make Cowslip Wine.

Boil six gallons of water, and to every gallon of water put three pounds of loaf sugar, boil and skim it very well; put it in the tub you intend to work it in; when cold, squeeze in some lemons and oranges, then put in three pecks of cowslip pips, and a spoonful of barm upon a bit of white toast; let it work two or three days; put it in the barrel, with some lemon peel; when it has done working fasten it up, for two or three months; then bottle it off, and put a little brandy into every bottle.

To make Blackberry Wine.

Gather your blackberries when they are full ripe; take twelve quarts, and crush them with your hand; boil six gallons of water with sixteen pounds of brown sugar, a quarter of an hour, skim it well; put into your cask six pounds of Malaga raisins then pour the wine into the cask, with one ounce of isinglass, which must be dissolved in a little cyder; stir it all up together, close it up and let it stand six months and bottle it.

To make Birch Wine.

To every gallon of birch water, put three
pounds

pounds of sugar; work it three or four days in a tub, putting in a little wine upon a toast; stir it every day in the tub; then rinse your barrel with a little brandy, and put in your water and sugar, with a pound of raisins to every gallon: dissolve two pennyworth of isinglass and put in: stir it every day for a fortnight, and make it up for six months; then bottle it.

You may either boil the sugar and water or make it without boiling at all.

To make Orange Wine.

Take six gallons of water, and three pounds of fine sugar, to every gallon; boil it three quarters of an hour: when boiling, put in the whites of two eggs to make the scum rise; skim it well; when it is cold enough for working, put in three spoonfuls of barm, and put in the peel and juice of fifty oranges; work it two days and a night and then make it up in your barrel; bottle it at four months old.

To make Red Currant Wine.

Take five quarts of red currants, full ripe; bruise and take all the stalks from them; to every five quarts of fruit, put a gallon of water and a quart of raspberries; to every gallon of liquor, put three pounds of sugar: boil your sugar and water, and put in two whites of eggs and skim it well; when cold strain in your fruit through a hair sieve; dissolve a little isinglass and put in: put your liquor into the
barrel,

barrel, and when you make it up put in a quart of brandy. Keep it whilst fine, then bottle it.

To make Gooseberry Wine.

Take twelve quarts of good ripe gooseberries; stamp them, and put to them twelve quarts of water; and fifteen pounds of sugar; let them stand three days, and stir them twice every day; then put it into your cask, with half an ounce of isinglass dissolved; clay up your barrel and let it stay two months, then bottle it.

To make Balm Wine.

Boil twelve quarts of water; put to it nine pounds of sugar, skim it well, and take it off to cool; put it in the vessel you intend to keep it in, and put to it a pound and a half of the tops of balm shred a little; let it work twenty four hours stirring it every two hours, putting in a little barm; close it up in a barrel, and bottle it in ten or twelve weeks.

To make Mulberry Wine.

Take your mulberries when they are full ripe and beat them in a marble mortar; to every quart of berries put a quart of water, rub them very well with your hands into the tub; let them stand all night, and strain them through a sieve; to every gallon of water put three pounds of sugar, and when the sugar is dissolved put it into your barrel; take two pennyworth of isinglass and chop it in pieces, put to it a little wine, and let it stand within the air of the fire all night, take the whites of two
eggs,

eggs, beat them very well, then put them to the isinglass, mix them well together, and put them into your barrel stirring it about when it is put in; do not let it be too full, nor bung it close at first; set it in a cool place and bottle it when fine.

To make Syrup of Mulberries.

Take mulberries when they are full ripe, break them very well with your hand, and drop them through a flannel bag: to every pound of juice take half a pound of loaf sugar; boil and skim it well all the time it is boiling; when the scum has done rising it is enough: when it is cold bottle it, and keep it for use.

You may make raspberry syrup the same way.

To make Elder Wine.

Take twenty pounds of malaga raisins, picked from the stalks; and twenty quarts of water; boil your water, and let it be cold again; then put in your raisins with six pounds of sugar, and six quarts of elder juice, a little ginger and some juice of floes, to give it a roughness; when it has done fermenting, make up the cask for three months, and keep it in a dry place; then bottle it off.

To make Gooseberry Vinegar.

Boil eight gallons of water with twelve pounds of brown sugar; boil and skim it well; let it stand till cold, gather your gooseberries when full ripe and bruise them; to every quart of mash
put

put three quarts of water, put it to your sugar and water, and let it stand twenty four hours; then strain it and put it in a barrel, and the day following, close up your barrel; keep it in a dry place.

One gallon of gooseberries yield two quarts of mash.

To keep French Beans.

Gather your beans when full dry and not too old; put them in an earthen jar, in layers of the beans, and then of salt; let your last layer be salt; put a flag, on the top; and set them in a dry cellar.

To keep French Beans a second way.

Make a strong salt and water that will bear an egg; set it on the fire, when it boils put in your beans and boil them five or six minutes, take them out and lay them on a sieve: put to your salt and water a little bay salt, boil it ten minutes, skim it well, and pour it into an earthen jar to cool and settle; put your beans into a narrow stopp'd jar, and pour the clear liquor over them; tie a calf's bladder over them that no air may get in. Before you use them, put them in salt and water the night before to take out the saltness.

To keep Mushrooms to eat like Fresh ones.

Wash large buttons as you would for stewing, and lay them on sieves with the stalks upwards; strew over them some salt, to fetch out the water; when they are drained, put them

them in a pot, and set them in a cool oven for an hour; then take them carefully out, and lay them to cool and drain; boil the liquor that comes out of them with a blade of mace, and boil it half away; put your mushrooms into a clean jar well dried; when the liquor is cold cover your mushrooms in the jar with it, and pour over it rendered suet; tie a bladder over it, and set them in a dry place, and they will keep very well most of the winter.

When you use them, take them out of the liquor, pour over them boiling milk, and let them stand an hour: thicken them with flour and butter, and be careful you do not oil them; then beat the yolks of two eggs with a little cream and put it in, but do not let it boil after the eggs are in; lay untoasted sippets round the inside of the dish, and serve them up: they will eat near as good as fresh gathered mushrooms; if they do not taste strong enough, put in a little of the liquor; this is a valuable liquor, and it will give all made dishes a flavour like fresh mushrooms.

To keep Mushrooms another way.

Scrape large flaps, peel them, take the inside out, and then boil them in their own liquor, and a little salt; then lay them on tins, set them in a cool oven, and repeat them till they are dry: put them in clean jars, tie them close down, and they will eat very good.

To dry Artichoke Bottoms.

Pluck your artichokes before they are full grown; boil them till the leaves will come easily out, and then dress and dry them in a cool oven; you must hold them up to the light, and if you can see through them they are dry enough; put them in paper bags and hang them up.

To bottle Damsons.

Take your damsons when they are just turned colour, put them in wide necked bottles, and tie a bladder over them, set the bottles in dry sand, and they will keep till spring.

To bottle Gooseberries.

Pick green walnut gooseberries, fill your bottles, and then fill them up with spring water; put a cork loose in, and set them in a copper of water till they are quite hot through; then take them out, and let them stay till the next day, then cork them, and tie a bladder over the top, and keep them in a dry cool place.

To bottle Cranberries.

Gather your cranberries when they are quite dry, pick them, and bottle them, cork them close, and set them in a dry cool place.

To bottle Green Currants.

Gather your currants when the sun is hot upon them, strip them from the stalks and put them into dry bottles: set them in dry sand, and they will keep till spring. To

To pickle Walnuts.

Gather your walnuts when the sun is upon them, and before the shell is hard, which you may know by running a pin into them: put them into a strong salt and water, for nine days, and stir them twice a day, and change the salt and water every three days; then put them into a hair sieve, and let them stand in the air till they turn black; then put them into strong stone jars and pour boiling allegar over them; cover them up, and let them stand till cold; then boil the allegar three times more and let it stand till it is cold betwixt each time; then take as much fresh alegar as will cover them, boil it up with pepper, cloves, and ginger, a little bag of mustard seed, and a head of garlick: pour it over your walnuts, and let them stand till cold: then tie them over with a bladder, and in two months they will be ready for use.

To pickle Samphire.

Wash your samphire in sour, beer and put it in a large brass pan; dissolve in four beer a little bay salt and twice the quantity of common salt; put it to your samphire, and fill up your pan with four beer; cover your pan very close, and set it over a slow fire till it is a fine green: then put it in a hair sieve to drain; put it in jars, and boil white wine vinegar, with ginger, pepper-corns, and a few cloves; pour it hot upon your samphire, and when cold tie it close down.

To pickle Mangoe.

Take the largest cucumbers you can get; chuse them a fine green, and heavy, (as those have the less seeds in) cut a piece out of the side, and take out the inside very carefully with an apple scope, and put them into a large pot with strong salt and water; keep stirring them twice a day till they are yellow; then take some fresh salt and water and scald them twice or thrice a day, till they are a good green; take a little allegar and give them a scald, and whilst they are scalding prepare the seasoning; take a pound of brown mustard seed, a pound of shallots, two ounces of beaten ginger, a little horse-radish cut fine, half an ounce of cloves, half an ounce of mace, two ounces of pepper corns, and a head of garlick; fill up your cucumbers and sew in the pieces belonging to each; tie them with holland twine and then put them in your jars. Take as much strong beer allegar as will cover them, and put in part of your ginger and pepper; boil it and if any of your seasoning is left, put it in a bag, and boil it with your allegar; pour it hot upon your mangoes, and when cold tie them close up.

To pickle Beet Roots.

Take red beet roots, and boil them till they are tender; then take the skins off, cut them in slices, and gimp them in the shape of leaves, or what form you please, and put them into a jar; then take as much vinegar as will cover them

them and boil it with a little mace, a race of ginger sliced, and a few slices of horse-radish; pour it hot upon your roots, and tie them down: They are a very pretty garnish for made dishes;

To pickle Elder Buds.

Get your elder buds when they are the size of hop buds, and put them into strong salt and water for nine days; stir them two or three times a day; then put them into a brass pan; cover them with vine leaves, and pour the water on which they came out of; set them over a slow fire, till they are quite green; then make a pickle for them, of allegar a little mace, a few shalots, and some ginger sliced; boil them a few minutes, and pour it upon your buds; tie them down, and keep them in a dry place for use.

To pickle Barberries.

Get your barberries before they are full ripe; pick out the leaves and the dead stalks; then put them into jars, with a large quantity of salt and water, and tie them down with a bladder.

N. B. When you see your barberries scum over, put them into fresh salt and water; they need no vinegar, their own sharpness is sufficient to keep them.

To pickle Cucumbers in slices.

Get your cucumbers large before the seeds are ripe, slice them a quarter of an inch thick; then lay them on a hair sieve, and betwixt every
lay

lay put a shalot or two; throw on a little salt, and let them stand four or five hours to drain; then put them into a stone jar; take as much strong allegar as will cover them, boil it five minutes, with a blade or two of mace, a few white pepper-corns, a little ginger sliced, and some horse-radish scraped; then pour it boiling hot upon your cucumbers, and let them stand till they are cold; do so two or three times more; let it grow cold betwixt every time, then tie them down with a bladder for use.

To pickle Cucumbers.

Take the smallest cucumbers you can get, and as free from spots as possible; put them into a strong salt and water till they are quite yellow, and stir them twice every day at least, to prevent them being soft; take some fresh salt and water, boil it, and pour it over your cucumbers, and let it stand till cold; then boil your salt and water again, and pour it over them, and keep doing so till they are a fine green; then put them into a hair sieve to drain; make a pickle for them, of some good allegar a little mace, and a few cloves, one ounce of ginger, cut in slices, the same of black pepper, and a little horse-radish, boil it, and pour it hot upon your pickles; when cold tie them down with a bladder, and keep them for use.

To pickle Kidney Beans.

Get your beans when they are young and small; put them into a strong salt and water for a few days, and stir them twice or three times

times every day; then put them into a brass pan, with vine leaves both under and over them; pour on them the water they came out of; cover them close, and set them over a slow fire till they are a fine green; put them into a hair sieve to drain, and make a pickle for them of good allégar: boil it five or six minutes, with a little mace, Jamaica pepper, long pepper, and a race or two of ginger sliced: then pour it hot upon the beans, and tie them down with a bladder.

To pickle Onions.

Peel the smallest onions you you can get, and put them into salt and water for two or three days, changing the water every day; put them in jars, and pour boiling salt and water over them, two or three times: have some good vinegar, boil it with ginger, white pepper and mace; when the vinegar is cold; pour it upon the onions; if you like the taste of bay leaves, put a few into every jar, and a spoonful of oil when you make it up; tie bladders over them If you wish to have them very white, you must have double distilled vinegar.

To make Indian Pickle.

Take a few white cabbages, cut them in slices; half a dozen cauliflowers, cut them in pieces; a few codlin apples, kidney beans, radish pods, a few nasturtiums, some small cucumbers, shalots or onions green, plumbs if you have them; put them into a large earthen pot, with a quantity of salt, between every layer

layer, cover them well with salt, and let it stand a day or two till it is quite sodden; take it out and put it in hair sieves for three days, to dry before the fire, or in the sun; put it into a large stone jar, and between every layer, put in a handful of mustard seed: take as much strong allegar as will cover it well, boil it with two ounces of black pepper, one of long pepper, two ounces of ginger, either cut or beat half an ounce of cloves, a spoonful of cayenne, and one ounce of turmerick; pour it hot upon your pickle, and the next day boil it again, adding more allegar to it, and a few heads of garlick; tie it close down, and keep it well covered with allegar.—You may put to it any thing that comes in season, only salt it in the same manner as before.

To pickle Mushrooms white.

Take small buttons fresh gathered; take a piece of flannel, and wet one part of it in milk and water, and rub them till they are white, and put them into milk and water as you do them; unil you have done them all; then take some fresh milk and water, and set it over the fire; put the mushrooms in, and let them steam a little over the fire, take them out carefully into sieves, and then spread them whilst hot upon flannels, and cover them close up to keep in the steam, until the pickle is ready; take as much double distilled vinegar as will cover them well, boil it with a little mace, white pepper corns, and white ginger; put your mushrooms into pint bottles, with wide necks
and

and fill up your bottles with the pickle ; when quite cold, put a spoonful of sweet oil into every bottle ; cork your bottles and tie a bladder over them.

They will look the best in clear flint bottles.

To pickle Mushrooms brown.

Take buttons, and rub them with a flannel dipt in salt and water ; put them into a clean pot, and sprinkle a little salt over every layer ; when you have got a quantity, set them over the fire, and scald them in their own liquor ; take off all the scum, let them stand till the next day, and scald them again ; skim it well, and then put in allegar according to the quantity ; a little more pepper, and ginger ; put them into jars and tie them close down, and they are ready for present use. They are very nice in beef steaks, mutton chops, &c.

To make Mushroom Powder.

Take fresh mushrooms, such as you would like for stewing, or larger ; peel off the out skins ; then take a knife and scrape the red out of the inside : spread them separately on dishes or on tins and set them before the kitchen fire to dry ; then put them into a slow oven to be thoroughly dried, but not to brown them : when quite dry, pound them in a marble mortar ; when well pounded, put in a little mace pounded, and half a spoonful of cayenne, mix it with your powder, and put it in small bottles, and cork them up close.

It will keep several years.

P.

To

To pickle Nasturtium Buds.

Gather your buds before they are too old; put them into salt and water till they are yellow, changing the water two or three times; then scald them with fresh salt and water till they are green; then make a pickle for them, of some good allegar, ginger, pepper, and cloves; boil it, and pour it over your buds; then tie them up and keep them for use.

You may do radish pods in the same way.

To pickle Cauliflours white.

Take two or three white cauliflours, the firmest you can get; cut them in sprigs, as you would wish to send them to table; give them a gentle boil, but not too long; take them off the fire, and spread them upon cloths; sprinkle some salt over, and then cover them to keep in the steam; take some double distilled vinegar, boil it with a little mace, white pepper, and a little ginger; put your cauliflours into jars, and pour your vinegar over when cold. Tie them close up with a bladder.

To pickle Cauliflours another way.

Take your cauliflours as before, cut them in pieces and sprinkle some salt over them; take a little hot vinegar and scald them; bruise a little cochineal and dissolve it in allegar; take as much allegar as you think will cover them, boil it with pepper, cloves, and ginger; put your cauliflours in jars, and pour your allegar hot upon them; put into each jar a head of garlick: when cold tie a bladder over it.

To pickle Codlins.

Get your codlins when they are the size of a large French walnut; put a good deal of vine leaves in the bottom of a brass pan, then put in your codlins, cover them very well with vine leaves, and set them over a slow fire till you can peel off the skins; take them carefully up in an hair sieve, peel them with a pen-knife, and put them into the same pan again, with the vine leaves as before; cover them close, and set them over a slow fire till they are a fine green; drain them through a hair sieve, and when they are cold put them into vinegar, with a little ginger and pepper, and a few bay-leaves. Tie them up close with a bladder.

To pickle Red Cabbage.

Take a red cabbage, cut it in very thin slices, put it into an earthen pot, and sprinkle a quantity of salt over it; let it stand a day and night; then take three gills of allegar, rince your cabbage with it, and squeeze it into your jars; boil some fresh allegar, with a little pepper and ginger; when cold, pour it upon your cabbages. Tie it close up.

Non Imperial.

Take one gallon of water, boil in it one ounce of cream of tartar very well, pour it hot upon the peel of one large lemon; stir into it sugar to your taste, when it is quite cold bottle it. If you would have it beautifully fine, filter it through a sieve or cloth, if you add a sprig of balm it will give it a pleasant flavour.

To make Ham Rolls

Take a rasp and cut thin slices of bread and butter off, as for tea: cut some very thin slices of ham, and lay one upon a slice of bread and butter, and roll it up, and so on till you have sufficient: lay them by two one way, and two another, till you have filled your dish; put some curled parsley upon your dish, and some snail horns of butter round the edge. It is a pretty dish for supper.

To make Butter Scotch.

Take half a pound of treacle, melt in your pan two ounces of butter, then put in a pound of coarse raw sugar, boil all together over a clear fire; when you think it is enough, take a little out and drop it upon a plate, if it hardens it is enough, grease a tin and pour it out on your tin, cut it out in pieces, before it is too hard.

To make Boiled Treacle.

Take a pound and a half of treacle; two ounces of butter, boil it over a clear fire, till it is enough; which you may know by dropping a little in cold water; grate the rind of a lemon and put in, pour it out into a dripping-tin well greased, cut it out when it is hard.

To make a Tharf Cake.

Take a quarter of a stone of treacle, a pound of lard or butter, melt your lard and treacle together; take three pounds of oatmeal, a quarter

ter of a pound of carraway seeds, half a pound of raw sugar, and a little lemon peel cut fine, a tea-cup full of brandy; mix it up with your treacle and butter, make it up into cakes, lay them upon tins, and bake them, but not too hard.

To roast Eels, or Lampreys, with a pudding in the belly.

Skin your eels or lampreys, cut off the heads, take the gut out, and scrape the blood clean from the bone: then make a good forcedmeat of oysters or shrimps chopped small, the crumbs of half a penny loaf, a little nutmeg, and lemon peel shred fine, pepper, salt and the yolks of two eggs; put them in the belly of your fish, sew it up, and turn it round on your dish; put over it flour and butter, pour a little water in your dish, and bake them in a moderate oven: when it comes out, take the gravy from under it, and skim off the fat; then strain it through a hair sieve; add to it a spoonful of lemon pickle, two of browning, a meat spoonful of walnut catchup, a glass of white wine, one anchovy, and a slice of lemon; let it boil ten minutes, thicken it with butter and flour, and send it up in a sauce boat; dish your fish; garnish it with lemon and crisp parsley.

This is a pretty dish for either corner or side for a dinner.

To stew Flounders, Plaice, or Soles.

Half fry your fish in three ounces of butter a fine brown; then take up your fish, and put
to

to your butter a quart of water, and boil it slowly a quarter of an hour with two anchovies; put in your fish and stew them gently twenty minutes; then take your fish out, and thicken your sauce with butter and flour, give it a gentle boil, and put it through a hair sieve. Then you must have oysters, cockles or shrimps, a little catchup, a spoonful of lemon pickle to mend your sauce; pour it hot upon your fish. Garnish with lemon and horse radish.

To bake Sprats.

Rub your sprats with salt and pepper, and to every two pints of vinegar put one pint of red wine; dissolve a penny worth of cochineal; lay your sprats in a deep earthen dish, pour in as much red wine, vinegar, and cochineal as will cover them; tie a paper over them, and set them in an oven all night.—They will eat well, and keep for some time.

A good Receipt to pot Lobsters.

Take ten good lobsters, and when cold pick all the meat out of the tails and claws, (be careful to take out all the black gut, and the tails which must not be used) beat fine, a quarter of an ounce of mace, half a nutmeg, and two or three cloves, with pepper and salt to season the meat; lay a layer of butter into a deep earthen pot, then put in the lobsters and lay the rest of the butter over them, (this quantity of lobsters will take at least two pounds of butter to bake them in) tie a paper over the pot, and set them in an oven, when they are
baked

baked tender, take them out, and lay them in a dish to drain a little; then put them close down in your potting pots, but do not break them in small pieces but lay them as whole as you can, only splitting the tails: when you have filled you pots as full as you choose, take a spoonful of the red butter they were baked in, pour it on the top, and set it before the fire, to let it melt in, then cool it, and melt a little clarified butter and cover them.

To broil Mutton Steaks.

Cut your steaks half an inch thick, when your gridiron is hot, rub it with fresh suet; lay on your steaks, keep turning them as quick as possible; if you do not take care the fat that drips from the steaks will smoke them; when they are enough, put them into a hot dish; rub them well with butter, slice a shallot very thin into a spoonful of water, pour it on them with a spoonful of mushroom catchup and salt; serve them up hot.

To broil Pork Steaks.

Observe the same as for the mutton steaks, only pork requires more broiling; when they are enough, put them in a little gravy: a little sage rubbed very fine, strewed over them gives them a fine taste.

To make Handillets.

Take half a pound of a leg of veal, about as much ham, either boiled, or raw; cut small the yolk of a hard boiled egg, two anchovies, cut
them

them all very small, the seasoning, mace, pepper, and salt, a raw egg; make rolls the size of veal olives,; then take the caul of veal to lap the rolls in, make four and skewer them; rub the rolls with raw eggs, bread crumbs, and suet; set it in a quick oven for half an hour to roast; dish them up with clear good gravy, with either oysters or pickled mushrooms, and send them to table.

To Disguise a Leg of Veal.

Lard the lap side of a leg of veal in rows, with bacon, and stuff it well with forced meat; then put it into a large saucepan, with as much water as will cover it; put on a close lid to keep in the steam; stew it gently till quite tender, then take it up, and boil down the gravy in a pan to a quart; skim off the fat, and add half a lemon, a spoonful of mushroom catchup, a little lemon pickle, and the crumb of half a penny loaf grated exceeding fine: boil it in your gravy, till it looks thick, then add half a pint of oysters; then take half a pint of cream, the yolks of two eggs, beat with the cream, and a little flour, shake it over the fire, but do not let it boil. Garnish with fried oysters and slices of lemon. It is fit for a top dish on a large table.

To stuff a Chine of Pork.

Take a chine that has been hung up. a week or two; boil it half an hour; then take it up, and make holes in it all over the lean part, one inch from another; stuff them between the joints with shred parsley; rub it all over with
the

the yolks of eggs; firew over it bread crumbs; baste it, and let it in a dutch oven; when it is enough, lay round it boiled brocoli, and stewed spinage: garnish with parsley.

To make a Floating Island.

Grate the yellow rind of a large lemon into a quart of cream; put in a large glass of Madeira wine, and make it pretty sweet with loaf sugar; mill it with a chocolate mill to a strong froth; take it off as it rises, and lay it upon a sieve to drain all night: then take a deep glass dish and lay in your froth, and roll in a sprig of myrtle in it to imitate snow; stick it in a naples biscuit; then lay all over your froth currant jelly, cut in very thin slices: pour over it very fine strong calf's foot jelly; when it grows thick, lay it all over till it looks like a glass, and your dish is full to the brim; let it stand till it is quite cold and stiff, then lay rock candied sweetmeats upon the top of your jelly, and sheep and swans to pick at the myrtle; stick green sprigs in two or three places upon the top of your jelly, amongst your shapes: it looks very pretty in the middle of your table for supper.—You must not put the shapes on your jelly till you are going to send it to the table.

To make a Rocky Island.

Make a little stiff flummery, and put it into five fish moulds, wet them before you put it in; when it is stiff turn it out and gild them with gold leaf; then take a deep china dish, fill nearly full of calf's foot jelly, and let it stand

Q.

till

till it is set, then lay on your fishes and a few slices of red currant jelly cut very thin round them; then rasp a small French roll, and rub it over with the white of an egg, and strew all over it silver bran and glitter mixed together; stick a sprig of myrtle in it, and put it into the middle of your dish; beat the white of an egg up to a very high froth, then hang it on your sprig of myrtle like snow, and fill your dish to the brim with clear jelly: when you send it to table, you must put lambs and ducks upon your jelly with either green leaves or moss under them, and their heads towards the myrtle.

To spin a Silver Web for covering Sweetmeats.

Take a quarter of a pound of treble refined sugar in one lump, and set it before a moderate fire, on the middle of a silver salver, or pewter plate; set it aslant, and when it begins to run clear like water to the edge of the plate or salver, have ready a tin cover or a china bowl, set it on a stool with the mouth downwards close to your sugar, that it may not cool by carrying too far; then with a very clean knife take up as much syrup as the point of the knife will hold, and a fine thread will come from the point, which you must draw as quick as possible backwards and forwards, and also around the mould as long as it will spin out, with the knife; be very careful you do not drop the syrup upon the web, if you do it will spoil it; then dip your knife into the syrup again, and take up more, and so keep spinning till your
sugar

sugar is done or your web is thick enough; be sure you do not let the knife touch the lump on the plate that is not melted, it will make it brittle and not spin at all: if your sugar is spent before your web is done; put fresh sugar on a clean plate or salver, and not spin from the same plate again; if you do not want the web to cover the sweetmeats immediately, set it in a deep pewter dish, and cover it with a tin cover, and lay a cloth over it to prevent the air from getting to it, and set it before the fire (it requires to be kept warm or it will fall) when your dinner or supper is dished, have ready a plate or dish the size of your web, filled with different coloured sweetmeats, and set your web over it.

It is pretty for a middle, where the dishes are few or a corner where the number is large.

To spin a Gold Web for covering Sweetmeats.

Beat four ounces of treble refined sugar in a marble mortar, and sift it through a hair sieve: then put it in a silver or brass ladle, but silver makes the colour better; set it over a chafing dish of charcoal, that is burnt clear, and set it on a table, and turn a tin cover or china bowl upside down upon the table; when your sugar is melted, it will be of a gold colour; take your ladle off the fire, and then begin to spin it with a knife, the same way as the silver web when the sugar begins to cool and set, put it over the fire to warm and spin it as before, but do not warm it too often, it will turn the sugar a bad colour; if you have not enough sugar;

clean the ladle before you put in more, and spin it till your web is thick enough, then take it off, and set it over the sweetmeats, as you did the silver web.

To preserve Green Codlins that will keep all the Year.

Take codlins about the size of a walnut, with the stalks and a leaf or two on; put a handful of vine leaves into a brass pan of spring water, then a layer of codlins, then of vine leaves,; do so till the pan is full; cover it close, that no steam can get out and set it on a slow fire; when they are soft, take off the skins with a penknife, then put them in the same water with the vine leaves; it must be quite cold, or it will be apt to crack them; put in a little roach allum, and set them over a slow fire till they are green, which will be in three or four hours; then take them out and lay them on a sieve to drain.—Make a good syrup, and give them a gentle boil once a day for three days; then put them in small jars; put brandy papers over them, and keep them for use.

To preserve Sprigs Green.

Gather the sprigs of mustard when it is going to seed; put them in a pan of spring water, with a great many vine leaves under and over them; put to them one ounce of roach allum, set it over a gentle fire; when it is hot, take it off and let it stand till it is quite cold, then cover it very close, and hang it a great height over a slow fire; when they are green,
take

take out the sprigs, and lay them on a sieve to drain; then make a good syrup, boil your sprigs in it once a day for three days, put them in, and keep them in for use. They are very pretty to stick in the middle of a preserved orange, or garnish a set of salvers.

You may preserve green peas when they are just come into pod.

To dress Macaroni with Parmesan Cheese.

Boil four ounces of macaroni till it is quite tender, and lay it on a sieve to dry; then put it in a tossing pan, with about a gill of good cream, and a lump of butter rolled in flour, boil it five minutes; pour it on a plate, lay all over it Parmesan cheese toasted; send it to the table on a water plate for it soon grows cold.

Orange Cream.

Take the juice of four seville oranges, and the out-rind of one, pared exceeding fine; put them into a tossing pan, with one pint of water, and eight ounces of sugar; beat the whites of five eggs; set it over the fire, stir it one way till it grows thick and white; then strain it through a gauze sieve; stir it till it is cold: then beat the yolks of five eggs exceeding well; put them in your tossing pan, with the cream; stir it over a very slow fire till it is ready to boil; put it in a bason to cool, and stir it till it is quite cold, then put it into jelly glasses; send it in upon a salver, with whips and jellies.

To

To make Ox cheek Soup.

First break the bones of an ox cheek, and wash it in many waters: then lay it in warm water, throw in a little salt to fetch out the slime; wash it very well; then take a large stew pan, put two ounces of butter at the bottom of the pan, then lay the flesh side of the cheek down; add to it half a pound of ham cut in slices, and four heads of celery, pull off the leaves, wash the heads clean, and cut them in with, three large onions, two carrots, and one parsnip sliced, a few beets cut small, and three blades of mace; set it over a slow fire half an hour, put to it six quarts of water, and let it stew till it is reduced to two quarts; take the meat out carefully; then strain it through a sieve; then put in the white part of two heads of celery, and browning to make it a fine colour: take two ounces of vermicelli, give it a scald in the soup, and put the top of a French roll in the middle of the tureen, and serve it upon a little toasted bread, cut in slices; if you choose, to pour it on the bread you may.

To make white Pease Soup.

To four or five pounds of beef, and six quarts of water, put in a little salt; when it boils skim it, and put in two carrots, three whole onions, a little thyme, and two heads of celery, with three quarts of old green pease; boil them till the meat is quite tender; then strain it through a hair sieve, and rub the pulp of the pease through the sieve; split the blanched part of three galls lettuces into four quarters, and
cut

cut them about one inch long, with a little mint cut small; then put half a pound of butter into a stew pan, that will hold your soup, and put the lettuce and mint into the butter, with a leek sliced very thin, and a pint of green pease, stew them a quarter of an hour, and keep shaking them about: then put in a little of the soup and stew them an hour longer; then put in your soup, and as much thick cream as will make it white; keep stirring it till it boils; fry a French roll in butter a little crisp, put it in the bottom of a tureen and pour your soup over it.

To dress a Salt Cod.

Steep your salt fish in water, all night, with a glass of vinegar; it will fetch out the salt, and make it eat like fresh fish; the next day boil it; when it is enough cut it into squares upon your dish; then pour egg sauce over it, and a few potatoes made rich and smooth, with butter and cream; send it to table on a water plate, for it will soon grow cold.

To make Rolled Salmon.

Take a side of salmon when split, and the bone taken out, and scalded; strew over the inside pepper and salt, a few chopped oysters, parsley, and crumbs of bread; roll it up tight; and put it into a deep pot, and bake it in a quick oven; have a little fennel sauce to pour over it, and send up a boat of caper sauce. Garnish with lemon.

To dress Carp the best way, and the Sauce.

Kill your carp and save all the blood; scale and clean them very well; have ready some nice rich gravy, made of beef and mutton, seasoned with pepper, and salt, mace and onions, strain it off before you stew your fish in it; boil your carp first, before you stew it in the gravy; be careful you do not boil them too much before you put in the carp; then let it stew on a slow fire a quarter of an hour; thicken the sauce with a good lump of butter rolled in flour: garnish your dish with fried oysters, fried toast cut three corner ways, pieces of lemon, scraped horse-raddish, and the roe of the carp cut in pieces, some fried and the rest boiled; squeeze the juice of a lemon into the sauce just before you send it up; take care to dish it up handsomely and very hot.

To dress a Saddle of Mutton.

Take off the skin and skewer it on again: put a paper over it; when enough, take off the paper and skin, and roast it a cinch on brown; make the dish very hot, and pour a little brown gravy over it: garnish with horse radish, and send it up with a plate of currant jelly, and a little red wine made hot.

To make a Porcupine of the Flat Ribs of Beef.

Bone the flat ribs, and beat it very well with a paste pin; then rub it over with the yolk of an egg; strew it over with bread crumbs, parsley, leeks, sweet marjoram, lemon peel shred fine, nutmeg, pepper and salt; roll it up very
c ofe,

close, and bind it hard; lard it across with bacon, then a row of cold boiled tongue, a third row of pickled cucumbers, a fourth of lemon peel; do it all over in rows as above, till it is larded all round; it will look like red, white green, and yellow dices; then split it, and put it in a deep pot, with a pint of water, lay over it a caul of veal to keep it from scorching; tie it down with strong paper, and send it to the oven; when it comes out, skim off the fat, and strain your gravy into a sauce-pan, add to it two spoonfuls of red wine, the same of browning, one of mushroom catchup, half a lemon, thicken it with a lump of butter rolled in flour; dish up the meat, and pour the gravy on the dish, lay round forced meat balls. Garnish with horse-radish, and serve it up.

To make a Hedge Hog.

Take a french roll, rasp it, and put it in a deep pot or bason, pour on it as much sherry as will cover the roll, sweeten your wine, and keep turning the roll that it may be steeped all over; it should be put in the wine over night or it will not be sufficiently softened; take some sweet almonds cut them in long thin slices; take the roll and lay it on the dish that you intend to send it to table upon, stick it all over with the almonds, then pour over it a good custard, and send it up.

It is a pretty middle dish for supper.

To stew a Round of Beef.

Take a fine round of beef; skewer the fat
R. round

round as far as you can, season it well over with cayenne, nutmeg, mace, cloves, and a little white pepper, and salt, rub your seasoning well in; take a long fillet, bind it very well, and put it in a pot that will just hold it, put a pint of water in the pot, and lay over it a little marrow, tie the pot close up with strong paper, stew it in a night oven very well. Before you send it to table cut a thin slice off the top. Garnish with horse-radish.

To force a Round of Beef.

Take a good round of beef, and rub it over a quarter of an hour, with two ounces of saltpetre, the same of bay salt, half a pound of brown sugar, and a pound of common salt, let it be in it for ten or twelve days, turn it once every day in the brine, then wash it well and make holes in it with a penknife about an inch one from another, and fill one hole with shred parsley, a second with fat pork cut in small pieces, and a third with bread crumbs, beef marrow, a little mace, nutmeg, pepper, and salt, mixed together, then parsley, and so on till you have filled all the holes; then wrap your beef in a cloth, and bind it with a fillet, and boil it four hours; when it is cold, bind it over again, and cut a thin slice off before you send it to table: garnish with parsley and red cabbage.

To boil a Tongue.

If your tongue be a dry one, steep it in water all night, then boil it three hours, if you would have it eat hot, slick it with cloves, rub it
over

over with the yolk of an egg, strew over it bread crumbs, baste it with butter, set it before the fire till it is a light brown; when you dish it up, pour a little brown gravy, or red wine sauce, mixed the same way as for venison; lay slices of currant jelly round it.

To boil a Ham.

Steep your ham all night in water, if it be of a middle size it will take three hours boiling, and a small one two and a half; when you take it up, pull off the skin, and rub it all over with an egg; strew on bread crumbs, baste it with butter, set it before the fire till it is a light brown; if it be to eat hot, garnish with carrots, and serve it up.

To stew Spinage.

Wash your spinage well in several waters. put it in a cullinder; have ready a large pan of boiling water, put in a handful of salt, then put in your spinage and let it boil two minutes, it will take off the earthy taste; then put it into a sieve, and drain it well; put a quarter of a pound of butter into a tossing-pan, and put in your spinage, keep turning and chopping it with a knife untill it be quite dry and green, lay it upon a plate, and press it with another; cut it in the shape of sippets or diamonds; pour round it very rich melted butter; it will eat exceeding mild, and have quite a different taste from that done in the common way.

To boil Artichokes.

If they are young ones, leave about one inch
 R 2 of

of the stalk, put them in a strong salt and water for an hour or two, then put them into a pan of cold water, set them over the fire, but do not cover them up, it will take off their colour; when you dish them up, put rich melted butter in small cups or pots; put them in the dish with your artichokes, and send them up.

To boil Asparagus

Scrape your asparagus, tie them in small bunches, boil them in a large pan of salt and water; before you dish them up toast some slices of white bread, and dip them in the boiling water; lay the asparagus on your toasts, pour on them very good melted butter, and serve them up hot.

To make Orange Jelly.

Take half a pound of hartshorn shavings, and two quarts of spring water; let it boil till it be reduced to a quart; pour it clear off, and let it stand till it is cold; then take half a pint of spring water, the rind of three oranges pared thin, and the juice of six; let them stand all night, strain them through a fine hair sieve; melt the jelly, pour the orange liquor to it and sweeten to your own taste with double refined sugar; put to it a blade or two of mace, four or five cloves, half a small nutmeg, and the rind of a lemon; beat the whites of five eggs to a froth, mix it very well with your jelly, set it over a clear fire, boil it three or four minutes, and run it through a jelly bag several times till it is clear; when you pour it into the bag, take great care you do not shake it.

To preserve Walnuts Green.

Take large French walnuts, when they are a little larger than a good nutmeg, wrap every walnut in vine leaves, and tie it round with a string; then put them into a large quantity of salt and water, and let them lie for three days; then put them in fresh salt and water, and let them lie in that three days longer; take them out, and lay a large quantity of vine leaves in the bottom of the pan, then a layer of walnuts, then vine leaves: do so till your pan is full, but take care the walnuts do not touch each other; fill your pan with hard water, put in a little roach allum, and set it over the fire till the water is very hot, but not to let it boil; take it off, and let them stand in the water till it is quite cold, then set them over the fire again; when they are green take the pan off the fire, and when the water is quite cold take out the walnuts; lay them on a sieve a good distance from each other, have ready a thin syrup boiled and skimmed; when it is pretty cool, put in your walnuts, let them stand all night, the next day give them several scalds, but do not let them boil; keep the preserving pan close covered, and when they look bright, and a pretty colour, have ready made a rich syrup of fine loaf sugar, with a few slices of ginger, and two or three blades of mace; scald your walnuts in it, put them in small jars, with paper dipped in brandy over them; tie them down with bladders and keep them for use.

To candy Angelica.

Take it when young, cut it in lengths, cover

it close, and boil it till it is tender; peel it and put it in again, let it simmer and boil till it is green; then take it up and dry it with a cloth: to every pound of stalks, put a pound of sugar; put your stalks into an earthen pan, beat the sugar and strew over them; let it stand two days, then boil it till it is clear and green, put it in a cullender to drain; beat a pound of sugar to powder, and strew it on your angelica, as before, lay it on plates to dry, and set them in the oven after the pies are drawn.—Three pounds and a half of sugar is enough to four pounds of stalks.

To make an Almond Pudding.

When you make lemon cheese-cakes, save a teacupfull out; take the crumb of a penny loaf and steep it in cream; one ounce of sweet almonds, two eggs, and a little lump sugar to sweeten it. Mix the lemon well with these ingredients, before you put it in the cloth; boil it about one hour. Cut some ribbon dumplings, and place them round it on the dish. This makes a most excellent pudding.

To refine Malt Liquor.

To cure a hog'shead of four ale; take two ounces of isinglass, dissolve it in two quarts of new ale, and set it before the fire; then take two pounds of coarse brown sugar, and boil it in a quart of new wort, a quarter of an hour; then put it in a pail, with two gallons of new ale out of the clear; whisk the above ingredients very well for an hour or more, till it be all of a white froth; beat very well one pound of plaister of Paris, and put it into your cask, with
the

the fermentation, and whisk it very well for half an hour, with a strong hand, until you have brought all the sediment from the bottom of your cask, and it will look white; if your cask be not full fill it up with new ale, and the fermentation will have this good effect: the acid part of the ale will arise to the top immediately, and issue out of the bung-hole, but if the cask be not full, the part that should fly out will continue in and weaken the body of the ale; be sure you do not fail filling up your cask four or five times a day until it has done working, and all the sourness or white muddy part is gone; and when it begins to look like new tunned ale, put in a large handful of spent hops, close it up, and let it stand six weeks; if it be not fine, and cream like bottled ale, let it stay a month longer, and it will drink brisk like bottled ale; this is a very good method, and has been used to ale that has been both white and sour, and never known to fail. If you have malt which you suspect is not good, save out two gallons of wort, and a few hours before you want it, add to it half a pint of barm, and when you have tunned your drink into the barrel, and it has quite done working, make the above fermentation; when you have put it in the barrel whisk it very well for half an hour, and it will set your ale on working afresh, and when the two gallons is done working white over, keep filling up your barrel with it four or five times a day; let it work four or five days; when it has done working close it up: if the malt has got any bad taste, or be in a fluid nature this will take it off.

J. Montgomery, Printer, Sheffield. 1802.

INDEX.

	PAGE.
OX Liver	1
To make Almond Soup	1
Onion Soup	2
Rich Vermicelli Soup	2
Green pease Soup	3
Gravy Soup	3
Transparent Soup	3
Hare Soup	4
Brown Onion Soup	4
Mock Turtle	5
To stew a leg of Mutton	5
To dress a Turtle about thirty pounds weight	6
To stew a Breast of Veal	7
How to make Balls	8
To make a Herico of a Neck of Mutton	8
a Calf's head hash	9
Brain Cakes for a Calf's head	9
To grill a Calf's head	9
To Ragoo a Breast of Veal	10
To make Veal olives	10
To dress Scotch Collops white	11
Scotch Collops brown	11
Forced Sweet-Breads	12
To goofify a shoulder of Lamb	12
To dress Sheeps Rumps and kidneys	13
a leg of Mutton to eat like Venison	13
Oxford John	14
To stew a Rump of beef	14
To make Beef-a-la-mode	14
Beef Olives	15
To stew Ox Palates	15
To roast a Haunch of Venison	16
S	To

To broil Beef steaks the best way	-	16
To make Portable Soup for Travellers		17
Cockle Soup	-	18
To dress Cucumbers with eggs	-	18
To fricassée Mushrooms	-	19
To dress Cod's Head and Shoulders	-	19
Cod's Sounds	-	20
To boil a Turbot	-	20
Sauce for the Turbot	-	20
To stew Carp and Tench	-	21
To dress a Sturgeon	-	21
Pigeon's Compote	-	22
To boil the jowl and shoulder of Salmon		22
Skate or Ray	-	23
To roast Soals	-	23
To broil Haddocks or Whittings	-	23
To pitchcock Eels	-	24
To scollop Oysters	-	24
To make Oyster Loaves	-	24
To pickle Oysters	-	25
To collar Eels	-	25
To pot Lobsters	-	25
To pot Shrimps	-	26
To pot red and black Moor Game	-	26
To roast a Hare	-	27
To boil a Turkey with Oyster Sauce	-	27
To roast a Turkey	-	28
To jug a Hare	-	29
To fricassée Sweet-breads	-	29
To make a Porcupine of a Breast of Veal		29
A good way to dress a mid-calf	-	31
To boil Rabbits with onion sauce	-	31
To roast Rabbits	-	31
To fricassée Rabbits brown	-	32
Do. white	-	32
To roast a Goose	-	32
Wild or Tame Ducks	-	33
a Woodcock	-	33
Partridges	-	33
To		30

To roast a Pheasant	- - -	34
To goofify the Leg or Crop of Pork	- - -	34
To boil the Leg of a Porkling	- - -	34
To make Lemon Pickle	- - -	35
Browning for made dishes	- - -	36
To make Walnut Catchup	- - -	36
Mushroom Catchup	- - -	36
To roast a Beast's heart to eat like Hare	- - -	37
To make red Beef	- - -	37
Bouillie Beef	- - -	37
Boiled Pigeons and Bacon	- - -	38
To make a Queen's pye	- - -	38
a Venifon pasty	- - -	39
To dress a shoulder of Mutton called Hen and Chickens	- - -	40
To Grill a Breast of Mutton	- - -	40
To make a Goose pye	- - -	40
A Thatched house pye	- - -	41
A Bride's pye	- - -	41
To make Minced pies the best way	- - -	42
a good light paste for the pies	- - -	42
a fine paste for puffs and Tarts	- - -	42
A Codlin pye	- - -	43
An Eel pye	- - -	43
A Rook pye	- - -	44
A savory Veal pye	- - -	44
A Lark pye	- - -	44
Raised Veal Patties	- - -	45
To make German Puffs	- - -	45
A Yorkshire Giblet pye	- - -	46
A Pigeon pye	- - -	46
A Partridge pye	- - -	46
A Beef steak pye	- - -	46
A Trout pye	- - -	47
To pot Trout	- - -	47
Egg and Bacon pye to eat cold	- - -	47
A Hunter's pudding	- - -	48
Lemon Pudding	- - -	48
Ground Rice pudding	- - -	48

Calf's-foot Pudding	49
Boiled Rice Pudding	49
Bread pudding	49
Bread pudding another way	49
Bread and Butter pudding	50
Transparent pudding	50
Vermicelli pudding	50
Tapioca pudding	51
Sago pudding	51
Tansy pudding	51
Tansy pudding of Ground Rice	52
Quaking pudding	52
Marrow pudding	52
Dutch Puddings	53
Black cap pudding	53
Plain Rice Pudding	53
To make Black Puddings	53
To roast a Pig	54
To make Sauce for the Pig	55
To dress the Petticoes	55
An Apple or Damson pudding	55
To make a Raspberry pudding	56
Suet puddings	56
-a Sparrow pudding	56
Barin Puddings	57
A Yorkshire pudding to bake under meat	57
To make Goffers	57
Cream Pancakes	58
Tansy Pancakes	58
Apple Fritters	58
Plumb Fritters	58
A boiled Milk Pudding	59
To make a Transparent Pudding	59
Orange Marmacelli	59
Burnt Cream	60
To make a Bride cake	60
Almond Icing	61
Sugar Icing for a Bride Cake	61
An Almond Cake	61
To	

To make a Spunge Cake	- - -	62
Small Spunge Biscuits	- - -	62
To make Macaroons	- - -	63
Ratiffa Cakes	- - -	63
Shrewsbury Cakes	- - -	63
Queen Cakes	- - -	63
Biscuit Cakes	- - -	64
Jumballs	- - -	64
Rice Cake	- - -	65
Common Seed Cake	- - -	65
Buns	- - -	65
Light wigs	- - -	65
Tea Crumpets	- - -	66
Pikelets	- - -	66
French Bread	- - -	66
Plain Fritters	- - -	66
Drop Biscuits	- - -	67
Snow Balls	- - -	67
Snow Cream	- - -	67
Tea Cream	- - -	68
A very good receipt for making Gingerbread		68
To make Calf's Foot Jelly	- - -	69
Hart-horn Jelly	- - -	69
Savory Jelly for cold meat	- - -	69
Flummery or Blomange	- - -	70
Colouring for Flummery	- - -	70
a Fish Pond	- - -	71
a Hen's Nest	- - -	71
Blomange of Isinglafs	- - -	72
Moonshine	- - -	72
Eggs and Bacon in flummery	- - -	73
Solomon's Temple in Flummery	- - -	73
Lemon Cream	- - -	74
Lemon Cheefecakes	- - -	74
Curd Cheefecakes	- - -	75
Curd Cheefecakes another way	- - -	75
Black caps	- - -	76
Green caps	- - -	76
To stew Pears	- - -	76

To make Syllabubs	-	-	77
a Syllabub under the Cow	-	-	77
Red or Black Currant Jelly	-	-	77
Black currant Jam	-	-	78
To preserve Currants for Tarts	-	-	78
To make red Raspberry Jam	-	-	78
To preserve Red currants in bunches	-	-	79
White currants in bunches	-	-	79
Quinces whole or in quarters	-	-	80
Kentish or Golden pippins	-	-	80
Gooseberries in Imitation of Hops	-	-	81
Green Pine apples	-	-	81
Strawberries whole	-	-	83
To make Strawberry Jam	-	-	83
To preserve Apricots	-	-	84
To make Apricot Marmalade	-	-	84
To preserve Red Gooseberries	-	-	84
Morello Cherries	-	-	85
Barberries in bunches	-	-	85
Damsons	-	-	86
Dainsons another way	-	-	86
Magnum Bonum Plumbs	-	-	86
Wine Sours	-	-	87
Peaches	-	-	87
To make Bullace or Sloe Cheefe	-	-	88
To dry Cherries	-	-	88
To make violet cakes	-	-	89
To dry Green Gage Plumbs	-	-	89
To Candy Ginger	-	-	89
To preserve Oranges	-	-	90
To make Clotted Cream	-	-	90
Steeple Cream with Wine Sours	-	-	91
Lemon Cream with peel	-	-	91
To make a Trifle	-	-	91
To make Rice Cheefecakes	-	-	92
To pot Venison	-	-	92
Veal	-	-	93
Marble Veal	-	-	93
Beef	-	-	93

To Collar a Breast of Veal	-	94
a Calf's Head	-	94
To pot all kinds of small Birds	-	95
Pigeons	-	95
a Hare	-	96
To collar a Pig	-	96
To make Mock Brawn	-	96
an Almond Poffet	-	97
Mulled Wine	-	97
Mulled Ale	-	98
Cream of Tartar whey	-	98
Beef Tea	-	98
Chicken Broth	-	99
Groat Gruel	-	99
Sago Gruel	-	99
Raisin Wine	-	99
Cowslip Wine	-	100
Blackberry Wine	-	100
Birch Wine	-	100
Orange Wine	-	101
Red Currant Wine	-	101
Gooseberry Wine	-	102
Balm Wine	-	102
Mulberry Wine	-	102
Syrup of Mulberries	-	103
Elder Wine	-	103
Gooseberry Vinegar	-	103
To keep French Beans	-	104
French Beans another way	-	104
Mushrooms to eat like fresh ones	-	104
Mushrooms another way	-	105
Artichoke Bottoms	-	106
To bottle Damsons	-	106
Gooseberries	-	106
Cranberries	-	106
Green Currants	-	106
To pickle Walnuts	-	107
Sampshire	-	107
Mangoe	-	108
		To

To pickle Beet Roots	-	-	108
Elder Buds	-	-	109
Barberries	-	-	109
Cucumbers in slices	-	-	109
Cucumbers	-	-	110
Kidney Beans	-	-	110
Onions	-	-	110
To make Indian Pickle	-	-	111
To pickle Mushrooms white	-	-	112
Mushrooms brown	-	-	113
To make Mushroom powder	-	-	113
To pickle Nasturtium Buds	-	-	114
Cauliflours white	-	-	114
Cauliflours another way	-	-	114
Codlins	-	-	115
Red Cabbage	-	-	115
To make Non Imperial	-	-	115
Ham Rolls	-	-	116
Butter Scotch	-	-	116
Boiled Treacle	-	-	116
Tharf Cake	-	-	116
To roast Eels or Lampreys with a pudding in the belly	-	-	117
To stew Flounders, Plaice or Soles	-	-	117
To bake Sprats	-	-	118
A good receipt to pot Lobsters	-	-	118
To Broil Mutton Steaks	-	-	119
Pork Steaks	-	-	119
To make Handilets	-	-	119
To disguise a Leg of Veal	-	-	120
To stuff a Chine of Pork	-	-	120
To make a Floating Island	-	-	121
a Rocky Island	-	-	121
To spin a Silver Web for covering sweatmeats	-	-	122
a Gold Web for the same	-	-	123
To preserve Green Codlins that will keep all the year	-	-	124
Sprigs Green, or Green Pease	-	-	124
To dress Macaroni with Parmesan cheese	-	-	125

Orange Cream	-	-	125
Ox Cheek Soup	-	-	126
White Pease Soup	-	-	126
To dress a Salt Cod	-	-	127
To make Rolled Salmon	-	-	127
To dress Carp the best way, and the sauce			128
To dress a Saddle of Mutton	-		128
To make a Porcupine of the flat Ribs of Beef			128
To make a Hedge hog	-		129
To stew a round of Beef	-		129
To force a round of Beef	-	-	130
To boil a Tongue	-	-	130
a Ham	-	-	131
To stew Spinage	-	-	131
To boil Artichokes	-	-	131
Asparagus	-	-	132
To make Orange Jelly	-	-	132
To preserve Walnuts Green	-		133
To candy Angelica	-	-	133
To make an Almond pudding	-	-	134
To refine Malt Liquor	-	-	134

LIST
of the
SUBSCRIBERS' NAMES.



A

ATKIN, Miss

Atkin, Mary
Andrews, Mrs.
Aldham, Sarah
Asline, Mrs. *Manchester*
Aslby, Miss
Alderton, Mr s. *Killemar*
Ashmore, Mrs.
Ardron, Miss

B

Bethell, Mrs. *Rice-Park*, 5 copies
Pooth, Jane
Butler, Miss
Butler, Miss S.
Birks, Miss
Brady, Mary
Batty, Miss, *Rotherham*
Beaton, Miss *do.*
Bagshaw, Miss
Broadhead, Hannah
Binney, Miss
Beardfall, Mrs.
Broomhead, Mrs.
Bramhall, Anne
Beall, Miss
Baker, Samuel, *Birmingham*, 2 copies
Bramwell, Sarah

Bacon, Mrs.
 Blake, Mrs.
 Britain, Mrs. 2 copies
 Bramhall, Miss
 Bates, Miss
 Briggs, Mrs. *Hull*
 Birks, Miss, *Norfolk-street*
 Brooke, Miss, *Attercliffe*
 Brooke, Miss M. *do.*
 Bailey, Mrs.
 Bishop, Miss
 Best, Mr.
 Bevers, Mrs. *Manchester*
 Brantington, Rachael, *Chesterfield*
 Bennet, Mrs.
 Brooke, Margaret
 Britain, Mr. S.
 Broadhead, Dorothy

C

Clarke, Mrs. *Ellingthorpe*
 Carver, Mrs.
 Crowder, Mrs.
 Colley, Mary
 Chadwick, Miss
 Crampem, Miss, *Newar*
 Cooper, Miss
 Creswick, Miss, 2 copies
 Cutler, Miss E.
 Cutler, Miss, *Crich*
 Clay, Mrs.
 Cooper, Elizabeth
 Coldwell, Mrs.
 Cliffe, Mrs. *Birmingham*

Creswick,

Creswick, Mrs.
 Cooper, Sarah, *Chesterfield*
 Cawope, Mary, *do.*
 Champion, Miss
 Crookes, Mrs.
 Cadman, Mrs.
 Calcraft, Mrs. *Newark*

D

Dalton, Miss, *Hull*
 Deakin, Miss, *Attercliffe*
 Dewsnap, Miss
 Downing, Miss
 Deakin, Mrs.
 Dickinson, Miss
 Daniels, Mrs.

E

Eyre, Mrs.
 Eyre, Margaret
 Eyre, Mrs. *London*
 Ellis, Margaret
 Eyre, Mr. Thomas, 2 copies

F

Fox, Mrs.
 Furness, Mrs.
 Froggatt, Mrs. *Workshop-Manor*
 Favell, Mrs.
 Frith, Anne
 Frost, Miss, 2 copies
 Fox, Mrs. *King-street*
 Fentem, Mrs.
 Frith, Miss

Fletcher,

Fletcher, Mrs. *Melby*
 Flintoff, Miss, *Boroughbridge*
 Foster, Mrs, *Hull*
 Froggatt, Martha

G

Gilberfon. Mrs. *Minskip*
 Glossop, Miss
 Glossop, Miss Anne, *Stumperlow*
 Green, Miss
 Green, Miss Jane
 Greaves, B. E.
 Gregory, Miss
 Greaves, — *West-street*
 Glossop, Frances
 Greaves, Charles, 2 copies
 Gillot, Miss
 Graves, Elizabeth
 Greaves, Miss
 Glave, Jane
 Gillot, Mrs.
 Goodwin, Sarah
 Gray, Mrs.

H

Hawkfley, Mrs. *Park-Grange*
 Harmar, Miss
 Hounsfild, Miss
 Hoole, Ann, *Hallam-gate*
 Hoyland, Barbara
 Hoyland, Elizabeth
 Hall, Mrs. *High-street*
 Hall, S.
 Hudson, Miss

Harris,

Harris, Elizabeth
 Hartop, Mrs. *Brightside*
 Holmes, Haberson Eliza, *Rotherham*
 Healy, Elizabeth
 Hides, Miss, 3 copies
 Holy, Miss
 Hobson, Edward, *Birley*
 Hall, Mrs.
 Holy, Mrs. *Sheffield-moor*
 Hodgson, Mrs.
 Holmes, Mrs. John
 Hemingway, Miss Sarah, *Manchester*
 Haslehurst, Mary, *Hackenthorpe*
 Haslehurst, Sarah, *do.*
 Holmes, Mrs.
 Hargrave, Rachael
 Hogg, Mrs. *Boroughbridge*
 Hutton, Mrs. 2 copies
 Hopkinson, James,
 Harrison; Elizabeth,

I

Ireland, Mrs. *Newark,*

J

Jolland, Mrs. *Newark,* 6 copies
 Jessop, Mary
 Jennings, Mrs. *Boroughbridge*
 Jeffcock, Mrs. *Handsworth-Woodhouse*
 Jackson, Mrs.

K

Killner, Mary,
 Knaggs, ———, *Rice-Park,*
 Kirk, Miss,

Kirkby,

Kirkby, Mrs.
 Kay, Ann, *Doncaster*,

L

Leader, Mrs.
 Littlewood, Eliza
 Leetham, Mrs. *Pontefract*,
 Love, Ann
 Lister, Mary, *Gearstones near Settle*,
 Limb, Ann *Brook-house*,
 Longden, Miss
 Law, Mrs. *Bakers Hill*.
 Linley, S.
 Ludlam, Miss,
 Leicester, Jane, 6 copies, *Warrington*
 Lawson, Mrs. *Liverpool*,

M

Middleton, Mary, 6 copies, *Boroughbridge*
 Makin, Miss
 Makin, Miss Mary
 Marsden, Mrs.
 Millner, Mrs.
 Middleton, Mrs. *Cotton-mill*,
 Mallinson, Phebe
 Martin, Eliza
 Moore, Miss
 Mosley, Sarah
 Male, Miss
 Manners, Mrs.
 Marshall, Mrs.
 Mosley, Samuel
 Mosley, Mrs.
 Marshall, —, *Rice-Park*,
 Mason, Ann, *Hackenthorpe*

Millner,

Millner, Miss
 Mappin, Mrs.
 Martim, Miss, *Boroughbridge.*
 Marriott, Mr
 Metcalfe, Thomas, *Leeds*

N

Nowill, Mrs.
 Needham, Miss
 Norris, Mrs.
 Newbould, Miss
 Nicholson, Mrs. William, 2 copies
 Nicholson, Mary
 Nelson, Mrs. *Newark,*

O

Overend, Ruth
 Oddy, Miss, *Darnall,*

P

Parker, Mrs. Adamson
 Proctor, Miss, 2 copies
 Proctor, Mrs. George, *Birmingham,*
 Pearson, Mrs. Thomas
 Potts, Mrs.
 Palfreman, Mrs.
 Parkin, Miss
 Penlington, Miss
 Porter, Mrs.
 Perry, Miss
 Pearson, Mrs. H.
 Peckover, Susanna, *Wisbeach*
 Parkin, Mary
 Parkin, Mrs. John

R

Rimington, Mrs. *Hilbro'*
 Rudiforth, Mrs.

Ronksley, Miss, 2 copies
 Rodgers, Mrs. John
 Reay, Mary, 2 copies
 Rodgers, Mary
 Roberts, Miss, *Crooks-moor*
 Roebuck, Miss
 Robinson, Miss, *Sleadon*
 Robinson, Hannah, *Chesterfield*
 Radcliffe, Miss

S

Stratt, Mrs. *Belper, Derby*
 Storrs, Mary, *Chesterfield*,
 Storrs, Mary Joseph, 2 copies
 Spurr, Mrs. Peter
 Spurr, Miss
 Smith, Mrs. *Far-gate*,
 Snidall, Mrs.
 Sorby, Mrs.
 Smith, Jane
 Schofield, Mrs.
 Staniforth, Mrs.
 Senior, Mrs.
 Smilter, Olivia, 2 copies
 Smith, Mary
 Smith, Sarah
 Smilter, Miss
 Shipley, Elizabeth
 Sorby, Ann, *Attercliffe*
 Sawter, Ann
 Shorthouse, Rebecca, 3 copies
 Sutcliffe, Pascha
 Scruton, Mrs. *Boroughbridge*, 3 copies
 Smith, Mrs. *Burton*, 2 do.
 Slater, Mrs. *Rawcliff*
 Shepherd, Ann

Senior,

Senior, Mary
 Suatt, Miss
 Smith, Miss
 Smith, Sarah, *Lee-croft*
 Spencer, Ruth
 Simpson, ———, *Hull*
 Smith, E. *Carver-street*
 Smith, Elizabeth, *West-street*
 Shipley, Ann
 Stansfield, R.
 Singleton, Mrs.
 Swales, Hannah
 Smith, Sarah, *Lead-works*
 Smith, Sarah, *Wicker*, 3 copies
 Stevenson, Elizabeth, *Chesterfield*
 Stead, Miss, *Boroughbridge*
 Sharrow, Mrs.
 Sanders, Sarah
 Swann, Mrs. William

T

Thompson, E. *Hull*
 Thompson, Eliza, *do.*
 Tudor, Miss
 Twigg, Miss
 Tricket, Mrs.
 Trickett, Miss
 Truelove, Miss
 Tricket, Mary, *Far-field*
 Travis, Ann
 Tomlinson, Miss
 Thirnbeck, Sarah
 Taylor, Miss

U

Unwin, Mrs.

V

Vickers, Mrs. *King-street*

W

Wreaks, Mrs. *High-field*

Woollen, Mrs.

Watson, Mrs.

Woolhouse, Mrs.

Woollen, Mrs. *Church-street*

Walker, Miss, 2 copies

Whitham, Mrs. *Attercliffe*

Walton, Mrs.

Wild, Mrs.

Wharton, Miss

Webb, Mr. C. H.

Wickham, Mrs. *Cambridge*

Wilkinson, Mrs.

Walton, Mary

Willey, Miss

Woodhead, Mrs. *High-field*

Wright, Mrs. *Workshop*

Warburton, Miss

Woodhead, Elizabeth, *Chesterfield*

Warris, Mrs. S.

Webster, Mrs. *Boroughbridge*

White, Mary

Woollen, Mrs. *Hay-market*

Warburton, E.

Y

Younge, Mrs. S.

Younge, Miss

Yeomans, Mrs.

Youle, Mrs.

