


RECEIVED
27 NOV 1978
MAGLIVE



CITY OF PIETERMARITZBURG

ANNUAL REPORT
OF THE
MEDICAL OFFICER
OF HEALTH

For the Year Ended
31st December,
1977



22502932020

CITY OF PIETERMARITZBURG

CITY HEALTH DEPARTMENT

REPORT OF THE
MEDICAL OFFICER OF HEALTH
ON THE COMMUNITY HEALTH
AND ENVIRONMENTAL CIRCUMSTANCES
OF THE CITY OF
PIETERMARITZBURG
FOR THE YEAR ENDED
31ST DECEMBER, 1977.

BY

J.P. O'KEEFE M.R.C.S. (Eng.), L.R.C.P.
(Lond.), D.P.H.

MEDICAL OFFICER OF HEALTH

WELCOME LIBRARY
+ Ann Rep
WA28
.H05
P62
1977



With the Compliments of the Medical Officer of Health
Met Komplimente van die Stadsgeneesheer

PUBLIC HEALTH DEPARTMENT
P. O. BOX 89
PIETERMARIITZBURG

STADSGESONDHEIDS DEPARTEMENT
POSBUS 89
PIETERMARIITZBURG

Digitized by the Internet Archive
in 2019 with funding from
Wellcome Library

<https://archive.org/details/b31500912>

CITY OF PIETERMARITZBURGINTRODUCTORY

CITY HEALTH DEPARTMENT,
P.O. BOX 89,
PIETERMARITZBURG. 3200

To:

His Worship the Mayor
and Councillors of the
CITY OF PIETERMARITZBURG.

Mr. Mayor, Ladies and Gentlemen,

I have the honour to submit my Annual Report on the Health of the Community and the Environmental Circumstances of the City of Pietermaritzburg for the calendar year of 1977. The report includes a statistical section in which details are given of the actual work carried out by your Health Department during the year.

An important national event in the sphere of health took place during the year - and this was the passing by Parliament of the new Health Act in May. The new Act will supersede the Public Health Act of 1919 (as amended), which has served this country so well since its inception so many years ago.

On the local scene, the only legislation introduced during the year was an amendment to the By-Law in respect of the Manufacture, Storage and Sale of Foodstuffs. This amendment was to prevent food handlers from smoking whilst engaged in such work. A further amendment tightened up the control in respect of the preparation and sale of unclean offal in the Borough.

Regarding the Vital Statistics for the City, the downward trend in the birth rate noted over the past two years continued into 1977. The decline was mainly evidenced in the European population group, followed by Coloured and Asian. Our African statistics are illusory, as figures obtained from various sources are incomplete and often inadequate. The decline in the birth rate is interesting insofar as it appears to follow closely on the expansion of Family Planning services in all areas of the City over the last five years.

The death rates for the various groups in the City show little change on previous years. The small number of Asian deaths, particularly when compared with the Asian population and birth rate, makes one suspicious of the accuracy of the numbers of deaths actually registered or possibly of the number of births registered to mothers shown as residents of Pietermaritzburg.

The number of cases of acute infectious disease which were admitted to the Infectious Diseases Hospital, Mountain Rise, decreased markedly during the year. In the past, the bulk of such admissions came from rural areas of the Natal Midlands, but following intensive immunisation campaigns over the past 3 years in the rural areas by the staff of the Regional Director of State Health, it seems clear that diseases such as poliomyelitis, diphtheria and whooping cough have been largely controlled or temporarily eliminated.

-2-

On the other hand, the admission of acute cases of Pulmonary Tuberculosis to the hospital continues unabated and bed space is at a premium. Plans were afoot towards the end of the year to Tuberculin test about 4 000 school beginners and school leavers of all races other than European and to follow this up by B.C.G. vaccination of all who are found to be susceptible. This campaign is being organised by the Tuberculosis Research Institute in Pretoria, and will involve several members of our staff when it starts in the first quarter of 1978.

A continuing source of concern is the prevalence of scabies and lice infestation in children of all races. In the latter part of the year, a campaign was launched in Sobantu township to try and contain these infestations and by the end of the year it was evident that some success was being achieved. The Drakensberg Bantu Affairs Administration Board must be thanked for the help and encouragement given in this campaign.

In November, the State Department of Health informed us of its intention to close our Infectious Diseases Hospital at Mountain Rise. As most of the inpatients of the Hospital are African blacks and also as Edendale Hospital has no isolation ward or wards to cope with such cases, it gives me some concern to know where these luckless patients are to be treated in future. By the end of the year, no further action or information was forthcoming.

Restrictions on the employment of new staff continued to hamper the development of the Department, although a new post of Social Worker was created and was filled in December. The incumbent will be engaged on social problems affecting the chronic sick (e.g. Tuberculosis cases) and the financial problems arising from long hospitalisation.

The staff of the Department whether in the field or in the office, worked loyally and conscientiously during the year, and I take this opportunity to express my sincere thanks and appreciation to them.

I would also wish to indicate my appreciation of the co-operation so readily given by the Press and radio in their dealings with this Department. Thanks are also given to other Departments of the Corporation who have always proved to be willing and eager to help in material problems.

Lastly, Mr. Mayor, may I thank you and all Councillors and, in particular, the Chairman and Members of the Public Health Committee for all the helpful advice and assistance given to the Department during the year.

I have the honour to be,
Ladies and Gentlemen,
Your obedient servant,

J.P. O'KEEFE
MEDICAL OFFICER OF HEALTH

Meteorological Records	1
Leading Vital Statistics (inc. Population, Births and Deaths) .	2 - 5
Deaths, Summary of Causes	6
The Environment : Litter, Pollution and Smoke Graphs	7 - 23
Infectious Diseases Hospital and Hospital Admissions	25 - 26
Infectious Disease Notifications	27
Tuberculosis	28
Diseases - Typhoid Fever	29
Diseases - Diphtheria	30
Diseases - Poliomyelitis	31
Smallpox and Vaccination	32
Family Welfare	33 - 34
Family Planning	35
African Influx Control	36
X-Ray Services	37
Ambulance Services	38
Environmental Health, Hygiene and Sanitation	38
Laboratory Work	38 - 39
Water Supplies	39
Milk and Meat Supplies	40
Staff	41 - 44
Geriatrics	45
Housing	46 - 47

APPENDIX

Deaths - Detailed Causes	51 - 52
Deaths - Age Groups	53
Deaths - Seasonal Occurrence	54
Deaths - Circulatory System	55
Deaths - Respiratory Infections	56 - 57
Deaths - Malignant and Other Neoplasms	58
Deaths - Accidents, Poisonings and Violence	59
Deaths - Traffic Accidents, Seasonal Occurrence	60
Deaths - Under One Year (Infant Mortality)	61 - 63
Venereal Disease Clinic - Total Cases	64
Venereal Disease Clinic - New Cases	65
Venereal Disease Clinic - Defaulter Investigations	66
Tuberculosis Out-Patients and Notifications	67 - 68
X-Ray Clinic - Attendances	69
X-Ray Clinic - Follow-up of Suspected Cases	70
X-Ray Clinic - Analysis of Pass Office	71
Female Population - Age Group 15 - 44 years	72
Prosecutions	73
Licence Applications	74
Foodstuffs - Samples and Analyses	75
Foodstuffs - Condemned	76
General Inspections - Details	77
Rodent Control - Details	78
Sanitation - Inspection in Detail	79 - 81
List of Clinics	82 - 85

CLIMATE

Latitude - 29 Degrees, 36 minutes, 4 seconds South

Longitude - 30 Degrees, 22 minutes, 46 seconds East

Altitude - At Churchill Square - 658 624 m (2 160 ft.)

1977	<u>RAINFALL</u> <u>IN mm.</u> (Measurement in inches bracketed)		<u>ATMOSPHERIC TEMPERATURE</u>						<u>RELATIVE</u> <u>HUMIDITY</u>
			Av. Daily Maximum (Fahrenheit temperatures in brackets)		Av. Daily Minimum (Fahrenheit temperatures in brackets)		Av. Daily Mean (Fahrenheit temperatures in brackets)		%
			C	F	C	F	C	F	
January	189.48	(7.46)	27.2	(81.1)	17.1	(63.0)	22.2	(72.0)	75.3
February	50.54	(1.99)	27.0	(80.8)	18.05	(64.5)	22.55	(72.6)	73.7
March	178.30	(7.02)	26.66	(80.0)	15.44	(59.8)	21.05	(69.9)	74.9
April	52.83	(2.08)	24.16	(75.5)	13.05	(55.5)	19.05	(66.5)	78.4
May	22.09	(.87)	17.5	(63.5)	6.55	(43.8)	12.0	(53.6)	80.5
June	Nil	Nil	13.83	(56.9)	3.66	(38.6)	8.28	(47.7)	67.4
July	22.09	(.87)	12.83	(61.1)	5.00	(41.4)	10.66	(51.2)	62.9
August	16.51	(.65)	15.11	(59.2)	4.66	(40.4)	4.88	(49.8)	45.6
September	60.10	(2.37)	19.88	(67.8)	10.38	(50.7)	15.11	(59.2)	62.5
October	87.63	(3.45)	21.05	(69.9)	14.44	(58.0)	17.72	(63.9)	69.1
November	133.85	(5.27)	20.44	(68.8)	13.88	(57.0)	17.16	(62.9)	74.0
December	125.47	(4.94)	26.83	(80.3)	17.0	(62.6)	21.88	(71.4)	71.6
TOTAL RAINFALL	938.98	(36.97)	(1976 : 1552.448 (61.12))						

RATEABLE VALUE

AREA OF MUNICIPALITY: 14 483 2291 Ha.

Value of Rateable Property: R362 988 420

Exempted Property : R134 412 120

MUNICIPAL RATE : General : Land : 3,3c. in Rand
Buildings : 1,05c. in Rand
Water : Rate : 0,1c. in Rand
on Land only.

Total Public Health Expenditure (R475 000), expressed as a percentage of net maintenance expenditure of Borough: 5,5%.
(Financial year August 31st 1976 to July 31st, 1977).
Estimates for 1977/78 are R582 000 and 5,3% respectively.

(1) VITAL STATISTICS

POPULATION:

The following estimations of population in the European, Coloured and Asian groups are based on the 1960 and May 1970 Government Census figures for Pietermaritzburg. The African figures have been kindly supplied by the Drakensberg Bantu Affairs Administration Board and are considered the most reliable available. However, the figures for the African Slangspruit area, at present administered by the Pietermaritzburg Corporation, have been calculated on the basis of earlier information.

	AFRICAN	ASIAN	COLOURED	EUROPEAN	ALL RACES
Male	23 066	23 260	6 096	23 200	75 622
Female	22 719	23 610	6 236	25 210	77 775
TOTAL ('77)	45 785	46 870	12 332	48 410	153 397
TOTAL ('76)	44 495	44 840	11 740	44 840	148 845

TOTAL BIRTHS
(RESIDENTS)

	MALE			FEMALE			TOTAL		
	Legit.	Illeg.	Total	Legit.	Illeg.	Total	Legit.	Illeg.	Total
African	No details available re sex of African births						307	441	748
Asian	683	57	740	631	43	674	1 314	100	1 414
Coloured	111	32	143	104	36	140	225	68	293
European	391	31	422	371	25	396	762	56	818
TOTAL							2 608	665	3 273

	Percentage of Illeg. to All Births	Birth Rate per 1 000 Population
African	58,96	18,8
Asian	7,07	30,17
Coloured	23,21	23,76
European	6,85	16,9
ALL RACES	20,32	22,21

BIRTHS IN BOROUGH TO OUT-OF-BOROUGH PERSONS

	MALE			FEMALE			TOTAL		
	Legit.	Illeg.	Total	Legit.	Illeg.	Total	Legit.	Illeg.	Total
Asian	117	10	127	114	5	119	231	15	246
Coloured	12	8	20	14	7	21	26	15	41
European	200	3	203	203	2	205	403	5	408
TOTAL	329	21	350	331	14	345	660	35	695

This table shows the trend in births, rate per 1 000 population, and the percentage rate of illegitimate to all births over the past eight years, since the 1970 Census. Because of the unreliability of records, Africans have been omitted.

Year	ASIAN				COLOURED				EUROPEAN			
	Population	Births	Rate 1 000	% Ill.	Population	Births	Rate 1 000	% Ill.	Population	Births	Rate 1 000	% Ill.
1970	33 623	1 157	34,41	1,9	8 083	336	41,57	27,9	43 899	901	20,52	2,9
1971	35 860	1 279	35,67	1,6	8 804	328	37,26	20,5	44 760	856	19,12	4,3
1972	37 560	1 303	34,69	2,7	9 312	292	31,36	26,1	45 350	986	21,74	4,4
1973	39 580	1 398	35,32	2,9	9 850	354	35,94	27,3	45 940	831	18,09	4,4
1974	41 040	1 475	35,94	3,0	10 419	310	29,75	21,6	46 550	972	20,88	5,3
1975	42 900	1 415	32,98	3,8	11 022	290	26,31	21,0	47 150	840	17,82	6,8
1976	44 480	1 572	35,06	5,43	11 740	305	25,98	25,9	47 770	812	17,0	5,3
1977	46 870	1 414	30,17	7,07	12 332	293	23,76	23,2	48 410	818	16,9	6,85

D E A T H S

TOTAL DEATHS REGISTERED (RESIDENTS)

	MALE		FEMALE		PERSONS			
	Deaths All Ages	Rate per 1 000 Male Population	Deaths All Ages	Rate per 1 000 Female Population	Deaths All Ages	Rate per 1 000 Population	Deaths under 45 years	Percentage of all Deaths
AFRICAN	151	6,55	91	4,01	242	5,29	158	65,29
ASIAN	113	4,86	68	2,88	181	3,86	54	29,83
COLOURED	35	5,74	25	4,01	60	4,87	17	28,33
EUROPEAN	252	10,86	209	8,29	461	9,52	48	10,41
ALL RACES	551	7,29	393	5,05	944	6,15	277	29,34

N.B. African and therefore "All Race" statistics above are only approximate.

LEADING VITAL STATISTICS

YEAR ENDING 31ST DECEMBER, 1977

(Rates for 1976 in brackets for comparison)

	AFRICAN	ASIAN	COLOURED	EUROPEAN	ALL RACES
<u>POPULATION</u>	45 785	46 870	12 332	48 410	153 397
<u>BIRTHS:</u> Registered Rate per 1 000 Population	748 16,34 (16,11)	1 414 30,17 (35,06)	293 23,76 (25,98)	818 16,9 (17,0)	3 213 21,34 (22,8)
<u>BIRTHS:</u> Illegitimate Percentage of total births	441 58,96 (61,92)	100 7,07 (5,43)	68 23,21 (25,9)	56 6,85 (5,30)	665 20,32 (19,00)
<u>INFANT MORTALITY:</u> Rate per 1 000 births	26 58,96 (71,13)	14 9,90 (12,72)	3 10,24 (22,95)	9 11,0 (8,62)	52 15,89 (24,96)
<u>STILL BIRTHS:</u> Rate per 1 000 births	1 2,27 (4,31)	10 7,07 (8,91)	3 10,24 (13,11)	3 3,67 (17,39)	17 5,19 (7,63)
<u>DEATHS:</u> Crude rate per 1 000 Population (Corrected for outward transfer)	242 5,29 (6,65)	181 3,86 (3,90)	60 4,87 (6,22)	461 9,52 (10,05)	947 6,15 (6,88)
<u>DEATHS:</u> Children 1 - 4 years inc. Rate per 1 000 population	6 0,13 (0,34)	8 0,17 (0,07)	1 0,08 (0,09)	2 0,04 (0,08)	17 0,11 (0,15)
<u>DEATHS:</u> Malignant & Other Neo- plasms (A45 - A61) Rate per 1 000 population	8 0,17 (0,34)	14 0,30 (0,27)	3 0,24 (0,43)	76 1,57 (1,72)	101 0,66 (0,77)
<u>DEATHS:</u> Circulatory System (A80-A88) Rate per 1 000 population	37 0,81 (1,12)	108 2,30 (2,21)	28 2,27 (2,47)	254 5,25 (5,11)	427 2,78 (2,26)
<u>DEATHS:</u> Respiratory System (inc. P.T.B. (A6 & A89 - A96) Rate per 1 000 population	40 0,87 (1,73)	18 0,38 (0,29)	12 0,97 (1,11)	67 1,38 (1,74)	137 0,89 (1,26)

SUMMARY OF CAUSES OF DEATH (RESIDENTS ONLY)

(Classified into groups and expressed as a percentage of all deaths)

	AFRICAN	ASIAN	COLOURED	EUROPEAN	ALL RACES
A6-A10 Tuberculosis	9 : 3,72%	2 : 1,1%	0 : 0	1 : 0,22%	12 : 1,27%
A45-A61 Malignant and other neoplasms excluding lung (A51)	8 : 3,31%	13 : 7,18%	3 : 5,0%	61 : 13,23%	85 : 9,0%
A51 Cancer of Lung (Primary)	0 : 0	1 : 0,55%	0 : 0	15 : 3,25%	16 : 1,69%
A85 Vascular lesions of Central Nervous System	9 : 3,72%	20 : 11,05%	3 : 5,0%	51 : 11,06%	83 : 8,79%
A83 Ischaemic Heart Disease	4 : 1,65%	41 : 22,65%	9 : 15,0%	116 : 25,16%	170 : 18,01%
A80, 81 82, 84 Other heart diseases	23 : 9,50%	44 : 24,31%	16 : 26,67%	70 : 15,18%	153 : 16,21%
A89-A93 Influenza, Pneumonia and Bronchitis	36 : 14,88%	11 : 6,08%	7 : 11,67%	61 : 13,23%	115 : 12,18%
A5 Enteritis and other diarrhoeal diseases	17 : 7,02%	2 : 1,10%	0 : 0	0 : 0	19 : 2,01%
A102 Cirrhosis of Liver	5 : 2,07%	6 : 3,31%	0 : 0	7 : 1,52%	18 : 1,91%
Al26- Al30 Congenital malformations	0 : 0	2 : 1,1%	1 : 1,67%	3 : 0,65%	6 : 0,64%
Al32- Al35 Diseases of early infancy	1 : 0,41%	4 : 2,21%	1 : 1,67%	5 : 1,08%	11 : 1,17%
Al36- Al37 Senility and ill-defined causes	10 : 4,13%	11 : 6,08%	5 : 8,33%	13 : 2,82%	39 : 4,13%
AE138 Motor vehicle accidents	20 : 8,26%	5 : 2,76%	2 : 3,33%	3 : 0,65%	30 : 3,18%
AE147- AE148 Suicide and Homicide	76 : 31,40%	2 : 1,1%	1 : 1,67%	6 : 1,30%	85 : 9,0%
All other accidents	8 : 3,31%	1 : 0,55%	2 : 3,33%	5 : 1,08%	16 : 1,69%
Residue of all deaths	16 : 6,61%	16 : 8,84%	10 : 16,67%	44 : 9,54%	86 : 9,11%

THE ENVIRONMENT

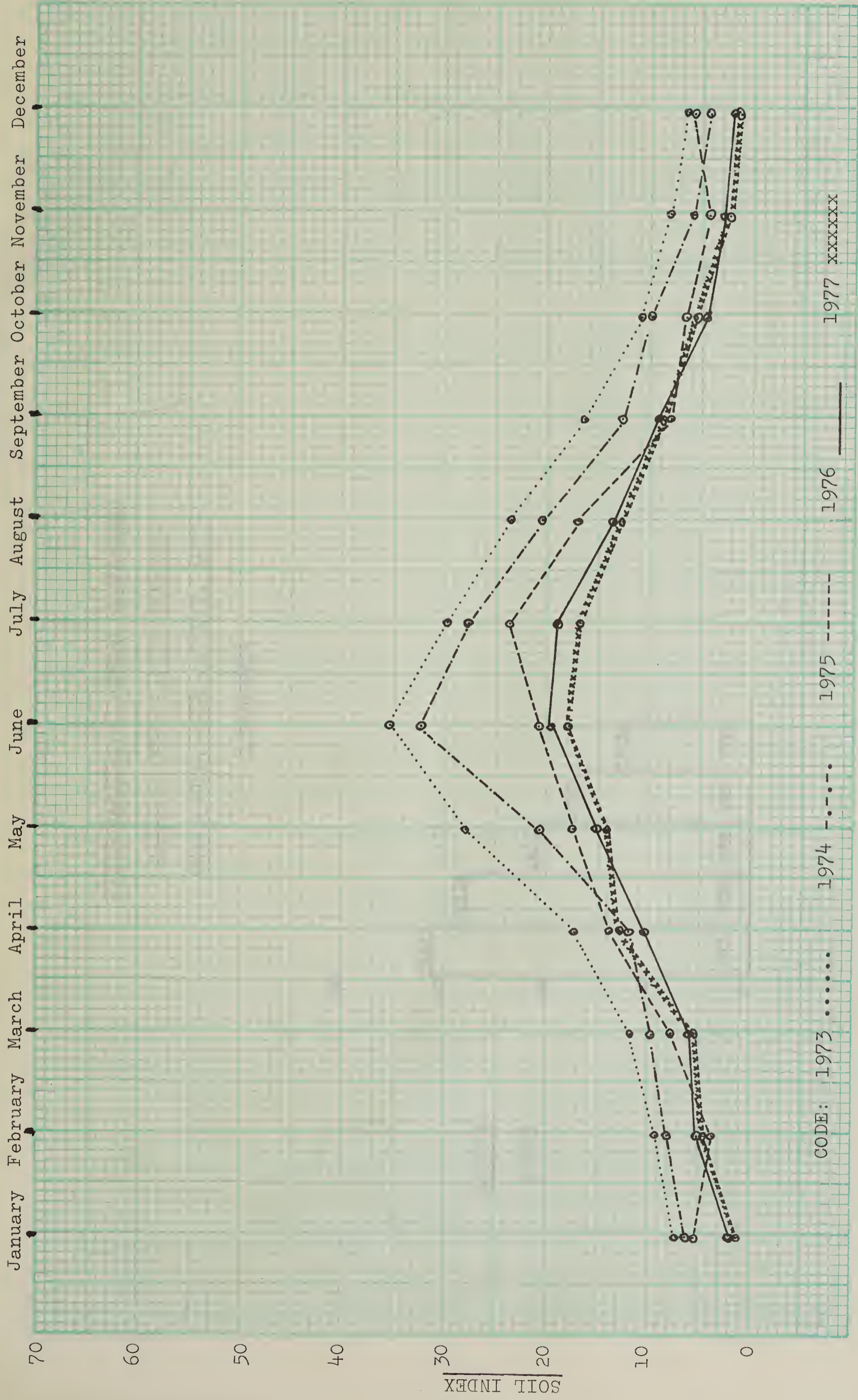
Following on this page, are charts shewing the degree of smoke soiling index in the City for the calendar year of 1977. The first chart, however, gives a comparison of soiling indices over the past 5 years and it will be noted that there has been a steady decline in the intensity of soiling through those 5 years. This is encouraging but our efforts to improve the situation even further must be pursued with greater vigilance in the future. One of the problems of Pietermaritzburg is that it is "polluted" by smoke from grass, scrub and forest fires which occur in the winter months not only within the City boundaries but also by smoke which drifts over the City from grass fires etc. on farms and lands surrounding the bowl in which Pietermaritzburg is established.

The City Police (Traffic Department) are constantly on the look-out for excessive exhaust emissions from all vehicles, and offenders are being prosecuted.

Regarding litter, the campaign to inculcate a "Keep your city clean" mentality continued throughout the year and was directed to all race groups with varying success. Parts of the City remain problem areas and seem resistant to any form of propaganda. It is frequently impossible to trace the worst offenders and so the battle against littering continues.

Water pollution is dealt with by the City Engineer's Department, which liaises closely with us when necessary.

AIR POLLUTION ANNUAL COMPARISON
(YEARS 1973 - 1977)
INDICATING THE REDUCTION OF POLLUTION CONCENTRATIONS OVER THE CITY



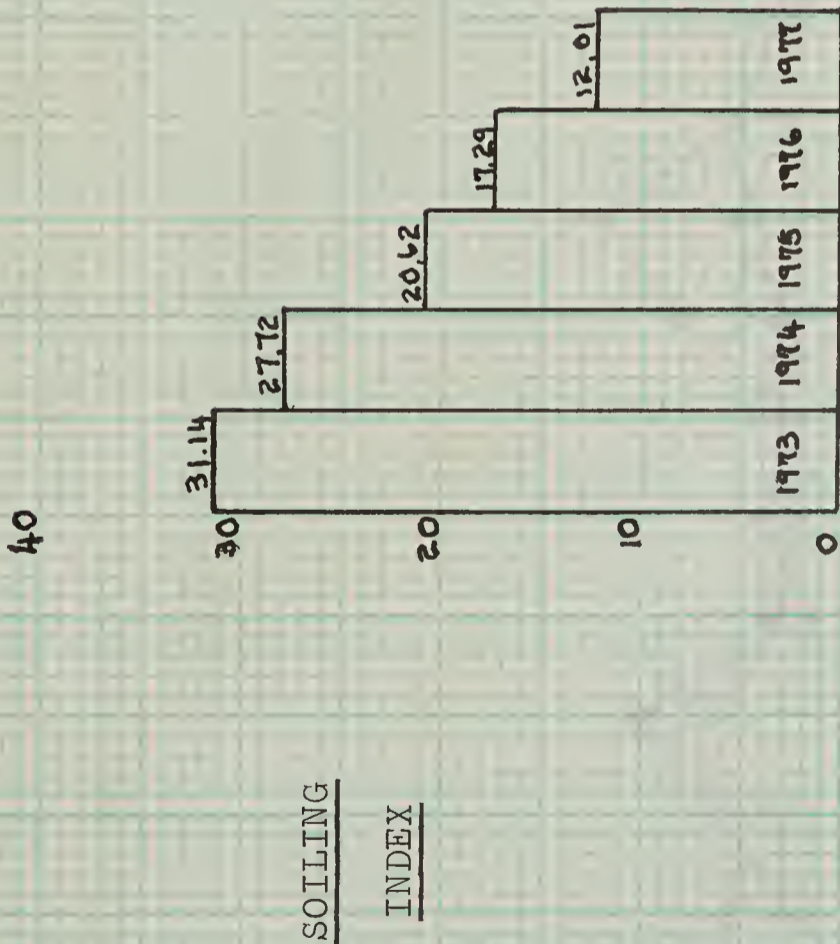
CODE: 1973 1974 -.-.-.- 1975 ----- 1976 _____ 1977 xxxxxxx

PIETERMARTIZBURG ANNUAL COMPARISON

BASED ON MEAN WINTER AVERAGE

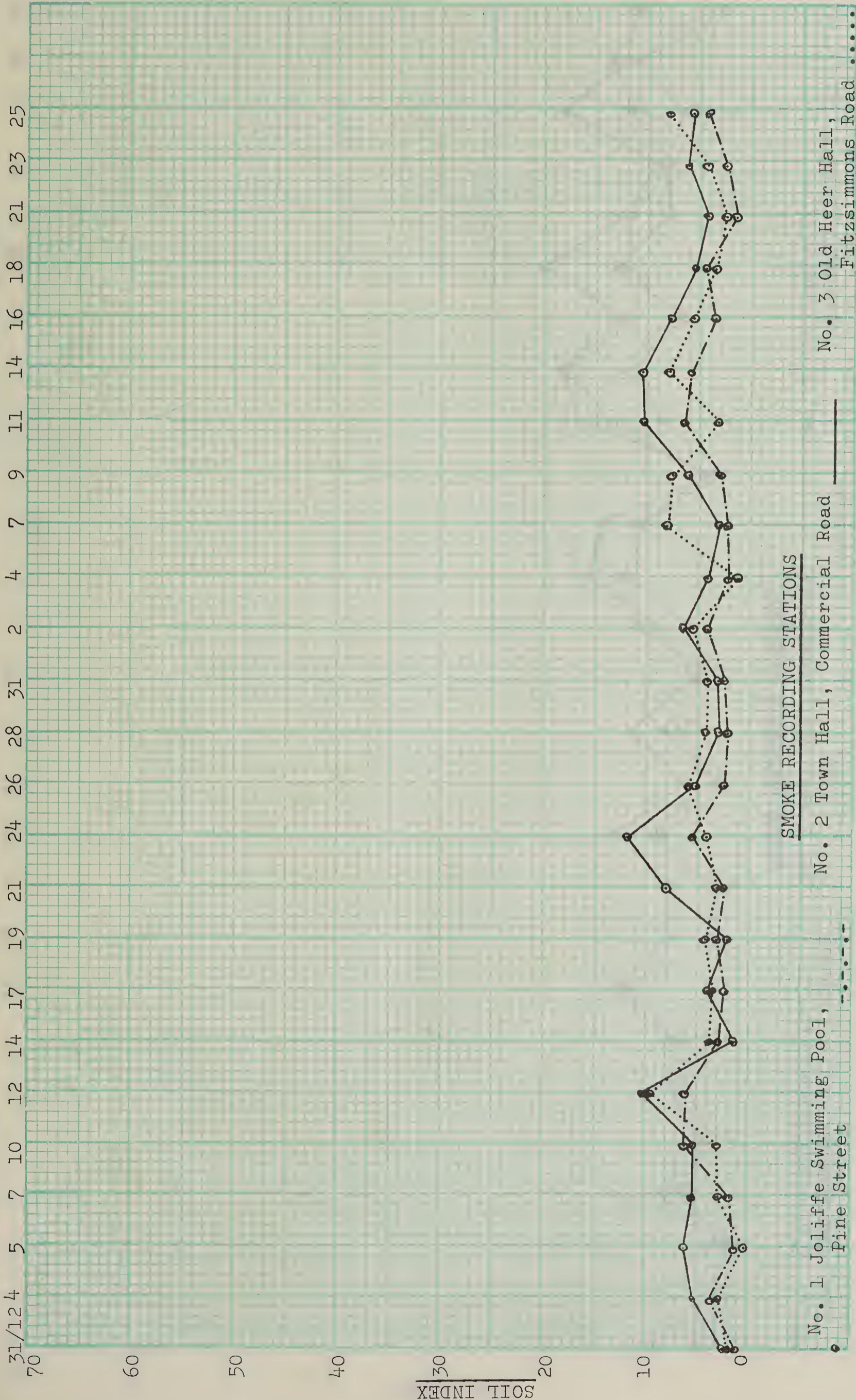
(MAY, JUNE, JULY, AUGUST, 1977)

3 STATIONS



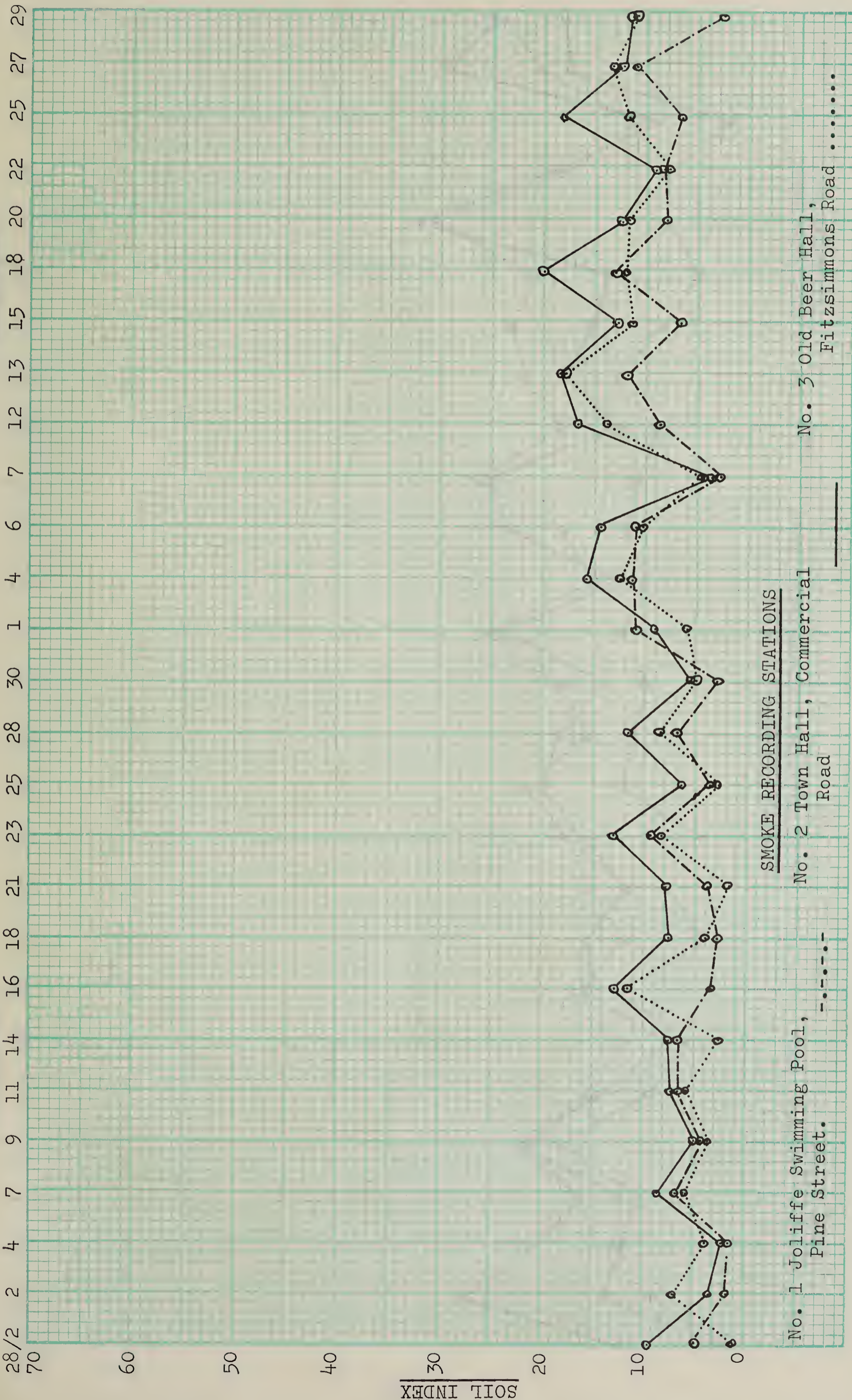
FEBRUARY, 1977

JANUARY, 1977



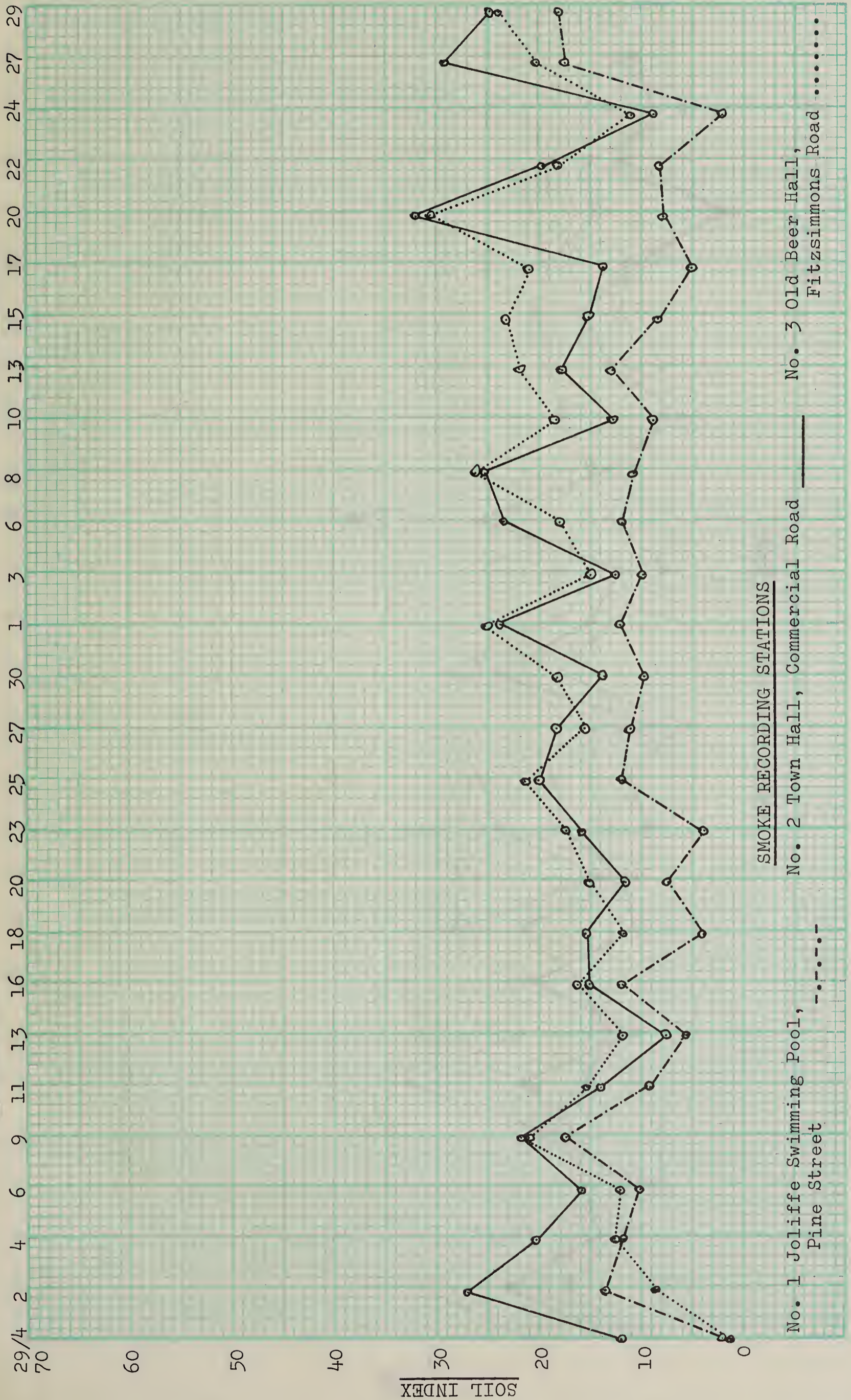
APRIL, 1977

MARCH, 1977



JUNE, 1977

MAY, 1977



SMOKE RECORDING STATIONS

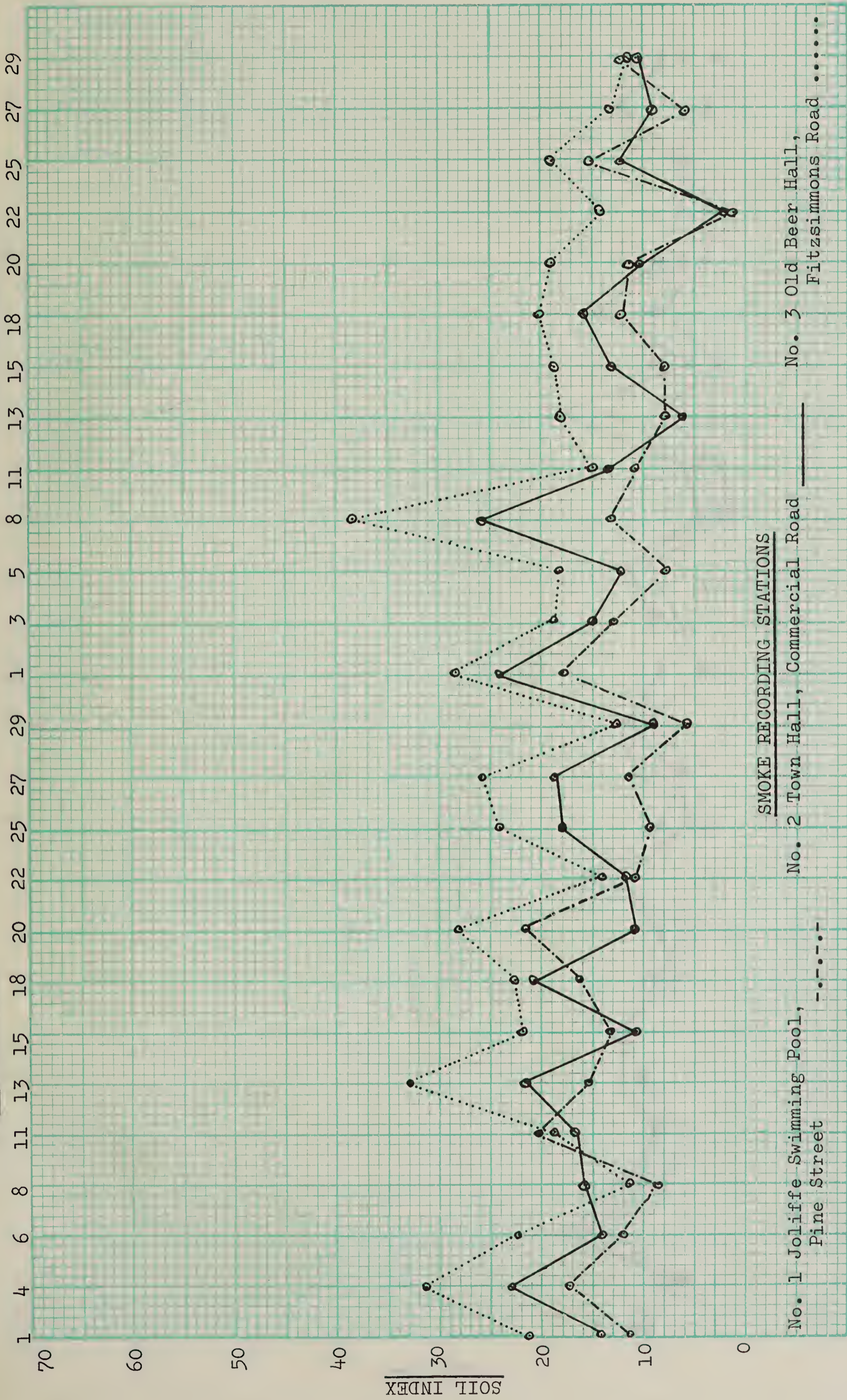
No. 1 Joliffe Swimming Pool, Pine Street

No. 2 Town Hall, Commercial Road

No. 3 Old Beer Hall, Fitzsimmons Road

AUGUST, 1977

JULY, 1977



OCTOBER, 1977

SEPTEMBER, 1977

31/8 2 6 7 9 12 14 16 19 21 23 26 28 30 4 5 7 11 12 14 17 19 21 24 26 28

70

60

50

40

30

20

10

0

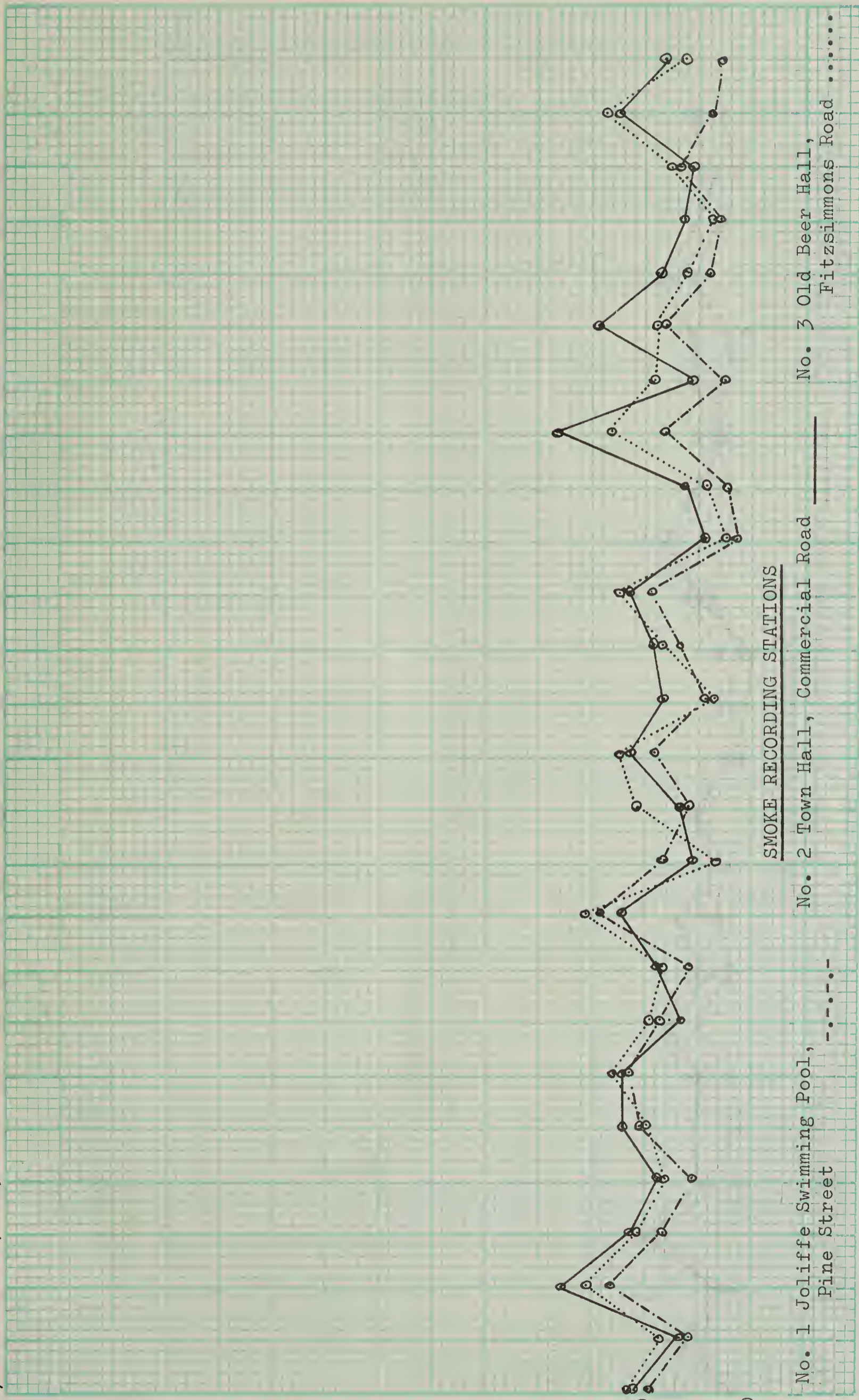
SOIL INDEX

SMOKE RECORDING STATIONS

No. 1 Joliffe Swimming Pool,
Pine Street

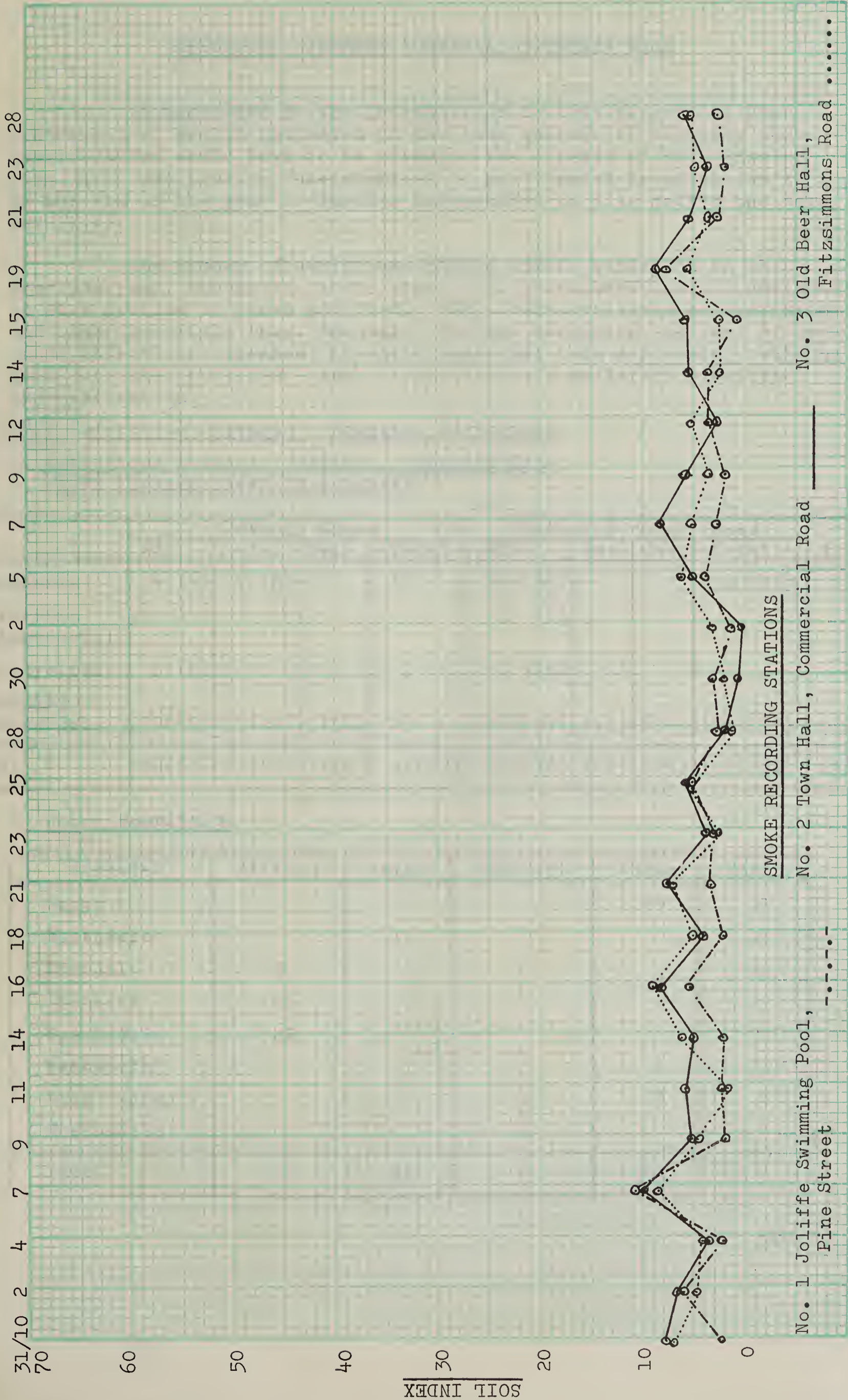
No. 2 Town Hall, Commercial Road

No. 3 Old Beer Hall,
Fitzsimmons Road



DECEMBER, 1977

NOVEMBER, 1977



INFECTIOUS DISEASES HOSPITAL, MOUNTAIN RISE

As mentioned in the introduction to this report, the State Department of Health intimated in the last quarter of the year that consideration would have to be given to the closing of this institution as it was proving "uneconomical to run" (which hospital isn't?). By the end of the year no further information on this matter had been received.

The number of admissions shewed little variation on the previous year, though the acute wing (i.e. non-tuberculosis) continued to shew decline in cases admitted. Were beds available at Provincial and other hospitals (e.g. Edendale) for the reception and care of such acute infectious diseases, it would mean that this acute wing could be used for other purposes - such as tuberculosis sufferers requiring hospitalisation.

1977 Infectious Diseases - Hospital Admissions

A. Infectious Diseases Hospital, Mountain Rise
(1976 Figures shewn in brackets)

	Borough Cases				Out-of-Borough Cases				Total All Cases
	Afr.	As.	Col.	Total	Afr.	As.	Col.	Total	
Diphtheria	4 (3)	7 (0)		11	34 (33)			34 (33)	45 (36)
Meningitis (Meningococcal)					3 (5)				3 (6)
Poliomyelitis	1 (0)			1	1 (24)			1	2 (24)
Pulmonary Tuberculosis	53(49)	15(20)	11(8)	79	106(107)	1(2)	6(4)	113(113)	192(190)
TOTAL	58(53)	22(21)	11(8)	91(82)	144(176)	1(2)	6(4)	151(182)	242(264)

B. Other Hospitals.

Hospital	African	Asian	Coloured	White	Total
Greys				39	39
Northdale		11	4		15
Edendale	30				30
Richmond	25				25
S.A.N.T.A.	22				22
Wentworth		1		1	2
King George V			2	3	5
Montebello			1		1
TOTAL	77	12	7	43	139

INFECTIOUS DISEASES HOSPITAL Continued1977 : Infectious Diseases Hospital : Administrative Statistics.

The following figures relating to the running of the Infectious Diseases Hospital are of interest:

	<u>1977</u>	<u>1976</u>	<u>% Increase or Decrease</u>
Patient Days	20 583	20 153	
Average Daily No. of patients	56,4	55,2	
Average Daily No. of T.B. patients	54,1	50,7	
Average daily No. of I.D. patients	2,3	4,5	
Bed Occupancy Rate	62,6%	61,3%	
Average Duration of Stay (days)	83,3	71,1	17,1%
Cost per patient day	R8,87	R8,18	8,4%
Food cost per patient day	R1,37	R1,35	1,4%
Food cost per Staff Day (Nurses' Home)	R2,40	R2,15	11,6%

Staff

There were no serious staff problems at the hospital during the year and no prolonged vacancies.

A staff liaison works committee was elected by staff members during the year and through this committee many problems were discussed and resolved to everyone's satisfaction, including management.

INFECTIOUS DISEASES : EUROPEAN PERSONS

European persons requiring hospitalisation for infectious disease are admitted to a special ward in Grey's Hospital. The following table summarises the 1977 position:

Grey's Hospital Isolation Ward Admissions : 1977

	In-Borough	Out-of-Borough	Total
Typhoid	1 (1)		1 (1)
Tuberculosis - all forms	4 (7)	0 (3)	4 (10)
Diphtheria		0 (1)	0 (1)
Poliomyelitis		1 (0)	1 (0)
Erysipelas	0 (2)	3 (0)	3 (2)
Meningococcal Meningitis	0 (2)	0 (1)	0 (3)
Other Meningitis	9 (14)	10 (2)	19 (16)
Viral Hepatitis	16 (21)	7 (12)	23 (33)
Encephalitis	11 (22)	3 ((6)	14 (28)
Malaria	1 (2)	2 (0)	3 (2)
Brucellosis	0 (1)		0 (1)
TOTAL	42 (72)	26 (25)	68 (97)

(1976 figures shewn in brackets).

The above statistics have been kindly supplied by the Medical Superintendent, Grey's Hospital.

Northdale Hospital : Notifiable infectious disease admissions to Northdale Hospital totalled 22 Asians and 7 Coloureds. No details of diagnosis were available.

BOROUGH NOTIFICATIONS : 1977

There were no variations in the type and incidence of infectious disease notifications during 1977 that are worthy of comment.

	AFRICAN		ASIAN		COLOURED		EUROPEAN		TOTAL			
	1977		1977		1977		1977		1977	per 1000	1976	per 1000
Pulm. Tuberculosis	156 (120)		46 (52)		20 (20)		15 (7)		237	1,55	199	1,34
Non-Pulmonary T.B.	-		-		-		- (1)		-		1	0,01
Meningitis	-		1 (3)		-		10 (15)		11	0,07	18	0,12
Infec. Hepatitis	6 (4)		6 (17)		-		32 (45)		44	0,29	66	0,44
Diphtheria	3 (3)		1 (-)		- (1)		- (1)		4	0,03	5	0,03
Encephalitis	- (1)		-		-		12 (20)		12	0,08	21	0,42
Typhoid	3 (2)		1 (-)		-		1 (1)		5	0,03	3	0,02
Malaria	-		-		-		1 (3)		1	0,01	3	0,02
Poliomyelitis	1 (-)		-		-		-		1	0,01	-	-
Erysipelas	-		-		1 (-)		-		1	0,01	-	-
Scarlet Fever	- (1)		-		-		- (3)		-	-	4	0,03
Paratyphoid	-		-		-		- (1)		-	-	1	0,01
Brucellosis	-		-		-		- (1)		-	-	1	0,01
Measles	- (1)		- (1)		- (2)		-		-	-	4	0,03
TOTAL	169 (132)		55 (73)		21 (23)		71 (98)		316	2,06	326	2,19

(1976 figures are shown in brackets)

TUBERCULOSIS

Staff: Part-time : Medical Officer.
 Full-time : 4 Community Health Nurses.
 : 2 African (Male) Health Assistants.

Immunisation:

Over 6 700 B.C.G. vaccinations were carried out during the year. This figure excludes those carried out in the maternity wards of our three hospitals on the newborn.

Towards the end of the year arrangements were made with the Tuberculosis Research Institute in Pretoria to carry out a mass Tuberculin-testing survey of school-children in Pietermaritzburg early in the new year.

T.B. Register:

As at 31st December, 1977 there were 2 324 cases of pulmonary tuberculosis shewn on the register - compared with 4 039 cases the previous December. The following table gives the detailed racial groupings of the cases on register at 31st December, 1977:

	African	Asian	Coloured	European	Total
Pulmonary Tuberculosis	1 738	359	162	65	2 324
Non-Pulmonary Tuberculosis	4	10	1	4	19

Home Visiting:

All staff paid particular attention to visiting the homes of T.B. cases, tracing contacts, investigating possible over-crowding, insanitary conditions and general socio-economic circumstances.

Tuberculin Testing (Heaf) and B.C.G. Vaccination

Result	Test before B.C.G.				No. B.C.G. Vaccinations				
	Afr.	As.	Col.	Eur.	Afr.	As.	Col.	Eur.	Total
Positive	236	87	17	226					
Negative	53	48	13	247					
Unchecked	136	50	27	6					
TOTAL	425	183	57	479	1149	3110	840	1149	6 248

Supplementary Rations:

All subsidy from Government for supplementary feeding schemes for T.B. patients ceased in 1977, and regrettably this Department undertook no subsidisation itself.

The Natal Anti-Tuberculosis Association (S.A.N.T.A.) assisted on an average 53 Africans and 2 Coloureds per month on rations etc. This was a great help to those in real need.

TYPHOID FEVER

Five cases of typhoid (3 African, 1 Asian and 1 European) were notified in the Borough during the year. There were no deaths.

All the above cases occurred at different times and places and had no common link.

T.A.B. Immunisations 1977:

	Dairies	Waterworks	Sewage Farm	Others	Total
African	56	181	88	4 571	4 896
Asian	10	8	1	-	19
Coloured	4	6	-	-	10
European	4	44	8	-	56
TOTAL	74	239	97	4 571	4 981

MEASLES

No cases of measles with complications were notified during the year. Measles vaccine continued to be offered at our family health and immunisation clinics throughout the year.

DIPHTHERIA

There were four (4) 'In-Borough' cases of diphtheria notified during the year with no deaths, one case being an Asian and three African contacts were checked and immunised where necessary.

Thirty-four (34) 'Out-of-Borough' cases were treated at our fever hospital and there were no deaths.

Details of immunisations carried out are shewn herewith:

Diphtheria (as D.W.T. or D.T.) Immunisations : 1977 (Borough)

African	:	993.	Boosters	:	149
Asian	:	1 570.	Boosters	:	2 205
Coloured	:	235.	Boosters	:	291
European	:	869.	Boosters	:	1 067
<hr/>					
TOTAL	:	3 667.	(3 856 in 1976)		

The following table shews the relationship of births, Diphtheria immunisations, notified cases and deaths over the last 10 years:

YEAR	AFRICAN				ASIAN				COLOURED				EUROPEAN			
	Births	Immunised	Notifications	Deaths	Births	Immunised	Notifications	Deaths	Births	Immunised	Notifications	Deaths	Births	Immunised	Notifications	Deaths
1968	892	430	3	-	1277	996	10	3	353	188	-	-	992	648	3	-
1969	707	414	2	2	1511	1170	4	-	298	266	3	-	1068	824	1	-
1970	481	522	1	2	1157	1172	-	-	336	310	2	-	901	707	-	-
1971	328	342	-	-	1279	1643	-	-	528	737	3	2	858	932	-	-
1972	521	2154	-	4	1303	1884	-	-	292	342	-	-	986	990	1	-
1973	522	756	-	-	1378	1717	-	-	354	346	-	-	831	865	-	-
1974	903	688	4	-	1475	1522	1	-	310	284	1	-	972	650	1	-
1975	1062	932	3	-	1415	1622	1	-	290	262	1	-	890	797	1	-
1976	717	1005	3	-	1572	1646	-	-	365	367	1	-	812	838	1	-
1977	748	993	3	-	1414	1570	1	-	293	235	-	-	818	869	-	-

POLIOMYELITISImmunisation

Race	AGE GROUPS AND FEEDS														
	Under 1 year			1-4 years			5-9 years			10-19 years			Over 19 Years		
	1st Feed	2nd Feed	3rd Feed	1st Feed	2nd Feed	3rd Feed	1st Feed	2nd Feed	3rd Feed	1st Feed	2nd Feed	3rd Feed	1st Feed	2nd Feed	3rd Feed
Afr.	1312	926	801	297	225	178	63	26	29	1	-	-	-	1	-
As.	1481	1445	1495	53	53	33	30	25	22	-	-	1	-	-	-
Col.	287	296	266	19	2	1	1	1	4	-	-	-	-	-	-
Eur.	896	847	845	44	52	35	18	24	24	4	7	39	19	17	12
TOTAL	3976	3514	3407	413	332	247	112	76	79	5	7	40	19	18	12

The annual incidence of Poliomyelitis in Pietermaritzburg for the last ten years is shewn in the following table of notifications:

1968 - 2	1969 - 9
1970 - 2	1971 - 1
1972 - 1	1973 - 0
1974 - 6	1975 - 2
1976 - 0	1977 - 1

There were two admissions to Infectious Diseases Hospital with Poliomyelitis, one from within, the other without, the Borough. Both cases were of African descent, and had not been immunised. They were clinically mild cases.

Non-European Poliomyelitis cases are treated in the Infectious Diseases Hospital, Mountain Rise for a period of 3-5 weeks and then transferred to the other hospitals or Kwa Hlegabantu for further orthopaedic treatment when required. European cases are treated in the isolation wards of Grey's Hospital, when necessary.

SMALLPOX AND VACCINATION

No smallpox cases occurred in Natal during the year.

A total of 4 673 persons were offered vaccination. This figure does not include vaccinations carried out by the District Surgeon for purposes of International travel, nor those done by private practitioners, nor those carried out in African influx control centres.

The number of primary vaccinations carried out by our Immunisation Staff in our Clinics during the year were:

	<u>Under 13 months</u>	<u>School Beginners</u>	<u>Others</u>	<u>Total</u>
African	654	80	1	735
Asian	1 542	137	572	2 251
Coloured	388	59	9	456
European	587	141	503	1 231
TOTAL	3 171	417	1 085	4 673

Persons requiring International Certificates for smallpox vaccination and other compulsory immunisations have to attend the District Surgeon's Office in Pietermaritzburg, where the necessary procedures are carried out twice weekly.

See also page 36.

FAMILY WELFARE

The only ante-natal service provided by this Health Department is at the African township of Sobantu. In other areas of the City, such a public service is provided by the Provincial Hospital Services and by Edendale Hospital in the Imbali Township complex. A similar division of coverage in the Borough applies in respect of post-natal services.

At Sobantu, 384 attendances were noted at the Ante-Natal Clinic. The District Midwife there delivered 28 mothers in their homes and referred a further 32 women to Edendale for hospital delivery. In all she carried out 1 476 home visits during the year - advising re feeding and other infant difficulties and referring to the Clinic doctor where necessary.

At Grey's Hospital, 149 European women attended the Ante-Natal Clinic. Of these, one case was found to have a positive V.D.R.L. reading who was referred to this Department for treatment.

Northdale Hospital holds Ante-Natal Clinics for Asians and Coloureds and a total of 1 542 attended these Clinics during the year. 20 Cases were found to have positive V.D.R.L.'s and were referred to this Department for treatment.

Well Baby Clinics are held frequently at centres which cover all races in all areas of the Borough. In all, some 20 sessions a week are held. These Clinics are popular with all sections of the public and infant feeding and other problems involving the mother and child are dealt with. A community mental health nurse also attends some of these sessions to advise and guide where needed.

Associated with these well baby clinics are a team of immunisers who offer diphtheria, whooping cough and tetanus vaccine, and also smallpox, poliomyelitis, measles and when required typhoid vaccine. In the year under review, only one mild case of Vaccinia was noted. B.C.G. vaccine is administered to those requiring it at the Chest Clinics.

Infant Clinics ('Well babies') : 1977

		African	Asian	Coloured	European	Total
<u>New Cases</u>	: Under 1 yr.	1 359	1 614	297	1 062	4 332 (4 387 in 1976)
	: Over 1 yr.	129	58	57	42	286 (446 in 1976)
TOTAL		1 488	1 672	354	1 104	4 618 (4 833 in 1976)
<u>Attendances:</u>	Under 1 yr.	14 299	14 443	3 642	9 555	41 939 (42 345 in 1976)
	Over 1 yr.	6 997	2 305	1 351	938	11 591 (10 794 in 1976)
TOTAL		21 296	16 748	4 993	10 493	53 530 (53 139 in 1976)

Home Visiting .../

FAMILY WELFARE Continued.Home Visiting : 1977

	African	Asian	Coloured	European	Total
Notified Births-first visits	647	1 451	296	762	3 166 (3 420)
Revisits - under 1 year	702	1 937	2 060	1 502	6 201 (4 774)
Revisits - over 1 year	1 481	3 616	2 652	1 416	9 155 (8 556)
I.D. Investigation (non T.B.)	10	9	-	82	101 (194)
Protected Infants	29	15	-	-	44 (81)
Lice & Scabies Inspections	880	560	19	217	1 676 (1 217)
Infant Mortality Visits	4	6	-	8	18 (46)
Venereal Disease follow-up	911	-	-	14	925 (923)
Other Home Visits	291	1 113	308	863	2 575 (11 407)
TOTAL	4 955	8 707	5 335	4 864	23 861 (30 618)

(Total 1976 figures shewn in brackets)

A Supplementary Milk Powder ration was issued to some clients during the year whose economic and therefore health standards were sub-standard. These supplements were funded by the Municipality and by State Health Department.

Milk Powder Packets etc. Issued : 1977

	African	Asian	Coloured	European	Total
Milk Powder	2 578	2 149	777	1 406	6 910
Other Milk Products	4 177	1 444	517	221	6 359
Total Food Packets	6 755	3 593	1 294	1 627	13 269

FAMILY PLANNING

There was a steady increase in the numbers of clients attending our clinic sessions over the year of 1977. Possibly it may be considered premature to read any significance into comparing the increasing number of clients of all races attending family planning clinics and the birth rate for all races in the City, but the trend so far appears to show a definite drop in the European birth rate and a less distinct decline in Asian and Coloured births over the past 5 years.

The City Health Department runs 13 clinic sessions a week, in addition to providing a 'pill dispensing' service at family health clinics and a "mobile" service to the larger factories in the City. The managers of the participating factories deserve our grateful thanks for their help and co-operation in encouraging such a factory service.

An interesting feature which became apparent during the year was that men started coming to the clinic for contraceptive counselling and seeking information regarding Vasectomy. Vasectomies are carried out at both the provincial hospitals, as are tubal ligations in the case of women. Both these surgical procedures are becoming more and more popular, particular in the Asian and European groups.

The following table summarizes the clinic attendances in race groupings for 1977. For comparison, the 1976 figures are given in brackets:

1977	African	Asian	Coloured	European	Total
No. of <u>New</u> Clients (1976 figures)	3299 (2388)	767 (640)	255 (197)	504 (383)	4825 (3608)
Total Attendances (1976 figures)	20922 (18384)	7229 (6978)	2494 (2257)	2641 (2184)	33286 (29803)

In an average month, 2 774 persons attended clinic. Of these, approximately 55% were given a 3 month supply of pills, and 34% were given a Depo provera (3 month) injection. Intra-Uterine Contraceptive devices were fitted to 3% and Condoms and cream supplied to 3%. The remaining 5% visited clinic for information, advice or treatment.

On the side of propaganda and motivation, the Senior Family Planning staff gave talks to various groups of the public, including several lectures with discussions to students at the Pietermaritzburg section of the University of Natal. The Regional Office of State Health has been of great assistance whenever necessary, and I must express particular thanks to their team of family planning motivators led by Mrs. Erasmus for the work they put in on our behalf in Pietermaritzburg.

AFRICAN INFLUX CONTROL

On behalf of the Drakensberg Bantu Affairs Administration Board, all Africans seeking employment within the Municipality are given a cursory medical examination by this Department, and have a miniature Chest X-Ray carried out (not more frequently than once every twelve months). They are also vaccinated against smallpox when necessary.

In 1977, a total of 12 364 persons was seen (17 340 in 1976). Of these, 10 143 were mass miniature X-Rayed (70 mm) and 122 referred for further investigation to the Chest Clinic. Of these, 80 persons were found to have signs of Pulmonary Tuberculosis, which means that less than 0,8% of those X-Rayed were found to have chest pathology. Whether the expenditure of time and money on finding less than one case of chest abnormality in a hundred is worth it, is, in my opinion, doubtful to say the least.

Smallpox vaccination was offered to all those at risk who passed through influx control. It is anticipated that vaccination against Smallpox may well be discontinued at some future date on the advice of the Central Government as the disease has been eradicated from Africa south of the Sahara over the past year or two, according to the World Health Organisation.

African Pass Office : 1977

	Male	Female	Total
Number of persons seen	8 373	3 991	12 364
Number of persons vaccinated	8 373	3 991	12 364
Number X-Rayed	6 869	3 274	10 143
Number radiologically T.B.:-(i.e. active or inactive and referred for further investigation)	62	18	80

X-RAY SERVICES

This section continued to be busy throughout the year. Owing to the decreased numbers from influx control requiring radiological Chest clearance, a reduction in staff of one radiographer was possible.

The following table gives a break-down of the categories of persons presenting for X-Ray:

Chest X-Rays : 1977	Eur.	Non-Eur.	Total
a) Pass Office (Influx Control) Pre-employment	-	10 143	10 143
b) Other pre-employment	214	847	1 061
c) Persons referred by Employers	325	2 403	2 728
d) Persons referred by Private Doctors (i.e. other than (b) and (c))	76	1 167	1 243
e) Persons referred by this Department	276	1 072	1 348
f) Follow-up cases and other re-X-Rays	45	2 077	2 122
g) Persons referred under Pneumoconiosis Act	42	933	975
TOTAL	978	18 642	19 620

The Department operates two mass miniature X-Ray machines, one of which is fed by a 70 mm continuous film and on this all influx control X-Rays are carried out, whilst the other is a 100 mm machine which takes single frames, and which is situated at the Church Street Municipal Building. Only one Clerk/Radiographer is employed full-time at present in this section of the department.

AMBULANCE SERVICES

The Chief Fire Officer informs me that 4 417 patients were carried in Municipal Ambulances during the year. Of these, 718 infectious diseases cases, including Tuberculosis, utilised Municipal ambulances for transfer from clinic to hospital as well as inter-hospital.

ENVIRONMENTAL HEALTH : HYGIENE AND SANITATION

In the appendix, details are given regarding the activities of the Health Inspectorate in respect of food and food handling, malaria control, inspection of commercial and industrial premises etc.

The activities of the inspectorate were curtailed to an extent by staffing difficulties and at the end of the year there were 4 health inspector vacancies. Advertising such vacancies revealed a paucity of suitable applicants.

Snail surveys of water courses feeding into the Municipality continued to be carried out. To our knowledge, no case of bilharziasis proved to have been infected locally was picked up, during the year.

A close watch was kept on the hygiene and sanitation of private creches and nursery schools during the year, and in general, standards were kept at a high level. Creche and nursery school operators proved most co-operative in all our contacts with them.

No new local legislation was introduced during the year under review.

LABORATORY WORK

Most of our pathological material is sent to the Government Laboratory Service in Durban for investigation, and I have no detailed breakdown of the work.

Other laboratory work done is shewn hereunder:

(a) Private Pathologists

Throat and nasal swabs for K.L.B.	:	76
Blood (S.G.O.T.)	:	236
Blood F.B.C., E.S.R., Etc.	:	336
Sputum for A.F. Bacilli culture Etc.	:	124
Stools	:	213
Urine	:	223
		<hr/>
TOTAL	:	1 208
		<hr/>

(b) Departmental .../

LABORATORY WORK Continued.(b) Departmental Laboratory

No. mosquito larvae examined	:	219
No. mosquito adults examined	:	59
No. snails examined	:	337
No. Physopsis identified	:	179
No. Water Samples tested (Waterworks)	:	1 849
		<hr/>
	TOTAL	: 2 643
		<hr/>

WATER SUPPLIES

The following details have been supplied by the City Engineer, concerning the water supply to the Borough:

Samples taken during year 1.8.76 to 31.7.77.

Type Analysis	Source Water		Purified Water		Reservoir		Reticulatn. System		Public Swimming Baths	
	1	2	1	2	1	2	1	2	1	2
Bacteriological	52	190	107	251	384	420	189	165	11	-
Free Chlorine	-	-	171	251	311	420	114	165	8	-
Other Chemical	79	190	110	251	280	420	122	165	2	-

Note: 1 indicates D.V. Harris Laboratory and 2 Signal Hill.

Of the bacteriological samples taken from the reticulation system at D.V. Harris, 190 were unsatisfactory, as well as 3 from Signal Hill.

Any unsatisfactory results required a second sample to be taken immediately, and less than 5% taken (excluding source samples) gave unsatisfactory results.

The water source at Signal Hill gave a high count E. Coli I, but there was no sign of this in the purification, reservoir, and reticulation systems.

The principal source of water supply, Henley Dam, provides 40 664 kl. per day, and goes through the Signal Hill purification works. Midmar Dam provides 15 479 kl. per day, and is purified at D.V. Harris. These plants have a potential of 46 600 and 81 000 kl./day.

There is, therefore, no need for near future planning regarding water supplies.

MILK SUPPLIES .../

MILK SUPPLIES

The percentage of locally consumed milk that was pasteurised increased during the year to 97% - again without recourse to legal enforcement of the dairy by-laws.

Yet again, inspection of dairies and milk suppliers and their depots was maintained. There were six producers who distributed their own supplies, and one of these farmed within the Borough area. Sixty out-of-borough producers sent their milk either to Clover or Rosemarie Dairies. There were two out-of-borough cream suppliers and distributors and one distributor, with one distributor within the Borough.

Milk consumption, after falling for three years, picked up slightly. Figures are : 1977, 13 700 309 l.; 1976, 13 516 236 l.; 1975, 14 784 029 l.; 1974, 16 727 390 l. However, the consumption of raw milk yet again dropped to 400 125 l. from 546 045 l. in 1976 and 945 809 l. in 1975.

Maas consumption was 343 960 l. (raw) and 1 672 125 l. (pasteurised).

See also page 75.

MEAT SUPPLIES

Regular inspections of butchers' shops were again carried out by the Department's Health Inspectors, and a list of meat, fish and fowl condemned after inspection is shewn on page 76.

The following meat, imported into the Borough, was examined by our Inspectorate:

- Beef - 1 001 carcasses, 1 475 quarters and 160 frozen beef.
- Sheep - 2 656 carcasses. Pork - 168 carcasses.
- Rabbit - 17 kg. Game and Buck - 84 carcasses.

Fees accrued from these inspections amounted to R1 464,58.

The Pietermaritzburg Abattoir, now Government controlled, continued to control animal slaughter and distribution in the area.

Under the Foodstuffs, Cosmetics and Disinfectants Act, No. 54 of 1972, the following samples were submitted to the Government Analyst:

Mince, beef : 9 of which 7 complied with the Act. The other two contained Sulphur Dioxide, and, on prosecution, fines of R100 and R80 were imposed.

Boerewors : 13 of which 9 complied. Two samples contained less than 90% total meat, and two contained sulphur dioxide. Fines of R50, R80, R50 and R80 were respectively imposed.

Polony : 5. 2 Samples complied, but 3 were found to contain less than 75% total meat. Fines were R50, R80 and R200.

Sausages, beef : 7. Only one sample failed to comply and contained less than 1,75% protein nitrogen. The fine was R50.

Sausages, mutton : 6. Two samples contained less than 1,75 protein nitrogen, and the fines were R50 in each case.

STAFF

The Staff of the Department at 31st December, 1977, was as follows:-

Administrative and Office

Medical Officer of Health	:	J.P. O'Keefe, M.R.C.S., L.R.C.P., D.P.H.
Deputy Medical Officer of Health	:	L.E.D.F. Joubert, B.M., B.Ch., M.A. Physiology
Clinical Medical Officer	:	P.H. Maier, Arts Examen, Netherlands.
Part-Time (Sessional) Medical Officers	:	A. Blackhurst, M.B., Ch.B. M.S. Badat, L.L.M.R.C.P. (Ire.) L.L.M.R.C.S. (Ire.) A.S. Ballim, M.B., Ch.B. A.S. Naiker, M.B., B.S.
Chief Administrative Assistant	:	E. Belshaw, A.M.B.I.M., M. Inst. P.S.
Section Clerk	:	G.H. Wolmarans
Administrative Assistants	:	J.H.F. Bridges D. Goodwin J. Cooper
Senior Women Clerical Assistants	:	Miss Y.W. Gafney Mrs. J. Reid
Women Clerical Assistants	:	Mrs. R.M. Rowney Mrs. A.M. Gibson
Typist/Clerk	:	Mrs. A.D. Raats
Asian Clerk : Female	:	Mrs. V. Thomas

Inspectorate

Chief Health Inspector	:	A.M.H. King, Cert. R.S.I., Meat & Other Foods Cert. R.S.I.
Deputy Chief Health Inspector	:	Vacant
Senior Health Inspector (Dairies)	:	C.L.O. Iversen, Cert. R.S.I., Meat & Other Foods Cert. R.S.I., Tropical Hygiene Cert. R.S.I.
Senior Health Inspector	:	J.E. Butler, Public Health Inspectors Dip., R.S.H., Meat & Other Foods Dip., R.S.H., Trop. Hyg. Diploma
Dairy/Health Inspector	:	R.M. Hibbert, National Diploma for Health Inspectors
Health Inspectors	:	S. Tulleken, Cert. R.S.I., Meat & Other Foods Cert. R.S.I., Tropical Hygiene Cert. W. Brown, Cert. R.S.I., Meat & Other Foods Cert. R.S.I. J.W. van Straaten, Public Health Inspectors Dip., R.S.H., Meat and Other Foods Dip., R.S.H. Tropical Hyg. Diploma.
	:	Vacant

Smoke Control Officer .../

STAFF (Continued)Inspectorate

Smoke Control Officer : H.D. Ryder, National Diploma for Health Inspectors, Diploma in Combustion Principles & Practice

Asian Health Inspectors : W. Khan, National Diploma for Health Inspectors
: A. Lindy, National Diploma for Health Inspectors
: J. Puckree, National Diploma for Health Inspectors

Coloured Health Inspector : J.J. Uys, National Diploma for Health Inspectors

African Health Inspectors : R. Mntungwa, Cert. R.S.I., National Diploma for Health Inspectors
: N. Shandu, National Diploma for Health Inspectors

Malaria Officer : P. du Toit

Rodent Officer : A. Imray

General Inspectors : B.M. Beney,
: R.D. Ferguson

General Inspector : Asian : V. Pillay

General Inspector : Coloured : Vacant

Community Health Nursing

Chief Community Health Nurse : Mrs. B.A. Mitchell, R.N., R.M., Health Visitor's Cert. R.S.H.

Senior Community Health Nurse : Vacant

Community Health Nurses : Mrs. D. Evans, R.N., R.M., Health Visitor's Cert. R.S.I.
: Miss. D.A. Cheesman, R.N., R.M., Health Visitor's Cert. R.S.I.
: Miss N.E. Wilkinson, R.N., R.M., Dip. P.H.N., Dip Health Education
: Mrs. E.A. Beukman, R.N., R.M., Dip, P.H.N.
: Mrs. J.L. Collinge, R.N., R.M., Dip. P.H.N.

Clinic Sister (Immunisation) : Mrs. R. Spalding, R.N.

Clinic Clerks : Mrs. J.M. O'Connor
: Mrs. E. Potgieter
: Mrs. M. Morning
: Mrs. M. McKean

African Community Health Nurses : Mrs. B.S. Shange, R.N., R.M., Health Visitor's Cert. R.S.H.
: Mrs. P. Pakkies, R.N., R.M., Health Visitor's Cert. R.S.H.
: Mrs. F.G. Parkies, R.N., R.M., Health Visitor's Cert. R.S.H.
: Mrs. E. Mseleku, R.N., R.M., Health Visitor's Cert. R.S.H.

Asian Community Health Nurses.../

STAFF (Continued)Community Health Nursing

Asian Community Health Nurses : Mrs. S. Badrudeen, R.N., R.M., Health
Visitor's Cert. R.S.H.
: Mrs. R.M. Haffejee, R.N., R.M., Health
Visitor's Cert. R.S.H.
: Mrs. J. Singh, R.N., R.M., Health
Visitor's Cert. R.S.H.

Coloured Community Health Nurses : Mrs. T.M. Singh, R.N., R.M., Health
Visitor's Cert. R.S.H.
: Mrs. L.C. Jackson, R.N., R.M., Dip. P.H.N.

African Clinic Clerks : Mrs. M. Nzimande
: Mrs. R.N. Majola

Asian Clinic Clerks : Mrs. A. Pillay
: Miss. S. Rangiah

African Nursing and Health Assistants

African Nurse (Sobantu Village
Dispensary) : Nurse E.D.B. Manyathi, R.N., R.M.

African District Nurse : Nurse L. Ngubane, R.N., R.M.

African District Midwife
(Sobantu Village) : Nurse I. Ngcobo, R.M.

African Health Assistants : G.B. Zondi
: P. Matlapeng
: E. Ngcobo
: M.E. Khumalo

Family Planning

Clinic Sisters : Mrs. A.H. Parkinson, R.N., R.M.
: Mrs. I.M. Harms, R.N., R.M.

Clinic Clerks : Mrs. H.A. McIntyre
: Vacant

Health Educator/Clerks: African : A.A.M. Nzimande, R.N.A.
: G. Dladla, R.N.A.

Health Educator/Clerk: Asian : N.C. Phillips

Infectious Diseases Hospital

Matron : Mrs. N.A.M. Lovell, R.N.

Housekeeper : Mrs. M.M. Cillie

African Sisters : S.I. Masuku, R.N., R.M.
: S. Mtiya, R.N., R.M.
: T.B. Mavimbela, R.N., R.M.
: P.E. Myeza, R.N., R.M.
: E.M. Mahlobo, R.N., R.M.
: Y.T. Langa, R.N., R.M.
: R. Ndlovu, R.N., R.M.
: M. Conco, R.N., R.M.
: J.M. Mkize, R.N., R.M.
: B.G. Mbele, R.N., R.M.
: W. Makatini, R.N., R.M.
: Vacant

African Staff Nurses.../

STAFF (Continued)

Infectious Diseases Hospital

African Staff Nurses	:	2
African Nursing Assistants	:	7
African Orderly	:	Vacant

Pass Office Examination and Miniature X-Ray Clinic

Senior Clerk/Radiographer	:	P.E.G. Gibson
Clerk/Radiographer	:	Vacant
African Clerks	:	E. Molefe
	:	S.P. Ndlovu
	:	Vacant

GERIATRIC FACILITIES 1977

During the year there was very little change in the overall picture of geriatric care. Some additional accommodation was made available at both the Sunnyside Park Home and the N.C.V.V. Home. The Catholic Community was finalising plans to erect a Marian Home project within the Borough.

A limited health service which included the operation of a clinic and some home nursing by a registered nurse, as well as a home-help service and meals-on-wheels was provided under the auspices of the Pietermaritzburg and District Council for the Aged (PADCA). This service was augmented by the District Nursing service under the direction of the District Surgeon, who is also responsible for services of a similar nature to the Isabel Beardmore Home for the Coloured Aged.

The City Health Department has continued its role of notifying the appropriate authorities of geriatric cases living at home under difficult circumstances, and its Community Health nurses keep many old persons under surveillance, giving them good counsel and supportive care where necessary. In all, the Community Health Nurses paid 741 geriatric home visits in 1977.

Serious thought is being given to the co-ordination and streamlining of all the services working independently of each other in the Geriatric field and much progress in this is anticipated in the new year (1978).

HOUSING

From the following table, it can be seen that, at least as far as the building industry was concerned, the position in 1977 in Pietermaritzburg reflected more of a depression than a recession. These figures give the number of building plans submitted for registration, and the value:

	<u>Submitted</u>	<u>Value</u>
1975	1 606	R38 541 332
1976	1 448	R32 143 234
1977	1 396	R19 202 163

This decrease, by 2,27 in value, shows the seriousness of the position.

Plans are submitted to this Department by the City Engineer for Comment, and 1 854 (1 346) were received in 1977. Of these, 1 402 (912) were approved outright, and 452 (434) approved subject to alteration. Figures in brackets denote 1976 statistics.

A. Private Dwellings

There was a decrease in the number of private dwellings built during the year, due undoubtedly to the reigning financial climate and escalating building costs.

These tables shew the trend:

<u>Dwellings</u>	<u>1977</u>	<u>1976</u>	<u>1975</u>	<u>1974</u>
Asian	140	104	99	103
Coloured	22	16	7	7
European	263	356	416	405
	<u>425</u>	<u>476</u>	<u>522</u>	<u>515</u>

<u>Flats</u>	<u>1977</u>	<u>1976</u>	<u>1975</u>	<u>1974</u>
Asian	Nil	45 (3 blocks)	64 (5 blocks)	36 (4 blocks)
European	91 (8 blocks)	26 (3 blocks)	45 (4 blocks)	123 (3 blocks)

A total of 239 new dwellings for Europeans was completed at Westgate and 376 for Coloureds at Eastwood. None were built for Asians.

B. Municipal Housing

An increase in the demand for Municipal housing was noted, and is shewn in the following table:

	<u>1977</u>	<u>1976</u>	<u>1975</u>	<u>1974</u>
Asian	1 837	1 690	1 426	1 164
European	228	205	251	220
	<u>2 763</u>	<u>2 616</u>	<u>2 283</u>	<u>1 980</u>

HOUSING Continued

C. Development

At last some relentment on the part of the financial authorities has allowed tenders to be called for Northdale IX and X, comprising 2 266 houses for Asians. But, even the completion of 376 dwellings for Coloureds has not seriously diminished the demand (see above). The 239 houses at Westgate for Europeans were, apparently, not popular.

	<u>1977</u>	<u>1976</u>	<u>1975</u>	<u>1974</u>
Asian	4 563	4 563	4 563	4 508
Coloured	815	771	772	654
European	1 032	1 029	1 023	1 031
	<hr/> 6 410	<hr/> 6 363	<hr/> 6 358	<hr/> 6 193

(These figures were taken at 31st July annually).

D. African Housing

This is now the responsibility of the Drakensberg Bantu Affairs Administration Board, and no new housing was provided in the year under review.

The position is, now, that Sobantu Village contains 1 091 occupied houses accommodating 11 611 persons, and Stages One and Two of Imbali have a combined total of 3 356 units housing 21 936 Africans. Approximately 684 Africans are accommodated in servants quarters and 2 800 in hostels.

CITY OF PIETERMARITZBURG

CITY HEALTH DEPARTMENT

ANNUAL REPORT 1977

STATISTICAL APPENDIX

Ref.	Cause of Death	AFRICAN			ASIAN			COLOURED			EUROPEAN			TOTALS				
		1976		M	1976		M	1976		M	1976		M	1976		M	1976	
		M	F		Tot.	M		F	Tot.		M	F		Tot.	M		F	Tot.
A 79	Other diseases of central nervous system & sense organs	1	1	2	1	1	2	1	1	2	1	1	2	1	1	2	3	
A 81	Chronic rheumatic heart disease	3	1	4	1	1	2	1	1	2	1	1	2	1	1	2	3	
A 82	Hypertensive disease	11	11	22	30	41	71	7	9	16	10	13	23	118	118	236	170	
A 83	Ischaemic heart disease	11	10	21	20	42	62	10	16	26	10	13	23	73	73	148	155	
A 84	Other forms of heart disease	3	6	9	14	20	34	1	3	4	1	3	4	29	29	54	83	
A 85	Cerebrovascular disease																	
A 86	Diseases of arteries, arterioles and capillaries		1	1	3	3	3							6	6	9	15	
A 87	Venous thrombosis & embolism													2	2	4	6	
A 88	Other diseases of circulatory system													2	2	4	6	
A 89	Acute respiratory infections																	
A 91	Viral pneumonia																	
A 92	Other pneumonia	22	11	33	6	11	17	1	5	6	10	10	62	62	108	139	139	
A 93	Bronchitis, emphysema & asthma	2	3	5	4	7	11	2	3	5	2	2	4	4	4	7	7	
A 96	Other diseases of respiratory system		2	2	4	4	7	3	2	5	2	2	12	12	22	22	22	
A 98	Peptic ulcer																	
A 99	Gastritis and duodenitis																	
AL01	Intestinal obstruction & hernia																	
AL02	Cirrhosis of liver	3	2	5	3	6	9	1	1	2	3	3	6	6	9	19	19	
AL04	Other diseases of digestive system		1	1	2	2	2	1	1	2	1	1	2	2	2	4	4	
AL06	Other nephritis and nephrosis																	
AL07	Infectious of kidney																	
AL11	Other diseases of genito-urinary syst.	1	1	2	1	2	3	1	1	2	1	1	2	4	4	6	6	
AL13	Haemorrhage of pregnancy & childbirth																	
AL27	Congenital anomalies of heart																	
AL30	All other congenital anomalies																	
AL31	Birth injury & difficult labour																	
AL33	Haemolytic disease of newborn																	
AL34	Anoxic and hypoxic conditions not elsewhere classified																	
AL35	Other causes of perinatal morbidity and mortality	1		1	3	4	7	1	1	2	3	3	7	7	10	10	21	
AL36	Senility without mention of psychosis																	
AL37	Symptoms and other ill-defined condns.	5	5	10	5	7	12	4	5	9	5	5	10	10	20	33	33	
AEL38	Motor vehicle accidents	16	4	20	5	5	10	1	1	2	1	1	2	23	23	30	30	
AEL39	Other transport accidents	3		3	5	5	10	1	1	2	1	1	2	25	25	30	30	
AEL40	Accidental poisoning																	
AEL41	Accidental falls																	
AEL42	Accidents caused by fires	1	1	2	1	1	2	1	1	2	1	1	2	2	2	3	3	
AEL43	Accidental drowning & submersion	3	1	4										5	5	6	6	
AEL45	Accident mainly of industrial type																	
AEL46	All other accidents	4	4	8	1	1	2	1	1	2	1	1	2	10	10	11	11	
AEL47	Suicide & self-inflicted injury																	
AEL48	Homicide & injury purposely inflicted by other persons	56	16	72	1	1	2	1	1	2	3	3	58	58	74	74	43	
AEL49	Injury undetermined whether accidentally or purposely inflicted				1	1	2	1	1	2	1	1	1	1	1	1	1	
	TOTAL	151	91	242	113	181	314	35	60	95	73	252	551	393	944	1024		
	STILL BIRTHS	2	1	3	3	7	10	2	3	5	4	9	11	20	26			

DEATHS OF RESIDENTS IN AGE GROUPS

	AFRICAN			ASIAN			COLOURED			EUROPEAN			ALL RACES		
	M	F	P	M	F	P	M	F	P	M	F	P	M	F	P
Under 1 Year	16	10	26	9	5	14	2	1	3	6	3	9	33	19	52
1 - 2 Years	1	4	5	3	2	5	-	1	1	2	-	2	6	7	13
3 - 4 Years	-	1	1	-	3	3	-	-	-	-	-	-	-	4	4
5 - 14 Years	3	4	7	2	2	4	-	1	1	2	-	2	7	7	14
15 - 24 Years	16	11	27	4	2	6	-	1	1	8	4	12	28	18	46
25 - 34 Years	44	10	54	4	4	8	2	1	3	7	1	8	57	16	73
35 - 44 Years	27	11	38	13	1	14	6	2	8	11	4	15	57	18	75
Total : 0 - 44 Years	107	51	158	35	19	54	10	7	17	36	12	48	188	89	277
45 - 54 Years	23	9	32	26	7	33	8	3	11	25	8	33	82	27	109
55 - 64 Years	14	10	24	19	19	38	5	2	7	44	23	67	82	54	136
65 - 74 Years	5	14	19	21	11	32	6	5	11	83	48	131	115	78	193
75 - 84 Years	1	4	5	9	8	17	4	4	8	43	72	115	57	88	145
85 Years and over	1	3	4	3	4	7	2	4	6	21	46	67	27	57	84
TOTAL	151	91	242	113	68	181	35	25	60	252	209	461	551	393	944

SEASONAL OCCURRENCE OF ALL DEATHS

	AFRICAN			ASIAN			COLOURED			EUROPEAN			ALL RACES		
	M	F	P	M	F	P	M	F	P	M	F	P	M	F	P
JANUARY	7	5	12	12	2	14	7	3	10	30	19	49	56	29	85
FEBRUARY	11	4	15	6	1	7	2	2	4	17	20	37	36	27	63
MARCH	6	5	11	3	6	9	1	1	2	22	24	46	32	36	68
APRIL	13	10	23	9	7	16	1	1	2	12	13	25	35	31	66
MAY	23	10	33	8	7	15	3	1	4	18	13	31	52	31	83
JUNE	7	7	14	9	4	13	4	4	8	16	17	33	36	32	68
JULY	16	8	24	11	9	20	4	1	5	29	21	50	60	39	99
AUGUST	11	6	17	7	13	20	3	1	4	23	14	37	44	34	78
SEPTEMBER	10	5	15	10	4	14	1	2	3	33	21	54	54	32	86
OCTOBER	17	9	26	18	6	24	1	4	5	21	19	40	57	38	95
NOVEMBER	11	8	19	7	2	9	5	-	5	12	14	26	35	24	59
DECEMBER	19	14	33	13	7	20	3	5	8	19	14	33	54	40	94
TOTAL	151	91	242	113	68	181	35	25	60	252	209	461	551	393	944

DISEASES OF THE CIRCULATORY SYSTEM

(CODE NOS. A.80 - 88)

RESIDENTS : DEATHS IN AGE GROUPS

	AFRICAN			ASIAN			COLOURED			EUROPEAN			ALL RACES		
	M	F	P	M	F	P	M	F	P	M	F	P	M	F	P
Under 25 Years	1	1	2	2	1	3	-	1	1	1	1	1	4	5	9
25 - 34 Years	1	1	2	1	-	1	-	-	-	1	1	2	3	2	5
35 - 44 Years	6	3	9	11	-	11	2	-	2	6	1	7	25	4	29
45 - 54 Years	3	2	5	15	5	20	4	-	4	16	2	18	38	9	47
55 - 64 Years	5	1	6	14	14	28	4	-	4	27	13	40	50	28	78
65 - 74 Years	2	7	9	17	9	26	3	4	7	41	34	75	63	54	117
75 - 84 Years	-	3	3	5	8	13	3	3	6	26	43	69	34	57	91
85 Years and Over	-	1	1	2	4	6	2	2	4	9	31	40	13	38	51
TOTAL	18	19	37	67	41	108	18	10	28	127	127	254	230	197	427

NOTE: Under the Eighth Revision of the International Classification of Diseases, Cerebrovascular disease is now included in this category.

DEATHS DUE TO RESPIRATORY INFECTIONS
(EXCLUDING PULMONARY TUBERCULOSIS)

(CODE A.89 - A.96)

RESIDENTS (GIVEN IN MONTHS OF THE YEARS)

	AFRICAN			ASIAN			COLOURED			EUROPEAN			ALL RACES			
	M	F	P	M	F	P	M	F	P	M	F	P	M	F	P	
January 1977	1	1	2	1	1	2	-	1	1	2	4	6	2	4	7	11
February	-	-	-	-	-	-	2	1	3	1	2	3	1	3	3	6
March	-	2	2	-	-	-	-	1	1	3	3	6	3	6	9	9
April	3	-	3	-	-	-	-	-	-	2	3	5	2	3	5	8
May	6	1	7	2	-	2	-	1	1	4	4	8	4	12	6	18
June	1	2	3	1	1	2	-	-	-	1	3	4	1	3	6	9
July	3	-	3	-	-	-	2	-	2	8	3	11	8	13	3	16
August	2	-	2	-	2	2	-	-	-	3	3	6	3	5	5	10
September	1	-	1	2	-	2	-	-	-	5	4	9	5	8	4	12
October	2	1	3	1	-	1	1	2	3	5	-	5	5	9	3	12
November	3	2	5	1	2	3	1	-	1	2	-	2	2	7	4	11
December	2	7	9	2	2	4	-	-	-	2	-	2	2	6	9	15
TOTAL	24	16	40	10	8	18	6	6	12	38	29	67	78	59	137	137

DEATHS DUE TO RESPIRATORY INFECTIONS (EXCLUDING PULMONARY TUBERCULOSIS)
(CODE A89 - A96)

RESIDENTS (GIVEN IN AGE GROUPS)

	AFRICAN			ASIAN			COLOURED			EUROPEAN			ALL RACES		
	M	F	P	M	F	P	M	F	P	M	F	P	M	F	P
Under 1 Year	6	-	6	2	2	4	-	-	-	-	-	-	8	2	10
1 - 2 Years	1	-	1	-	2	2	-	-	1	1	1	4	2	2	4
3 - 4 Years	-	1	1	-	-	-	-	-	-	-	-	1	-	1	1
5 - 14 Years	-	2	2	1	-	1	-	-	-	-	-	1	1	2	3
15 - 24 Years	1	-	1	1	-	-	-	-	-	-	-	1	1	-	1
25 - 34 Years	1	1	2	-	2	2	-	-	-	1	-	1	2	3	5
35 - 44 Years	5	2	7	-	1	1	-	1	1	1	2	3	6	6	12
TOTAL: 0-44 Years	14	6	20	3	7	10	-	1	1	3	2	5	20	16	36
45 - 54 Years	6	1	7	2	-	2	3	2	5	3	2	5	14	5	19
55 - 64 Years	3	5	8	1	1	2	-	1	1	6	1	7	10	8	18
65 - 74 Years	1	3	4	2	-	2	2	-	2	14	2	16	19	5	24
75 - 84 Years	-	-	-	2	-	2	-	-	-	7	11	18	9	11	20
85 Years and Over	-	1	1	-	-	-	1	2	3	5	11	16	6	14	20
TOTAL	24	16	40	10	8	18	6	6	12	38	29	67	78	59	137

MALIGNANT AND OTHER NEOPLASMS

(CODE NOS. A 45 - A 61)

	AGE 0 - 24						25 - 44						45 - 64						65 & OVER						TOTAL					
	EUR.			N/EUR.			EUR.			N/EUR.			EUR.			N/EUR.			EUR.			N/EUR.			EUR.			N/EUR.		
	M	F	M	F	M	F	M	F	M	F	M	F	M	F	M	F	M	F	M	F	M	F	M	F	M	F	M	F		
A45 Buccal Cavity								1								3	1	1								4	1	1		
A46 Oesophagus						1					4					1	1									1	1	5		
A47 Stomach								1	2	2	3					5	3									6	5	2	3	
A48 Intestine, except Rectum								2	1	1						1	1									3	2	1		
A49 Rectum								1																		1				
A50 Larynx									1																		1			
A51 Trachea, Bronchus & Lung								2	2							10	1									12	3	1		
A52 Bone																														
A53 Skin	1																									1	1			
A54 Breast								1																			7	2		
A55 Cervix Uteri													2															1	2	
A56 Uterus																											1			
A57 Prostrate																6										6		1		
A58 Other Unspecified Sites	2							2	2							4	7									8	9	4		
A59 Leukaemia									1																	1	1			
A60 Other Neoplasms of Lymphatic																												1		
A61 Benign Neoplasms																														
TOTAL	3		1					1	4	2	10	11	7	6	30	21	2	2	3	43	33	14	11							

ACCIDENTS, POISONINGS AND VIOLENCE

"E" CODE

	AGE 0 - 24						25 - 44						45 - 64						65 & OVER						TOTAL							
	EUR.		N/EUR.		M		F		EUR.		N/EUR.		M		F		EUR.		N/EUR.		M		F		EUR.		N/EUR.		M		F	
	M	F	M	F	M	F	M	F	M	F	M	F	M	F	M	F	M	F	M	F	M	F	M	F	M	F	M	F	M	F		
AE138 Motor Vehicle Accident	1		3	2	2			13	2					5	1														22	5		
AE139 Other Transport Accidents							3																					3				
AE140 Accidental Poisoning																																
AE141 Accidental Falls																																
AE142 Accident caused by Fires								2	1																			2	1			
AE143 Accidental Drowning	2							2																				2	3	1		
AE144 Accident caused by Firearm missiles																																
AE145 Accident mainly by industrial type										1																		1				
AE146 All other accidents		1							1																			1	1			
AE147 Suicide	1	1	2		1			3	1	1	1			1													4	1	6			
AE148 Homicide and Legal intervention			17	5	1			37	10					3	1													1	57	16		
AE149 Injury undertermined whether accidentally or purposely inflicted												1																	1			
TOTAL	4	2	22	8	6		61	13		1			9	2		1											12	2	94	23		

SEASONAL OCCURRENCE OF DEATHS FROM MOTOR VEHICLE AND
OTHER TRAFFIC ACCIDENTS

(CODE NOS. AE138 and AE139)

(Residents only)

	AFRICAN			ASIAN			COLOURED			EUROPEAN			TOTAL		
	M	F	Total	M	F	Total	M	F	Total	M	F	Total	M	F	Total
January															
February	1		1		1	1							1	1	2
March	1	1	2	1		1							2	1	3
April															
May	2		2										2		2
June	1		1	1		1							2		2
July	2	1	3	2		2	1		1	1			6	1	7
August										2			2		2
September	1		1										1		1
October	4		4	1		1							5		5
November															
December	7	2	9										7	2	9
TOTAL	19	4	23	5		5	1	1	2	3			28	5	33

DEATHS UNDER 1 YEAR

(INFANT MORTALITY RATE PER 1000 LIVE BIRTHS)

	AFRICAN	ASIAN	COLOURED	EUROP.	ALL RACES
Peri- Natal	3 : 4,01	7 : 4,95	3 : 10,24	3 : 3,67	16 : 11,89
	2 : 2,67	1 : 0,71	-	3 : 3,67	6 : 1,83
	5 : 6,68	8 : 5,66	3 : 10,24	6 : 7,33	22 : 6,72
Neo- Natal	3 : 4,01	1 : 0,71	-	2 : 2,44	6 : 1,83
	8 : 10,7	9 : 6,36	3 : 10,24	8 : 9,78	28 : 8,55
	3 : 4,01	3 : 2,12	-	-	6 : 1,83
Post-Neo Natal	7 : 9,36	-	-	-	7 : 2,14
	5 : 6,68	1 : 0,71	-	1 : 1,22	7 : 2,14
	3 : 4,01	1 : 0,71	-	-	4 : 1,22
	18 : 24,06	5 : 3,54	-	1 : 1,22	24 : 7,33
	26 : 34,76	14 : 9,9	3 : 10,24	9 : 11,0	52 : 15,89
INFANT MORTALITY RATE					

Percentage of deaths of all ages during first year of life:

African : 10,74%
 Asian : 7,73%
 Coloured : 5,0 %
 European : 1,95%
 All races : 5,51%

DEATHS UNDER 1 YEAR

	AFRICAN									ASIAN			COLOURED			EUROPEAN			TOTAL																	
	M			F			P			M	F	P	M	F	P	M	F	P																		
Peri- Natal	1st 24 Hours																		2	1	3	5	2	7	2	1	3	2	1	3	2	1	3	11	5	16
	2nd - 7th Days																		2	-	2	1	-	1	-	-	-	1	2	3	1	2	3	4	2	6
	TOTAL - 1 Week																		4	1	5	6	2	8	2	1	3	3	3	6	15	7	22			
Neo- Natal	1 Week - 1 Month																		1	2	3	1	-	1	-	-	-	2	-	2	4	2	6			
	TOTAL - 1 Month																		5	3	8	7	2	9	2	1	3	5	3	8	19	9	28			
Post-Neo Natal	1 Month - 2 Months																		2	1	3	1	2	3	-	-	-	-	-	-	3	3	6			
	3 Months - 5 Months																		4	3	7	-	-	-	-	-	-	-	-	-	4	3	7			
	6 Months - 8 Months																		4	1	5	1	-	1	-	-	1	-	-	1	6	1	7			
	9 Months - 11 Months																		1	2	3	-	1	1	-	-	-	-	-	-	1	3	4			
	TOTAL - 1 - 11 Months																		11	7	18	2	3	5	-	-	1	-	-	1	14	10	24			
TOTAL INFANT MORTALITY																		16	10	26	9	5	14	2	1	3	6	3	9	33	19	52				

(Classified according to International Intermediate List of 150 Causes from Eighth Revision, World Health Organisation, 1965)

Ref.	Cause of Death	AFRICAN			ASIAN			COLOURED			EUROPEAN			TOTALS							
		1976		1976		1976		1976		1976		1976		1976							
		M	F	M	F	M	F	M	F	M	F	M	F	M	F						
A 5	Enteritis & other diarrhoeal diseases	5	6	1	1	2	2	1	1	6	7	23	13	7	13						
A 6	Tuberculosis of respiratory system		1								1	1		1	1						
A 19	Meningococcal infections						1					1			1						
A 21	Other bacterial diseases						1					1			1						
A 25	Measles						1					1			1						
A 28	Infectious hepatitis						1					1			1						
A 37	Other syphilis		1				1				1	1			1						
A 64	Diabetes Mellitus						1					1			1						
A 65	Avitaminoses and other nutritional deficiency						1					1			1						
A 66	All other endocrine & metabolic diseases						1					1			1						
A 72	Meningitis																				
A 79	All other diseases of nervous system and sense organs									1		1			1						
A 84	Other forms of heart disease	1	1	2		2	2	1	1			1	1	1	4						
A 85	Cerebro-vascular disease	6	6	1	1	2	1	1	1			3	7	1	8						
A 92	Other pneumonia											1			1						
A 93	Bronchitis, emphysema & asthma											1			1						
A 96	Other diseases of respiratory system											1			1						
A 99	Gastritis and duodenitis											1			1						
AL04	Other diseases of digestive system											1			1						
AL27	Congenital anomalies of heart											1			1						
AL30	All other congenital anomalies											1			1						
AL31	Birth injury and difficult labour											1			1						
AL33	Haemolytic disease of newborn											1			1						
AL34	Anoxic & hypoxic conditions not elsewhere classified											1			1						
AL35	Other causes of perinatal morbidity and mortality	1	1	3	1	4	3	1	3			7	5	4	11						
AL37	Symptoms & other ill-defined conditions	1	1	1		1						2		1	3						
AE148	Homicide & injury purposely inflicted by other persons	2	2									2		2	2						
	TOTAL	16	10	26	51	9	14	20	7	3	2	1	3	6	3	9	7	33	19	52	85

VENEREAL DISEASE CLINIC
TOTAL CASES 1977

	AFRICAN				ASIAN				COLOURED				EUROPEAN				TOTAL				TOTAL ALL RACES
	Bor.		O/B.		Bor.		O/B.		Bor.		O/B.		Bor.		O/B.		Bor.		O/B.		
	M	F	M	F	M	F	M	F	M	F	M	F	M	F	M	F	M	F	M	F	
1. Seroneg. Primary Syphilis	368	38	286	99			3	1					3				374	39	286	99	798
2. Seropos. Primary Syphilis	806	202	1214	445			5	2			2	11					846	241	1217	445	2749
3. Secondary Syphilis	383	83	439	463													383	83	439	463	1368
4. Tertiary Syphilis (Clinical)																					
5. Endosyphilis (Serological)	39	29	27	12			9	7									59	36	27	12	134
6. Neurosyphilis																					
7. Cong. Syphilis under 1 Year																					
8. Cong. Syphilis over 1 Year																					
Total Syphilitic Infections	1596	352	1966	1019			17	10			5	11					1662	399	1969	1019	5049
9. Gonorrhoea	2003	337	1702	940			27	13			15	5					2058	358	1702	940	5058
10. G.C. Vulvo-Vaginitis																					
11. G.C. Ophthalmia																					
Total Gonorrhoeal Infections	2003	337	1702	940			27	13			15	5					2058	358	1702	940	5058
12. Ulcus Molle	370	169	409	197													370	169	409	197	1145
13. Lymph. Venereum	9		4	12													9		4	12	25
14. Gran. Venereum			2																2		2
15. Venereal Wart	100	18	383	101			5	3			1						106	21	383	101	611
16. Phagadaena	132	28	195	121			3	3									138	35	195	121	489
17. Suspected V.D.	155	31	119	189			3	3			9						167	31	119	189	506
18. Multi Disease	161	23	123	53							7						168	23	123	53	367
19. Nil Abnormal Detected	185	83	377	247			8	3			4	8					217	102	377	247	943
TOTAL	4711	1041	5280	2879			63	32			41	24					4895	1138	5283	2879	14195

GRAND TOTAL : 14 195

VENEREAL DISEASE CLINIC
NEW CASES 1977

	AFRICAN				ASIAN				COLOURED				EUROPEAN				TOTAL				TOTAL ALL RACES	
	Bor.		O/B.		Bor.		O/B.		Bor.		O/B.		Bor.		O/B.		Bor.		O/B.			
	M	F	M	F	M	F	M	F	M	F	M	F	M	F	M	F	M	F	M	F		
1. Seroneg. Primary Syphilis	93	13	112	36														99	14	112	36	261
2. Seropos. Primary Syphilis	338	86	403	141	23	14	3		2	1	7			365	108	406	141	28	36	33	99	1620
3. Secondary Syphilis	28	36	33	99																		196
4. Tertiary Syphilis (Clinical)																						
5. Endosyphilis (Serological)	7	5	15	3	8				6	4				21	9	15	3					48
6. Neurosyphilis																						
7. Cong. Syphilis under 1 year																						
8. Cong. Syphilis over 1 year																						
Total Syphilitic Infections	466	140	563	279	31	14	3		11	6	5	7		513	167	566	279					1525
9. Gonorrhoea	772	96	1004	448	11	2			18	10	10	5		811	113	1004	448					2376
10. G.C. Vulvo Vaginitis																						
11. G.C. Ophthalmia																						
Total Gonorrhoeal Infections	772	96	1004	448	11	2			18	10	10			811	113	1004	448					2376
12. Ulcus Molle	243	117	184	142										243	117	184	142					686
13. Lymph. Venereum	9		4	4										9		4	4					17
14. Gran. Venereum																						
15. Venereal Wart	37	13	195	33					3	2	1			41	15	195	33					284
16. Phagadaena	68	24	95	53	2	2			2	2				72	28	95	53					248
17. Suspected V.D.	87	15	84	80					2		7	4		96	19	84	80					279
18. Multi-Disease	76	12	60	24							5	3		81	15	60	24					180
19. Nil Abnormal Detected	181	22	156	131	20	8			6	3	4	5		211	38	156	131					536
TOTAL	1939	439	2345	1194	64	26	3		42	23	32	24		2077	512	2348	1194					6131

GRAND TOTAL : 6 131

V.D. CLINIC DEFAULTER INVESTIGATIONS

	AFRICAN		ASIAN		COLOUR.		EUROP.	
	M	F	M	F	M	F	M	F
UNABLE TO TRACE	51	20			4			
RETURNED TO CLINIC	98	31	4	2	2		1	1
DID NOT RETURN	9	1						
TOTAL OF DEFAULTERS	158	52	4	2	6		1	1
NO. OF VISITS	210	75	6	2	10		3	2
<u>RETURNED TO CLINIC</u>								
A. <u>At Request of Health Visitor or Bantu Health Assistant</u>								
1) Following personal visits	21	93	31	4	2	2		
2) Following letters	22						1	
3) Following telephone calls	23						1	
4) Following accidental encounter	24							
B. <u>Supplementary Visits by Bantu Health Assistants</u>								
1) Employer telephoned	31							
2) Employer visited	32							
3) Defaulters visited	33							
<u>REASONS FOR DEFAULTING</u>								
No reason	41	39	12	1		1	1	
Unable to pay transport	42							
Left City	43	12	7					1
Hours of work prevent attendance	44	11						
Clinic Hours unsuitable	45							
Prefer morning clinic	A							
Prefer afternoon clinic	B							
Prefer evening clinic	C							
Prefer Saturday morning clinic	D							
Thought him/herself cured	46	86	25	3	2	2	1	
Races not separated enough	47							
Clinic not private enough	48							
Reaction to Injections	49						1	
Illness	50							1
Other reasons	51	7	5					

1977 - TUBERCULOSIS OUT-PATIENTS - PIETERMARITZBURG

	AFRICAN			ASIAN			COLOURED			EUROPEAN			TOTAL				
	BOR.		O/B.	BOR.		O/B.	BOR.		O/B.	BOR.		O/B.	BOR.		O/B.		
	M	F	M	F	M	F	M	F	M	F	M	F	M	F			
Cases (new)	172	75	193	93	31	2	17	12	2	2	6	12	6	232	114	195	97
Total Attendns.	2442	824	1288	618	479	21	386	244	18	-	83	94	9	3540	1630	1334	648
Sputa Examined	155	40	143	33	15	1	12	4	-	-	4	30	-	234	63	143	34
Sputa Positive	31	17	41	7	1	-	7	3	-	-	1	7	-	49	22	41	7
X-Rays Examined (excluding Miniatures)	496	235	310	147	143	5	102	78	6	-	30	31	2	817	486	331	154
X-Rays Positive (exclud. Miniatures)	117	48	129	53	7	-	9	5	-	-	3	5	3	139	63	131	53
New Cases found Posit.	47	26	83	37	5	-	4	2	1	-	2	4	-	61	35	84	37
Contacts exam. at clinic	12	16	14	18	3	-	-	1	-	-	2	2	-	14	22	14	18
	AFRICAN			ASIAN			COLOURED			EUROPEAN			TOTAL				
Home Visits to T.B. Patients and their contacts (Borough cases only)	7 397			483			282			294			8 456				

FOR HOSPITAL ADMISSIONS, SEE PAGE 25.

PULMONARY TUBERCULOSIS

The following table illustrates the trend in notifications and deaths from this disease over the period 1958 - 1977.

	NOTIFICATIONS					DEATHS				
	Afr.	As.	Col.	Eur.	Total	Afr.	As.	Col.	Eur.	Total
1958	83	24	10	13	130	11	8	0	2	21
1959	97	21	6	9	133	9	2	0	1	12
1960	92	30	10	8	140	10	2	0	0	12
1961	80	23	3	4	110	6	1	2	1	10
1962	107	30	18	12	167	3	2	1	1	7
1963	80	21	14	3	118	2	0	0	1	3
1964	90	22	18	11	141	4	1	0	1	6
1965	72	36	13	5	126	5	3	0	0	8
1966	107	23	6	8	144	3	2	1	1	7
1967	129	48	24	5	206	3	0	1	0	4
1968	111	30	20	9	170	6	0	3	1	10
1969	132	37	13	8	190	3	3	1	2	9
1970	117	45	13	14	189	5	0	1	0	6
1971	121	39	21	6	187	3	0	3	1	7
1972	48	48	12	5	184	4	2	1	1	8
1973	87	46	30	15	178	10	3	0	0	13
1974	69	41	17	12	139	19	4	5	0	28
1975	116	41	38	8	203	13	1	4	0	18
1976	120	52	20	7	199	21	0	1	2	24
1977	156	46	20	15	237	8	3	0	1	12

70 MM & 100 MM X-RAY CLINIC ATTENDANCES
YEAR ENDING 31ST DECEMBER, 1977

	AFRICAN				ASIAN				COLOURED				EUROPEAN				TOTAL			
	Bor.		O/B.		Bor.		O/B.		Bor.		O/B.		Bor.		O/B.		Bor.		O/B.	
	M	F	M	F	M	F	M	F	M	F	M	F	M	F	M	F	M	F	M	F
Ref. by Pass Office: Routine Med. Exam.: Suspect	2901	1961	3874	1285													2901	1961	3894	1285
	36	16	58	12													36	16	58	12
Pre-Employmt. X-Ray: Private Persons & Firms Municipality	74	38	247	36	238	129	7										333	189	257	36
	4				34												225	18	3	
Ref. by Emplrys. : Routine : Contact	1798	45	86	18	273	14											2371	145	86	18
	17	49			4	5											34	74		
Ref. by Drs. : Suspect : Contact	230	151	408	235	76	17	5										355	213	427	248
Ref. under Pneumoconio- sus Act	102		830				1										102		873	
Ref. by Health Dept.: Suspect : Contact	80	40	17	21	16	8	2										138	64	19	25
	327	103	68	56	126	69											663	303	73	63
Inf. Dis. Hosp. T.B. Clinic	233	54	377	118	23	12	5										273	70	384	120
	679	233			149	82											901	374		
TOTAL	6481	2690	5965	1781	939	346	20	6	259	144	9	2	653	247	60	18	8332	3427	6054	1807
Suspect P.T.B. excl. doctor, pass office & follow-up cases	78	15	9	9	9	5			13	2			4	1			104	23	9	9

TOTAL X-RAYED: 19 620 TOTAL SUSPECT: 226 (excluding Private doctors cases)

FOLLOW-UP OF SUSPECTED CASES DETECTED BY MUNICIPAL X-RAY

(excluding Private Doctors and Pass Office cases)

	AFRICAN				ASIAN				COLOURED				EUROPEAN				TOTAL			
	Bor.		O/B.		Bor.		O/B.		Bor.		O/B.		Bor.		O/B.		Bor.		O/B.	
	M	F	M	F	M	F	M	F	M	F	M	F	M	F	M	F	M	F	M	F
A. P.T.B. Active	34	8	4	4	3	2											42	11	4	4
B. P.T.B. Inactive	30	1	1	2	1				1								39	1	1	2
C. Other Lung Con- ditions	9	1	1		3	2			1	1							16	5	1	
D. Cardiac Con- ditions	1				1												2			
E. Nil Abnormal	2	2	1		1	1											3	3	1	
F. Other Condi- tions noted		1																1		
G. Did not re-attend	2	2	2	3													2	2	2	3
TOTAL	78	15	9	9	9	5			13	2				4	1		104	23	9	9

No. of Suspects P.T.B. active or inactive : 104 = 71,72%
 Did not re-attend : 9 = 6,21%
 Nil abnormal : 7 = 4,83%
 Other conditions : 25 = 17,24%

TOTAL : 145

ANALYSIS OF PASS OFFICE
X-RAYS TAKEN

	BOROUGH		OUT-OF-BOROUGH		TOTAL
	Male	Female	Male	Female	
Total X-Rayed	2 937	1 977	3 932	1 297	10 143
Suspect P.T.B.	36 (1,23%)	16 (0,81%)	58 (1,48%)	12 (0,93%)	122 (1,20%)

FOLLOW-UP RESULTS

	BOROUGH		OUT-OF-BOROUGH		TOTAL
	Male	Female	Male	Female	
1a. P.T.B. Active	16	8	25	5	54
1b. P.T.B. Inactive	10	3	11	2	26
2. Other Lung Conditions	5	4	8	2	19
3. Cardiac Conditions	2	-	1	-	3
4. Spinal or Thoracic Cage					
5. N.A.D.					
6. Other Conditions noted					
7. Did not re-attend	1	1	9	2	13
TOTAL	36	16	58	12	122

ESTIMATE OF FEMALE POPULATION OF PIETERMARITZBURGMUNICIPAL AREA AS AT 31.12.77AGE GROUPS 15 - 44 ONLY

AGES	AFRICAN	ASIAN	COLOURED	EUROPEAN	TOTAL
15 - 19	1 459	2 731	555	2 994	7 739
20 - 24	2 040	2 297	597	1 908	6 842
25 - 29	1 954	1 906	449	1 356	5 665
30 - 34	1 563	1 527	390	1 367	4 847
35 - 39	1 399	1 232	327	1 478	4 436
40 - 44	1 068	942	591	1 083	3 684
Total	9 483	10 635	2 609	10 486	33 213
Total Female Population	18 876	23 610	6 236	25 210	73 932

PROSECUTIONS.

Total number of prosecutions.....	161
Under Public Health Bylaws.....	119
Under Dairy Bylaws.....	4
Under General Bylaws.....	12
Under Manufacture, Storage & Sale of Foodstuffs Bylaws.....	7
Under Foodstuffs & Cosmetics Act No. 54 of 1972	16
Under Refuse & Night Soil Removal Bylaws.....	1
Under Public Health Act.....	1
Under Urban Bantu Residential Areas Regulations	1
	<hr/>
	TOTAL
	<hr/> 161 <hr/>
Total number found guilty and penalty imposed....	105
Total number found not guilty.....	1
Total number withdrawn, discharged, pending and re-issued.....	55
	<hr/>
	TOTAL
	<hr/> 161 <hr/>

CONDEMNED PREMISESRooms and Buildings Condemned and/or Demolished:

(a) Under Public Health By-law 17 (Demolition Order).....	5
(b) Voluntary Demolitions.....	48
	<hr/>
	TOTAL
	<hr/> 53 <hr/>

LICENCE APPLICATIONS

(1) Applications Dealt with under Licences (Control) and Municipal Licence Ord. No. 19 of 1942 and the Borough By-Laws

	1	2	3	4	5	6	7	8	9	10	11	12	13	14	15	16	Total
Applications received	30	9	39	3	57	6	257	6	71	4	69	5	137	16	-	27	738
Application Approved	11	3	30	1	5	6	131	1	21	2	46	3	89	3	-	5	357
Applications Approved Subject to Requirements	21	6	9	5	51	1	121	5	49	3	21	3	59	14	-	25	393

Key to Table:

1. Apothecary, Patent & Prop. Medicines.
2. Boarding Houses, Flats.
3. Repair Shop, Tailor, Fumigator.
4. Hairdresser, Dressmaker.
5. Refreshment Room, Entertainment House, Eating House.
6. Fresh Produce, Mineral Water Dealer.
7. General Dealer.
8. Hawker, Pedlar.
9. Laundry, Dry Cleaner, Receiving Depot.
10. Manufacturer.
11. Building Contractor, Contractor, Speculator, Demolition Continued.
12. Butcher.
13. Milk Purveyor.
14. Garage
15. Undertaker.
16. Warehouse, Storage of Mineral Oil & Spirits.

F O O D S T U U F SSAMPLES TAKEN AND SUBMITTED FOR ANALYSIS1. MILK AND CREAM(a) Bacteriological Examination - Plate Counts:

Samples with less than 50,000 bacteria per c.c.	:	70	(inc. 35 Pas- teurised)
Samples with between 50,000 and 200,000 bacteria per c.c.	:	-	
Samples with more than 200,000 bacteria per c.c.	:	1	
		<u>71</u>	(inc. 35 Pas- teurised)

(b) Bacteriological Examination - Faecal B. Coli:

Samples with Faecal B. Coli absent	:	70	(inc. 35 Pas- teurised)
Samples with Faecal B. Coli present 1/10 c.c.	:	1	
Samples with Faecal B. Coli present 1/100 c.c.	:	-	
Samples with Faecal B. Coli present in less than 1/100 c.c.	:	-	
		<u>71</u>	(inc. 35 Pas- teurised)

(c) Chemical Examination (by Government Analyst):

Milk Samples complying with Act 54/1972	:	30
Cream Samples complying with Act 54/1972	:	2
Maas Samples complying with Act 54/1972	:	<u>18</u>
		<u>50</u>

One milk sample contained less than 3% of Milk Fat. Prosecution was instituted and a fine of R50 imposed.

(d) Phosphatase Testing of Pasteurised Milk (by Municipal Bio-Chemist):

Samples sufficiently heat treated	:	165
Samples not sufficiently heat treated	:	-
		<u>165</u>

(e) Methylene Blue Reduction Test: (on the keeping quality of milk, taken at depot and carried out in our office)

Satisfactory samples	:	251
Unsatisfactory samples	:	22
		<u>273</u>

2. ICE CREAM (CHEMICAL EXAMINATION BY GOVT. ANALYST):

Samples complying with Act 54/1972	:	<u>3</u>
------------------------------------	---	----------

3. MEAT: See Page 40.

FOODSTUFFS CONDEMNED AS UNFIT FOR
HUMAN CONSUMPTION

During the year 234 639 kg of various produce was condemned as unfit for human consumption as well as 19 923 items of tinned food, etc.

GENERAL INSPECTORS

The following items were carried out during the year ending 31st December, by the General Inspectors:

Refuse receptacles	:	Defective.....	69
		Inadequate.....	147
		No Lids.....	224
		Warnings issued.....	45
Vacant Plots	:	Overgrown.....	2392
		Littered.....	141
		Overgrown and littered.....	38
Disused Vehicles	:	Inspections.....	752
		Notices served.....	172
Litter	:	Warnings issued.....	444
Refuse	:	Deposited on vacant ground.....	1155
		Deposited on road verges/pavements.....	2951
		Warnings issued.....	40
		Prosecutions.....	3
Overgrown road verges.....			2
Interviews.....			292
Dogs.....			614
Miscellaneous.....			67
		TOTAL	<u>9 548</u>

Letters and notices sent by the General Inspectors totalled: 3 709

RODENT CONTROLDetails of Rodent Officer's Work

No. of:

Dwellings dealt with.....	385
Grain stores inspected.....	4
Warehouses inspected.....	5
Factories (non-food) inspected.....	5
Hotels and food-handling premises inspected.....	300
Hotels and food-handling premises rat-proofed....	1
Other business premises inspected.....	856
Stables inspected.....	2
Mills inspected.....	1
Buildings supervised during erection.....	112
Buildings supervised prior to demolition.....	109
Vacant Lands gassed.....	22
Vacant Lands dealt with.....	221
Gassing operations.....	100
Rats gassed.....	4
Trapping operations.....	3
Rats trapped.....	6
Poisoning operations.....	648
Rats found poisoned.....	33
Refuse and rubbish inspections.....	611
Other inspections.....	121
Interviews.....	121
Refuse tips inspected.....	23
Refuse bins inspected.....	131
	<hr/>
TOTAL NUMBER OF INSPECTIONS CARRIED OUT	<u>3 824</u>

A total of 26 letters and notices were sent out by the Rodent Inspector.

S A N I T A T I O N .

Total of Inspections carried out.....	64 603
Total of Rodent Inspections.....	4 115
Total of Notices and Letters served re Contraventions of Bylaws	8 732
Total of Inspections by General Inspectors.....	9 548

Inspections Given in Detail

1. Public Markets.....	252
2. Butchers' Shops.....	509
3. Dealers and General Dealers (Food).....	2 078
4. Dealers and General Dealers (No Food).....	1 069
5. Fish and Poultry Shops.....	61
6. Food Sampling.....	329
7. Condemnation of Foodstuffs.....	72
8. Bakehouses.....	91
9. Milk Shops (Purveyors of Milk).....	83
10. Ice Cream (Distributors and Manufacturers of).....	24
11. Tea Shops, Cafes, Restaurants and Eating houses.....	2 059
12. Residential Hotels, Boarding Houses.....	124
13. Aerated Water Manufacturers.....	8
14. Other places where food is manufactured.....	32
15. Hawker's Premises.....	210
16. Hawker's Carts.....	222
17. Butcher's Carts and Carriers.....	11
18. Milk Delivery Carts and Ice Cream Carts.....	75
19. Milk Depot and Pasteurising Plants.....	47
20. Baker's Carts.....	271
21. Theatres and Cinemas.....	79
22. Smoke Nuisances.....	990
23. Common Lodging Houses.....	33
24. Barracks.....	-
25. African Quarters.....	185
26.a Structural Defects in Premises.....	1 879
26.b Defective Washing Areas.....	146
26.c Defective Sanitary Fittings.....	551
26.d Undrained Premises.....	98
26.e Defective and Waste Water Drains.....	769
26.f Overcrowded Premises.....	79
27. Dwelling Houses and Flats.....	7 364
28. Swimming Bath Inspections.....	316
29. Hairdressers.....	13

Carried forward 20 129

SANITATION Continued

	Brought Forward	20 129
30. Laundries.....		68
31. Schools.....		65
32. Factories and Workshops.....		776
33. Builder's Yards.....		37
34. Depots and Warehouses.....		62
35. Wood and Coal Yards.....		8
36. Condemnation of Premises.....		163
37. Vacant Lands.....	1	391
38. Piggeries.....		6
39. Horse Stables.....		69
40. Cowkeepers Premises.....		56
41. Dairy Stables and Dairies.....		65
42. Hide and Skin Merchants.....		10
43. Poultry Keepers and Pigeon Lofts.....		917
44. Visits in connection with Infectious Disease.....		132
45. Malaria and Mosquito Inspections, etc.....	2	234
46. Malaria - Permanent Works, Drains, Tree Planting, etc.		3
47. Public Sanitary Conveniences.....		49
48. Sanitary Conveniences.....	3	031
49. Septic Tanks, French Drains, etc.....		55
50. Pail Privies.....		128
51. Pit Privies.....		88
52. Refuse and Refuse Bins.....	8	028
53. Refuse Tips.....		72
54. Other Visits.....	3	630
55. Fly Nuisances.....		516
56. Visits in connection with Fumigation.....		18
57. Disinfectants.....		1
58. Attendances in Court.....		129
59. Rodent Inspections by Rodent Inspector.....	3	824
60. Other Rodent Inspections by Health Inspectors.....		291
61. Deratisation Certificates.....		11
62. Interviews and Complaints.....	6	708
62.a Inspections by General Inspectors.....	9	548
		<hr/>
	Carried forward	62 318

SANITATION Continued

	Brought forward	62 318
<u>REPORTS FOR TRANSMISSION TO OTHER MUNICIPAL DEPARTMENTS:</u>		
(1) <u>CITY ENGINEER'S DEPARTMENT.</u>		
63.	Blocked Sewers, etc.	85
64.	Street Drains.....	138
65.	Defective Water Fittings.....	44
66.	Defective Surface Waste Water Drains.....	34
67.	Other Defects.....	17
68.	Unauthorised Structures.....	92
69.	Sites, etc. re plans.....	326
70.	Water Sampling.....	6
(2) <u>DRAKENSBERG BANTU AFFAIRS ADMINISTRATION BOARD</u>		
71.	Licensing and other Inspections of Premises under Urban Areas Act.....	44
(3) <u>LICENSING DEPARTMENT.</u>		
72.	Inspections of Premises re Licence Applications.....	1 477
(4) <u>GENERAL.</u>		
73.	Other transportation trips.....	126
	TOTAL	<u><u>64 603</u></u>

LIST OF CLINICSCHILD HEALTH CLINICS

- African : (a) Sobantu Village Dispensary. Telephone 71801
 Tuesday : 9.00 hrs. - 12.30 hrs.
 Friday : 14.00 hrs. - 16.00 hrs.
- (b) Imbali Clinic No. 1, Mnyamathi Road. Telephone 81333
 Wednesday: 8.30 hrs. - 12.30 hrs.
 Wednesday: 14.00 hrs. - 16.00 hrs.
- (c) Imbali Clinic No. 2, Mvubu Road. (No Telephone).
 Monday : 8.30 hrs. - 12.00 hrs.
- (d) Municipal Clinic, 573 Boom Street. Telephone 29673
 Friday : 9.00 hrs. - 12.30 hrs.
- Asian : (a) Municipal Clinic, 573 Boom Street. Telephone 29673
 Tuesday : 10.00 hrs. - 12.30 hrs.
 Tuesday : 14.00 hrs. - 16.00 hrs.
- (b) Northdale Clinic, Bangalore Road. Telephone 71821
 Monday : 9.00 hrs. - 12.30 hrs.
 Friday : 9.00 hrs. - 12.30 hrs.
- (c) Municipal Clinic, Valda Road, Northdale. (No Telephone)
 Thursday : 9.00 hrs. - 12.00 hrs.
- Coloured: (a) Municipal Clinic, 573 Boom Street. Telephone 29673
 Wednesday: 14.00 hrs. - 16.00 hrs.
- (b) Woodlands Clinic, 5 Spruce Road. Telephone 52707
 Tuesday : 14.00 hrs. - 16.00 hrs.
 Friday : 8.00 hrs. - 12.00 hrs.
- (c) Eastwood Clinic, 8 Marguerite Place. (No Telephone)
 Thursday : 14.00 hrs. - 16.00 hrs.
- European: (a) Municipal Clinic, Civic Centre (Lower Ground Floor),
 333 Church Street. Telephone 27031
 Thursday : 8.30 hrs. - 12.00 hrs.
 Thursday : 14.00 hrs. - 16.00 hrs.
- (b) Cleland Clinic, Abelia Road. Telephone 62627
 Tuesday : 14.00 hrs. - 16.00 hrs.
- (c) The Grange Clinic, 115 White Road. (No Telephone)
 Wednesday: 9.00 hrs. - 12.00 hrs.
- (d) Scottsville Clinic, Ridge Road. Telephone 26101
 Friday : 10.00 hrs. - 12.00 hrs.

IMMUNISATION CLINICS.../

IMMUNISATION CLINICS (INFANTS)

- African : (a) Sobantu Village Dispensary. Telephone 71801
 Tuesday : 9.00 hrs. - 12.30 hrs.
 Friday : 14.00 hrs. - 16.00 hrs.
- (b) Imbali Clinic No. 1, Mnyamathi Road. Telephone 81333
 Wednesday : 9.00 hrs. - 12.30 hrs.
 Wednesday : 14.00 hrs. - 16.00 hrs.
- (c) Imbali Clinic No. 2, Mvubu Road. (No Telephone)
 Monday : 9.00 hrs. - 12.30 hrs.
- (d) Municipal Clinic, 573 Boom Street. Telephone 29673
 Friday : 10.00 hrs. - 12.30 hrs.
- Asian : (a) Municipal Clinic, 573 Boom Street. Telephone 29673
 Tuesday : 10.00 hrs. - 12.30 hrs.
 Tuesday : 14.00 hrs. - 16.00 hrs.
- (b) Northdale Clinic, Bangalore Road. Telephone 71821
 Monday : 10.00 hrs. - 12.30 hrs.
 Friday : 10.00 hrs. - 12.30 hrs.
- (c) Municipal Clinic, Valda Road, Northdale. (No Telephone)
 Thursday : 8.30 hrs. - 12.00 hrs.
- Coloured: (a) Municipal Clinic, 573 Boom Street. Telephone 29673
 Wednesday : 14.00 hrs. - 16.00 hrs.
- (b) Woodlands Clinic, 5 Spruce Road. Telephone 52707
 Tuesday : 14.00 hrs. - 16.00 hrs.
- (c) Eastwood Clinic, 8 Marguerite Place. (No Telephone)
 Thursday : 14.00 hrs. - 16.00 hrs.
- European: (a) Municipal Clinic, Civic Centre (Lower Ground Floor)
 333 Church Street. Telephone 27031
 Monday : 14.00 hrs. - 16.00 hrs.
 Thursday : 8.30 hrs. - 12.00 hrs.
 Thursday : 14.00 hrs. - 16.00 hrs.
- (b) Cleland Clinic, Abelia Road. Telephone 62627
 Tuesday : 14.00 hrs. - 16.00 hrs.
- (c) The Grange Clinic, 115 White Road. (No Telephone)
 Wednesday : 9.00 hrs. - 12.00 hrs.
- (d) Scottsville Clinic, Ridge Road. Telephone 26101
 Friday : 10.00 hrs. - 12.00 hrs.
- CRECHE SERVICE By arrangement Friday : 14.00 hrs. - 16.00 hrs.

VENEREAL DISEASE...../

VENEREAL DISEASE

African)
Asian) 541 Boom Street. Telephone 28670
Coloured)
 Monday : 14.00 hrs. - 16.00 hrs.
 Tuesday : 14.00 hrs. - 17.30 hrs.
 Thursday : 14.00 hrs. - 16.00 hrs.

European : Civic Centre (Health Department), 333 Church Street.
 Telephone 27031
 By Appointment - Monday to Friday between 8.00 hrs. - 8.30 hrs.

TUBERCULOSIS

African)
Asian) 541 Boom Street. Telephone 28670
Coloured)
 Monday : 8.30 hrs. - 12.00 hrs.
 Wednesday : 10.00 hrs. - 12.30 hrs.
 Wednesday : 14.00 hrs. - 17.30 hrs.

European : Civic Centre (Health Department), 333 Church Street.
 Telephone 27031
 Monday : 14.00 hrs. - 16.00 hrs.

CLEANSING STATION (Lice, Nits, Scabies)

All Races : Civic Centre, 333 Church Street. Telephone 27031
 Monday - Friday: 8.30 hrs. - 9.30 hrs.

Asian : Northdale Clinic, Bangalore Road. Telephone 71821
 Monday-Friday : 8.30 hrs. - 10.00 hrs.

Coloured : Woodlands Clinic, 5 Spruce Road. : By Arrangement with
 Eastwood Clinic, 8 Marguerite Place. : Community Health Nurse.

GENERAL OUT-PATIENTS

African : Sobantu Village Dispensary. Telephone 71801
 Monday, Wednesday, Friday : 8.30 hrs. - 10.00 hrs.

MASS MINIATURE RADIOGRAPHY

Asian)
Coloured) Carried out at Civic Centre, 333 Church Street. Telephone 27031.
European) Monday - Friday : 14.00 hrs. - 16.00 hrs.

African : at Drakensberg Bantu Affairs Administration Board Offices,
 390 Pietermaritz Street.
 Telephone 20307
 Monday - Friday : 10.00 hrs. - 12.00 hrs.

FAMILY PLANNING...../

FAMILY PLANNING

- African : (a) Municipal Clinic, 573 Boom Street. Telephone 29673
 Monday : 8.00 hrs. - 12.00 hrs.
 Thursday : 8.00 hrs. - 12.00 hrs.
 Thursday : 14.00 hrs. - 16.00 hrs.
 Friday : 14.00 hrs. - 17.00 hrs.
- (b) Imbali No. 1 Clinic, Mnyamathi Road. Telephone 81333
 Tuesday : 8.00 hrs. - 12.00 hrs.
- (c) Sobantu Village Dispensary. Telephone 71801
 Wednesday : 14.00 hrs. - 16.00 hrs.
- Asian : (a) Northdale Clinic, Bangalore Road. Telephone 71821
 Wednesday : 8.00 hrs. - 12.00 hrs.
- (b) Municipal Clinic, 573 Boom Street. Telephone 29673
 Monday : 14.00 hrs. - 16.00 hrs.
 Tuesday : 11.00 hrs. - 12.00 hrs.
 Tuesday : 15.00 hrs. - 16.00 hrs.
- (c) Municipal Clinic, Valda Road. (No Telephone)
 Thursday : 8.30 hrs. - 12.00 hrs.
- Coloured : (a) Municipal Clinic, 573 Boom Street. Telephone 29673
 Monday : 14.00 hrs. - 16.00 hrs.
- (b) Woodlands Clinic, 5 Spruce Road. Telephone 52707
 Friday : 8.30 hrs. - 12.00 hrs.
- (c) Eastwood Clinic, 8 Marguerite Place. (No Telephone)
 Thursday : 14.00 hrs. - 16.00 hrs.
- European : (a) Municipal Clinic, Civic Centre (Lower Ground Floor),
 333 Church Street. Telephone 27031
 Tuesday : 14.00 hrs. - 16.00 hrs.
- (b) Scottsville Clinic, Ridge Road. Telephone 26101
 Friday : 10.00 hrs. - 12.00 hrs.
- (c) The Grange Clinic, 115 White Road. (No Telephone)
 Wednesday : 9.00 hrs. - 12.00 hrs.

FAMILY PLANNING FACTORY SERVICE

By arrangement.

Tuesday : 8.30 hrs. - 12.00 hrs.

DISTRICT SERVICES

The only district nursing and midwifery services in Pietermaritzburg are carried out in Sobantu Village. These services are available on demand by the village inhabitants.

